

當日市場：市場將很快進入強勁震蕩期

2018/08/09 投資日報

市場走勢 2018/08/08			
市場指數	VN-Index	HNX-Index	UPCoM
變動\收盤	966.3	107.7	51.3
% 日	0.99	1.85	1.00
% 周	1.42	2.00	1.97
% 月	5.31	6.93	3.30
% 年	22.07	5.27	-7.07
<b>成交值 (十億盾)</b>			
當日	3,302.94	417.76	196.51
前一日	3,382.25	407.34	255.90
月均	3,287.20	503.42	186.24
<b>外資 (十億盾)</b>			
買進	486.67	9.66	62.71
賣出	652.80	16.96	38.81
買賣超	(166.13)	(7.30)	23.90
<b>市場漲跌家數</b>			
上漲家數	158	80	97
下跌家數	114	75	60
持平家數	81	229	577
<b>市場指標</b>			
P/E 本益比	17.2x	10.9x	9.8x
總市值 (兆盾)	3,041	199	849
股息殖利率	1.98	2.57	3.90

源自: Bloomberg – Yuanta Retail Research

市場走勢

昨日，有關美國對中國額外徵收 160 億美元稅額，影響了中國股市走勢慘淡，上海指數跌失近 1.3%。相反，亞洲股市包括越南幾乎是綠盤上漲。昨日收盤，VN 指數上漲近 1% 至 966 點，HNX 指數上漲 1.85% 至 107.7 點。市場流動性仍維持平均水平。

銀行和油氣板塊在盤尾時獲大量現金流入，是推動股指走勢的主要因素。銀行個股 BID，CTG，ACB，VCB 成為股指漲幅的最大貢獻者。油氣股也有最強的漲幅，來自 PVD 漲停，PVS，PVB 觸及漲停價。股市上揚漲勢頭還擴散到其他板塊，如：證券的 VND 漲停，SSI，HCM；房地產的 VHM，DXG，NVL；紡織的 GIL，TCM 或零售的 PNJ，MWG。

昨日盤中，對 VN 指數有最負面影響的是 VIC，收盤時下跌 1.4%。另，還有 TCB，HNG，VHC 也鉗制了股指上漲勢頭。

外資在全市場繼續賣超，總額達 1500 億盾，仍主要是拋售 VNM 和 VIC。

市場評論

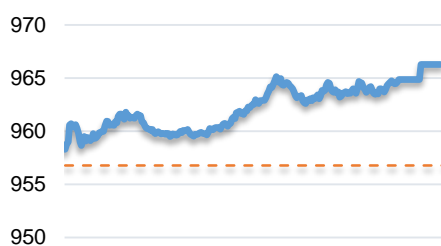
我們預計市場可能在今日交易時段維持上漲勢頭，現金流將在大、中型股之間平均分配。同時，市場仍處於累積階段，並將很快進入積極強勢波動期，而積極點是，金融股走勢更活躍，並可能會進入更積極強勁波動期，因此，預計市場流動性將會有所改善。此外，股票比例仍維持於高比例，表明放款機會仍然很高。

我們的趨勢指標仍維持兩大股指短期趨勢上漲，並維持系統停損區在 VN 指數 931.23 點和 HNX 指數 101.31 點。因此，我們建議短期投資者可利用調整期間增加股票比例和建倉。

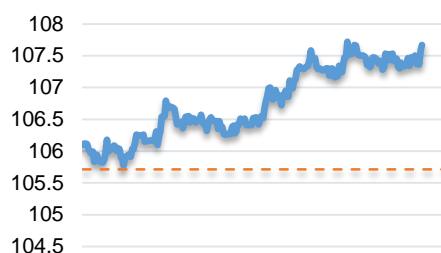
短期投資組合建議比例：63% 的股票 / 37% 的現金

(股票趨勢追蹤圖在下一頁內更新)

VNINDEX



HNX INDEX





We Create Fortune

### 技術分析圖



VN-Index 指數的市場走勢



HNX-Index 指數的市場走勢

	短期趨勢	中期趨勢	阻力區 1	阻力區 2	支撐區 1	支撐區 2
VN-Index 指數	上漲	下跌	997.0	1044.0	915.0	895.0
HNX-Index 指數	上漲	下跌	112.5	121.0	96.5	92.0

We Create Fortune

股票趨勢追蹤表

股票	價格	短期趨勢	中期趨勢	短期買價	短期停損	暫計短期利潤%	短期信號	中期買價	中期停損	暫計中期利潤%	中期信號
AAA	16.75	下跌	下跌		17.75				20.84		
ACB	36.70	上漲	下跌	35.60	32.43	3.09%			41.80		
ACV	88.30	上漲	下跌	84.50	82.94	4.50%			95.72		
BFC	26.10	上漲	下跌	27.00	24.65	-3.33%			28.97		
BHN	85.90	下跌	下跌		91.26				111.39		
BID	29.20	上漲	下跌	25.80	24.58	13.18%			31.14		
BMP	54.60	上漲	下跌	57.60	54.27	-5.21%			63.44		
BSR	18.00	上漲	下跌	15.80	16.39	13.92%			19.99		
BVH	79.50	上漲	下跌	78.00	71.76	1.92%			91.06		
BWE	17.30	上漲	下跌	17.70	16.69	-2.26%			19.20		
CEO	12.60	上漲	下跌	13.40	11.84	-5.97%			15.97		
CHP	23.70	上漲	上漲	23.50	23.01	0.85%		23.50	21.65	0.85%	
CSM	13.95	下跌	上漲		13.98			14.39	12.77	-3.06%	
CTD	154.20	上漲	上漲	149.50	152.64	3.14%		161.20	128.22	-4.34%	
CTG	23.95	上漲	下跌	24.00	22.35	-0.21%			28.07		
CTI	29.60	上漲	下跌	29.60	28.75	0.00%			33.12		
CVT	25.60	上漲	下跌	25.85	23.93	-0.97%			29.58		
DCM	11.05	上漲	下跌	11.05	10.68	0.00%			11.67		
DGW	24.10	上漲	下跌	23.90	21.72	0.84%			26.51		
DHA	27.95	上漲	下跌	28.00	26.35	-0.18%			28.49		
DHC	39.75	下跌	下跌		40.57				43.99		
DHG	102.00	下跌	上漲		103.16			114.49	95.93	-10.91%	
DPG	41.50	上漲	下跌	40.90	39.06	1.47%			50.13		
DPM	18.30	上漲	下跌	17.70	17.43	3.39%			18.72		
DPR	37.50	上漲	下跌	37.50	37.31	0.00%	買		41.25		
DQC	29.15	下跌	下跌		31.42				34.94		
DRC	23.45	下跌	上漲		24.64			24.30	18.94	-3.50%	
DXG	27.00	上漲	下跌	23.75	23.93	13.68%			29.38		
ELC	9.10	下跌	下跌		9.43				11.21		
FCN	15.25	下跌	上漲		16.38			17.70	13.88	-13.84%	
FIT	4.26	下跌	下跌		4.69				5.21		
FMC	22.15	上漲	下跌	21.20	20.90	4.48%			23.95		
FPT	42.50	上漲	下跌	42.90	40.89	-0.93%			46.52		
GAS	98.00	上漲	下跌	86.90	88.13	12.77%			103.15		
GIL	46.00	上漲	上漲	41.65	43.39	10.44%		34.90	40.00	31.81%	
GMD	25.40	上漲	下跌	25.40	25.09	0.00%			28.65		
GTN	12.00	上漲	上漲	9.20	11.74	30.43%		11.20	8.82	7.14%	
HAG	6.95	上漲	上漲	5.01	6.75	38.72%		6.19	5.33	12.28%	

We Create Fortune

HAX	15.60	下跌	下跌		16.88			18.67	
HBC	22.35	下跌	下跌		22.61			27.24	
HDB	36.50	上漲	下跌	35.75	33.94	2.10%		42.35	
HNG	16.00	上漲	上漲	8.36	15.34	91.39%	8.20	12.95	95.12%
HPG	36.70	上漲	下跌	37.20	35.35	-1.34%		42.50	
HSG	10.35	下跌	下跌		11.57			13.38	
HT1	11.70	上漲	下跌	11.75	11.54	-0.43%		12.91	
HUT	5.20	下跌	下跌		5.86			6.72	
HVN	37.80	上漲	下跌	33.00	35.41	14.55%		39.08	
ITD	11.55	下跌	上漲		12.09		12.40	11.14	-6.85%
KBC	11.85	上漲	下跌	12.10	11.43	-2.07%		13.24	
KDH	29.60	下跌	下跌		30.85			33.78	
KSB	30.75	上漲	下跌	29.79	28.31	3.23%		37.17	
LCG	9.64	上漲	下跌	9.46	9.30	1.90%		10.06	
LDG	14.70	上漲	下跌	12.05	13.31	21.99%		15.06	
LIX	40.50	下跌	下跌		41.88			45.17	
LPB	9.60	下跌	下跌		10.22			13.11	
LSS	6.54	下跌	下跌		6.96			8.24	
MSN	90.00	上漲	下跌	79.10	83.68	13.78%		90.22	
MWG	113.90	上漲	上漲	112.00	108.83	1.70%	121.00	104.78	-5.87%
NKG	13.30	下跌	下跌		14.20			17.58	
NLG	29.05	上漲	下跌	29.80	28.62	-2.52%		31.83	
NT2	27.00	下跌	下跌		27.47			28.69	
NTL	9.59	上漲	上漲	10.35	9.59	-7.34%	10.45	8.94	-8.23%
NTP	44.00	下跌	下跌		45.55			51.18	
PAC	38.35	下跌	下跌		40.42			42.18	
PC1	26.90	下跌	下跌		28.27			34.50	
PDR	25.40	下跌	下跌		26.32			29.57	
PGC	14.20	上漲	下跌	14.35	13.90	-1.05%		15.68	
PHR	23.60	上漲	下跌	21.90	22.56	7.76%		23.77	
PLX	63.00	上漲	下跌	60.50	59.15	4.13%		67.88	
PNJ	92.50	上漲	下跌	90.30	88.11	2.44%		103.44	
POW	13.70	上漲	下跌	13.00	12.41	5.38%		13.91	
PPC	18.30	上漲	下跌	18.50	17.71	-1.08%		19.21	
PTB	57.50	下跌	上漲		59.72		64.00	53.16	-10.16%
PVD	15.55	上漲	下跌	13.00	13.84	19.62%		16.34	
PVI	29.10	上漲	下跌	29.90	28.37	-2.68%		33.76	
PVS	20.10	上漲	下跌	17.00	16.98	18.24%		20.82	
PXS	6.13	上漲	上漲	5.00	5.32	22.60%		5.90	
RAL	90.10	上漲	下跌	91.00	85.42	-0.99%		102.96	
REE	34.50	下跌	下跌		35.51			34.97	
SAB	200.00	下跌	下跌		205.92			239.60	
SAM	7.16	上漲	下跌	7.00	6.95	2.29%		7.59	

We Create Fortune

SBV	27.80	上漲	下跌	27.00	27.05	2.96%			29.35	
SCR	8.80	下跌	下跌		9.41				10.30	
SHI	6.02	下跌	上漲		6.46			6.99	5.88	-13.88%
SJS	20.60	上漲	下跌	19.70	18.82	4.57%			21.87	
SKG	21.05	上漲	下跌	20.05	20.18	4.99%			21.27	
SSI	29.55	上漲	下跌	29.55	29.51	0.00%	買		34.19	
STB	11.35	上漲	下跌	11.20	10.75	1.34%			12.71	
SVC	44.95	下跌	下跌		46.14				49.74	
TCM	20.45	上漲	下跌	17.80	18.07	14.89%			20.79	
TDH	11.55	下跌	下跌		12.27				13.95	
TLH	7.31	下跌	下跌		7.66				8.94	
TMT	5.60	上漲	下跌	5.61	5.26	-0.18%			7.28	
TNG	11.30	上漲	下跌	10.80	11.09	4.63%			11.90	
TYA	10.55	下跌	下跌		11.15				12.63	
VCB	62.10	上漲	下跌	57.50	56.44	8.00%			64.41	
VFG	35.90	下跌	上漲		38.94			34.39	33.47	4.38%
VGC	17.80	下跌	下跌		19.25				22.65	
VHM	108.00	下跌	上漲		112.34					
VIB	27.50	上漲	下跌	27.60	25.83	-0.36%			30.67	
VIC	108.80	上漲	下跌	111.50	105.77	-2.42%		111.50	109.53	-1.76%
VIP	7.34	上漲	上漲	6.95	6.88	5.61%			7.29	
VJC	147.50	上漲	下跌	144.50	137.86	2.08%			154.12	
VNM	155.50	下跌	下跌		162.89				184.77	
VPB	26.60	下跌	下跌		28.55				33.19	
VRC	20.20	上漲	上漲	17.75	19.45	13.80%		19.35	14.87	4.39%
VRE	42.15	上漲	下跌	40.40	39.37	4.33%			44.98	
VSC	40.30	上漲	上漲	35.50	36.63	13.52%		35.30	29.50	14.16%



We Create Fortune

胡志明市證券交易所 (HSX)

	收盤	漲跌%
VNI	966.27	0.99
VN30	945.89	0.96
VN Mid	992.94	0.60
VN Small	801.25	0.34

外資交易	成交值 (十億盾)	
買進	486.67	
賣出	652.80	
買賣超	(166.13)	

上漲前五名：

股票代碼*	上漲 (VND)	漲跌%
VND	1,250	6.9%
TGG	1,400	6.9%
PVD	1,000	6.9%
IDI	750	6.7%
BID	1,750	6.4%

下跌前五名：

股票代碼*	下跌 (VND)	漲跌%
TTF	(190)	-6.8%
GTN	(850)	-6.6%
ANV	(1,150)	-6.5%
DRH	(700)	-4.8%
SJD	(800)	-3.1%

市值前五大：

股票代碼*	市值 (十億盾)	
VIC	347,248	
VHM	289,398	
VNM	225,669	
VCB	223,421	
GAS	187,567	

交易量前五名：

股票代碼	成交值 (百萬盾)	平均 30日
FLC	15.15	13.90
HAG	5.67	11.56
CTG	5.57	5.19
TTF	5.05	0.75
BID	4.51	3.54

\* 備註：市值 > 5,000 億盾，成交值 > 15 億盾  
源自: Bloomberg & Yuanta Research

河內證券交易所 (HSX)

	收盤	漲跌%
HNI	107.67	1.85
HN30	192.89	1.91
VNX AllSh	1,351.86	0.98

外資交易	成交值 (十億盾)	
買進	9.66	
賣出	16.96	
買賣超	(7.30)	

股票代碼*	上漲 (VND)	漲跌%
PVS	1,700	9.2%
SHS	600	4.4%
ACB	1,200	3.4%
SHB	200	2.5%
DGL	800	2.2%

股票代碼*	下跌 (VND)	漲跌%
TNG	(300)	-2.6%
VCS	(900)	-1.1%
PVI	(200)	-0.7%
MBS	(100)	-0.6%

股票代碼*	市值 (十億盾)	
ACB	39,801	
VCS	13,456	
SHB	9,745	
PVS	8,979	
VGC	7,981	

股票代碼	成交值 (百萬盾)	平均 30日
PVS	10.16	4.89
ACB	6.08	5.18
SHB	5.89	5.77
KLF	2.71	2.44
MST	2.17	0.95

源自: Bloomberg & Yuanta Research

UPCoM 證券交易所 (UPCoM)

	收盤	漲跌%
UPCoM	51.29	1.00

外資交易	成交值 (十億盾)	
買進	62.71	
賣出	38.81	
買賣超	23.90	

股票代碼*	上漲 (VND)	漲跌%
LPB	400	4.3%
HVN	1,500	4.1%
BSR	600	3.4%
MPC	1,300	3.4%
POW	400	3.0%

股票代碼*	下跌 (VND)	漲跌%
SDI	(2,200)	-3.4%
DVN	(200)	-1.3%
LTG	(400)	-1.0%

股票代碼*	市值 (十億盾)	
ACV	192,241	
BSR	55,809	
MCH	50,916	
HVN	47,229	
GVR	32,800	

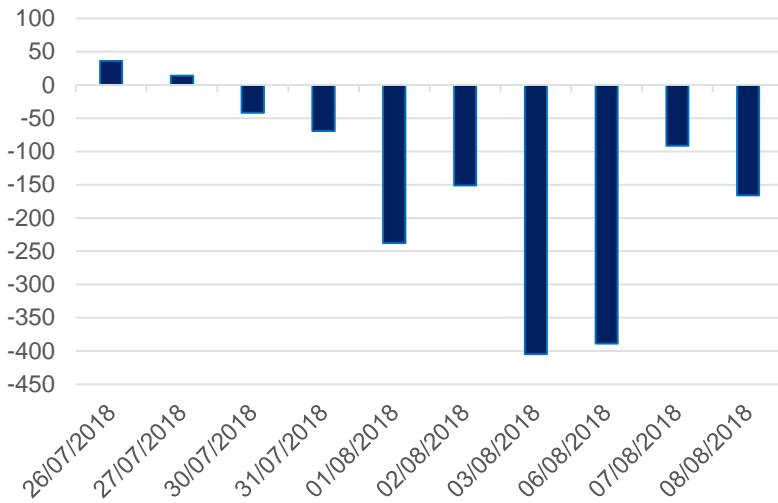
股票代碼	成交值 (百萬盾)	平均 30日
LPB	3.40	1.99
POW	2.62	1.18
BSR	2.45	1.59
ART	1.06	2.08
VGT	0.70	0.37

源自: Bloomberg & Yuanta Research



We Create Fortune

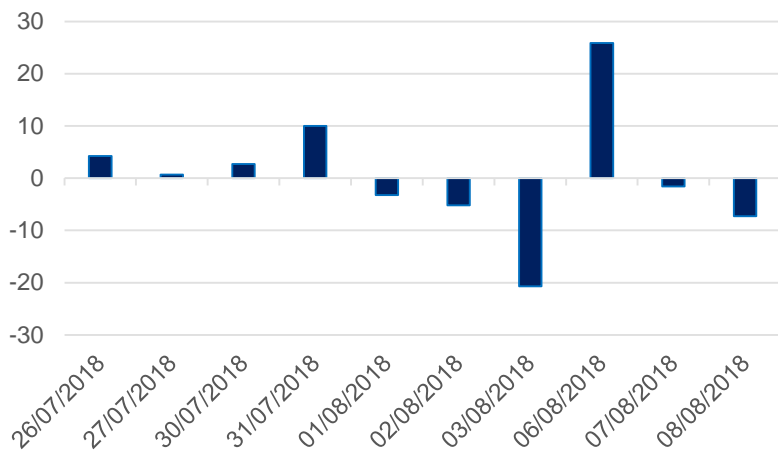
HSX 外資每日買/賣超 (bil. VND)



證券代碼	買超金額 (百萬盾)	證券代碼	賣超金額 (百萬盾)
VJC	21,931	VNM	(112,803)
BID	19,939	VIC	(52,367)
DXG	9,998	NVL	(17,319)
GAS	6,813	DHG	(15,592)
VSC	6,442	GEX	(11,986)

HSX 外資買/賣的 TOP 5 股票

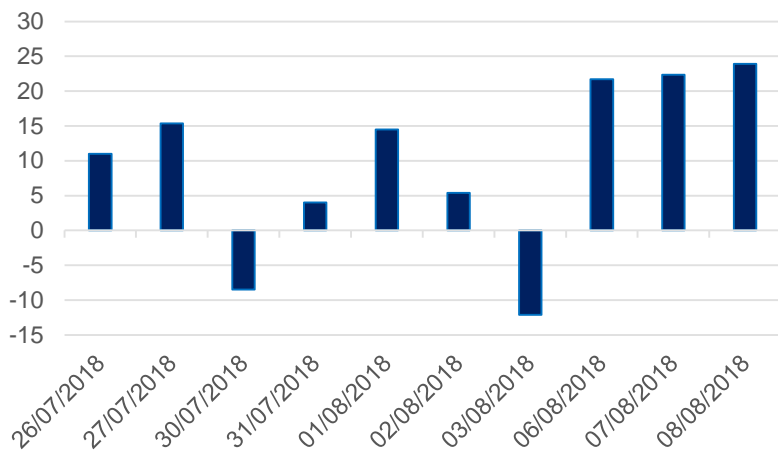
HNX 外資每日買/賣超 (bil. VND)



證券代碼	買超金額 (百萬盾)	證券代碼	賣超金額 (百萬盾)
DGC	1,452	PVS	(3,657)
WCS	239	TNG	(2,164)
MST	213	DGL	(1,425)
NTP	166	CSC	(1,236)
KLF	115	TIG	(1,143)

HNX 外資買/賣的 TOP 5 股票

Upcom 外資每日買/賣超 (bil. VND)



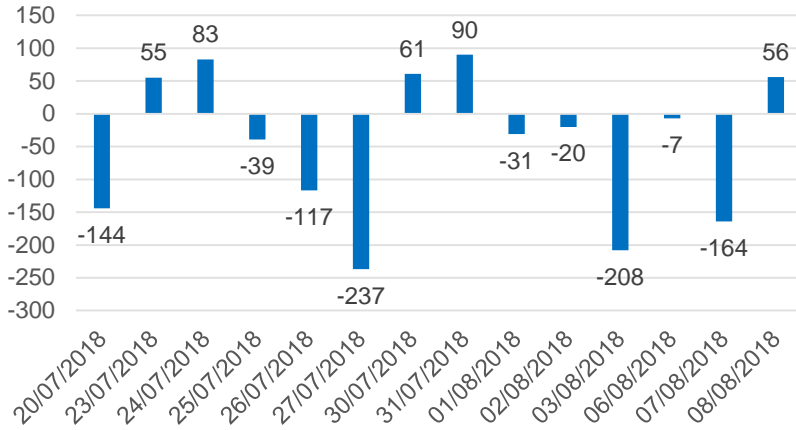
證券代碼	買超金額 (百萬盾)	證券代碼	賣超金額 (百萬盾)
VEA	39,860	BSR	(21,255)
ACV	2,644	POW	(1,866)
QNS	2,108	VGT	(1,602)
LTG	1,985	FOX	(107)
LPB	535	HEC	(27)

UPCoM 外資買/賣的 TOP 5 股票

We Create Fortune

## 自營交易統計

自營商交易每日買/賣超 (bil. VND)

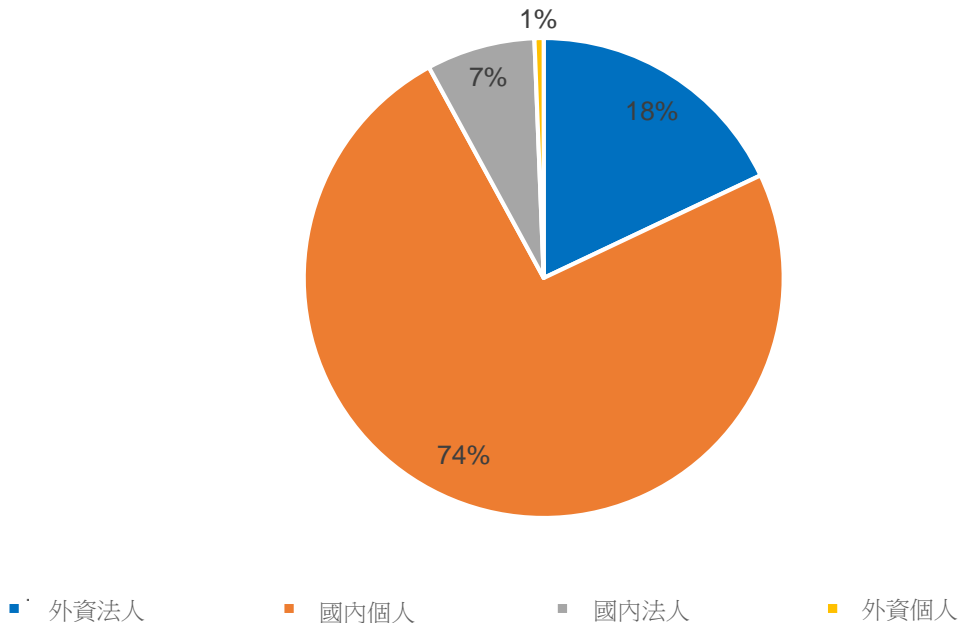


證券代碼	買進金額 (百萬盾)	證券代碼	賣出金額 (百萬盾)
VIC	22,918	MBB	5,590
DHG	11,690	HPG	5,344
CTD	8,815	SAB	4,162
MBB	8,604	E1VFN30	3,704
THI	4,323	VIC	2,946

自營商交易 Top 5 個股

## 越南證券市場投資人占比

HSX 投資人占比

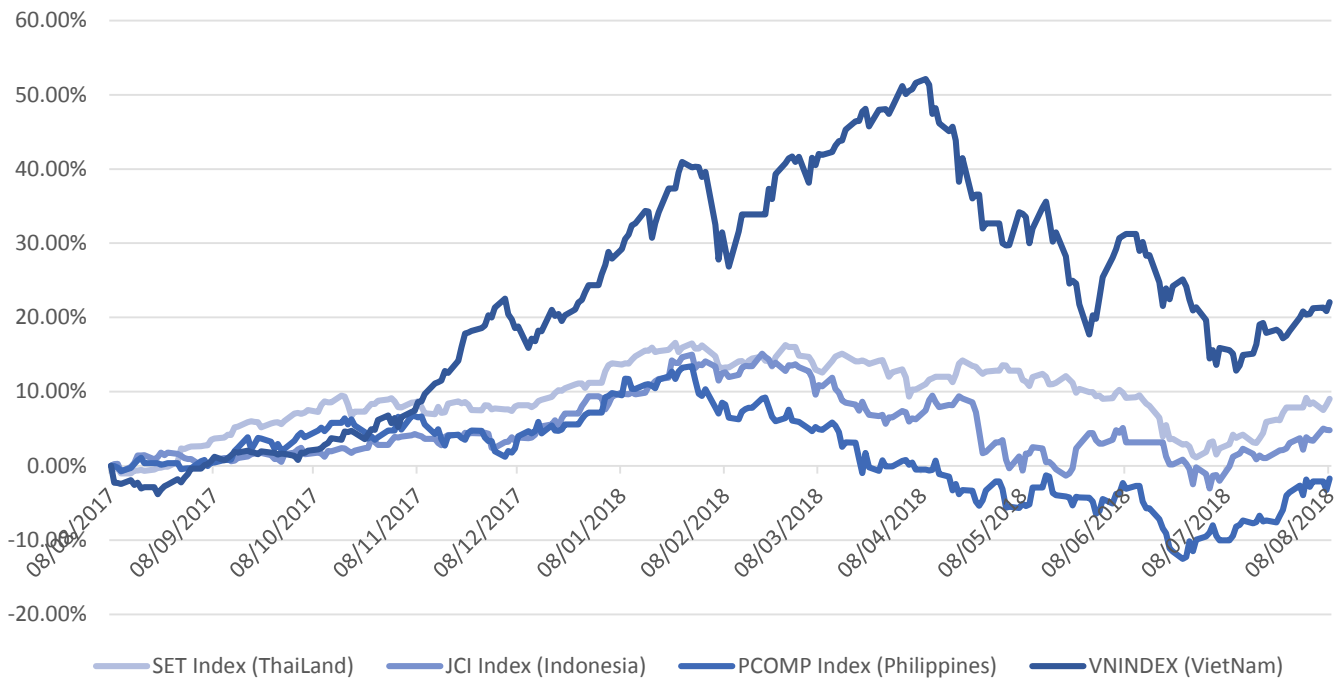


源自: FiinPro – Yuanta Retail Research



We Create Fortune

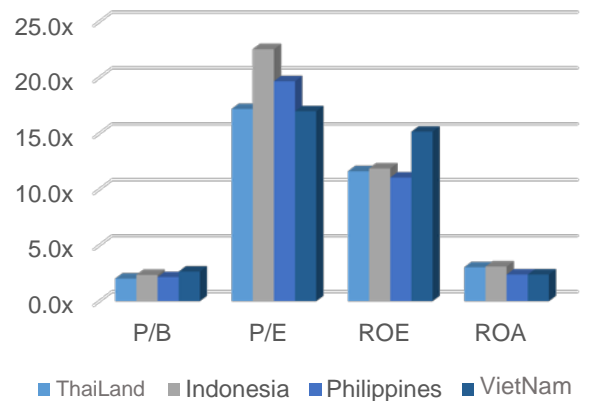
### 東南亞主要市場走勢比較



東南亞主要市場數據

		泰國	印尼	菲律賓	越南
P/B		2.0x	0.5x	2.2x	2.7x
P/E		17.3x	22.6x	20.0x	17.2x
ROE	%	11.66	0.82	10.97	15.16
ROA	%	3.05	0.28	2.40	2.39
市值	bil. USD	518.07	476.94	181.12	130.59
成交金額	mil. USD	1.30	0.46	0.06	0.14
股息殖利率	%	3.01	2.23	1.60	1.98

源自: Bloomberg & Yuanta Research





We Create **Fortune**

## YUANTA SECURITIES VIETNAM JOINT STOCK COMPANY

### 個人客戶分析部門

**Nguyen The Minh**

研究分析經理

+84 28 3622 6868 ext 3826

minh.nguyen@yuanta.com

**Quach Duc Khanh**

高級分析專員

+84 28 3622 6868 ext 3833

khanh.quach@yuanta.com

**Nguyen Trinh Ngoc Hong**

分析專員

+84 28 3622 6868 ext 3832

hong.nguyen@yuanta.com

### 個人客戶經紀部門

**Nguyen Thanh Tung**

總公司經紀部經理

+84 28 3622 6868 ext 3609

tung.nguyen@yuanta.com.vn

**Chung Kim Hoa 鍾金華**

華人客戶部經理

+84 28 3622 6868 ext 3828

hoa.chung@yuanta.com.vn

**Phu Vinh Que**

Cho Lon 分支經理

+84 28 3622 6868

que.phu@yuanta.com.vn

**Nguyen Viet Quang**

Ha Noi 分支經理

+84 28 3622 6868 ext 3404

quang.nguyen@yuanta.com.vn

**Vo Thi Thu Thuy**

Binh Duong 分支經理

+84 28 3622 6868 ext 3505

thuy.vo@yuanta.com.vn

**Bui Quoc Phong**

Dong Nai 分支經理

+84 28 3622 6868

phong.bui@yuanta.com.vn



We Create Fortune

## Appendix A: Important Disclosures

### Analyst Certification

Each research analyst primarily responsible for the content of this research report, in whole or in part, certifies that with respect to each security or issuer that the analyst covered in this report: (1) all of the views expressed accurately reflect his or her personal views about those securities or issuers; and (2) no part of his or her compensation was, is, or will be, directly or indirectly, related to the specific recommendations or views expressed by that research analyst in the research report.

### Ratings Definitions

**BUY:** We have a positive outlook on the stock based on our expected absolute or relative return over the investment period. Our thesis is based on our analysis of the company's outlook, financial performance, catalysts, valuation and risk profile. We recommend investors add to their position.

**HOLD-Outperform:** In our view, the stock's fundamentals are relatively more attractive than peers at the current price. Our thesis is based on our analysis of the company's outlook, financial performance, catalysts, valuation and risk profile.

**HOLD-Underperform:** In our view, the stock's fundamentals are relatively less attractive than peers at the current price. Our thesis is based on our analysis of the company's outlook, financial performance, catalysts, valuation and risk profile.

**SELL:** We have a negative outlook on the stock based on our expected absolute or relative return over the investment period. Our thesis is based on our analysis of the company's outlook, financial performance, catalysts, valuation and risk profile. We recommend investors reduce their position.

**Under Review:** We actively follow the company, although our estimates, rating and target price are under review.

**Restricted:** The rating and target price have been suspended temporarily to comply with applicable regulations and/or Yuanta policies.

Note: Yuanta research coverage with a Target Price is based on an investment period of 12 months. Greater China Discovery Series coverage does not have a formal 12 month Target Price and the recommendation is based on an investment period specified by the analyst in the report.

### Global Disclaimer

© 2018 Yuanta. All rights reserved. The information in this report has been compiled from sources we believe to be reliable, but we do not hold ourselves responsible for its completeness or accuracy. It is not an offer to sell or solicitation of an offer to buy any securities. All opinions and estimates included in this report constitute our judgment as of this date and are subject to change without notice.

This report provides general information only. Neither the information nor any opinion expressed herein constitutes an offer or invitation to make an offer to buy or sell securities or other investments. This material is prepared for general circulation to clients and is not intended to provide tailored investment advice and does not take into account the individual financial situation and objectives of any specific person who may receive this report. Investors should seek financial advice regarding the appropriateness of investing in any securities, investments or investment strategies discussed or recommended in this report. The information contained in this report has been compiled from sources believed to be reliable but no representation or warranty, express or implied, is made as to its accuracy, completeness or correctness. This report is not (and should not be construed as) a solicitation to act as securities broker or dealer in any jurisdiction by any person or company that is not legally permitted to carry on such business in that jurisdiction.

Yuanta research is distributed in the United States only to Major U.S. Institutional Investors (as defined in Rule 15a-6 under the Securities Exchange Act of 1934, as amended and SEC staff interpretations thereof). All transactions by a US person in the securities mentioned in this report must be effected through a registered broker-dealer under Section 15 of the Securities Exchange Act of 1934, as amended. Yuanta research is distributed in Taiwan by Yuanta Securities Investment Consulting. Yuanta research is distributed in Hong Kong by Yuanta Securities (Hong Kong) Co. Limited, which is licensed in Hong Kong by the Securities and Futures Commission for regulated activities, including Type 4 regulated activity (advising on securities). In Hong Kong, this research report may not be redistributed, retransmitted or disclosed, in whole or in part or any form or manner, without the express written