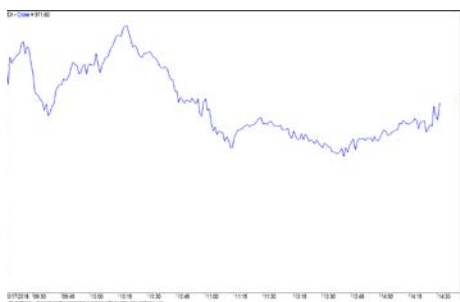


市場走勢 2018/10/17			
市場指數	VN-Index	HNX-Index	UPCoM
變動\收盤	971.60	109.39	52.98
% 日	0.85%	0.73%	0.40%
% 周	-2.25%	-3.84%	-1.56%
% 月	-1.62%	-2.99%	2.24%
% 年	17.30%	-0.41%	-2.61%
<b>成交值 (十億盾)</b>			
當日	3,735	555	417
前一日	4,711	754	361
月均	5,752	761	471
<b>外資 (十億盾)</b>			
買進	549.10	22.84	73.76
賣出	628.73	34.51	88.58
買賣超	(79.63)	(11.67)	(14.82)
<b>市場漲跌家數</b>			
上漲家數	196	93	96
下跌家數	92	65	50
持平家數	90	222	691
<b>市場指標</b>			
P/E 本益比	18.3x	10.3x	14.9x
總市值 (兆盾)	3,092	146	938
股息殖利率	2.84%	2.41%	3.45%

源自: Bloomberg – Yuanta Retail Research

### VN-INDEX



### HNX-INDEX



## 市場走勢

亞洲各大市場各指數有所增長。中國市場經多盤走跌後亦有好轉。越南市場在前一盤上漲後已有助改善投資者心態，然而，經早盤震盪過後，盤尾時市場已停頓下來。VN 指數收於 971.6 點，較前一交易日增長 0.85%。HNX 指數漲 0.73%，收於 109.4 點。Upcom 指數收於 52.98 點，略漲 0.4%。

透過銀行和石油板塊流入市場的現金流已對市場增長有著大力的支撐。ACB, BID, CTG, TCB 等銀行股大幅上揚，PVS, PVD, PVB, BSR, POW, OIL, GAS 等石油股也同步反彈。此外，房地產、建築板塊近日亦持續增長。藍籌股價格上漲也對指數有良好的支撐。

流動性得以改善，總成交值達近 4.7 兆盾。國內投資者佔交易總額的 85%，而外資僅佔一小部分。

外資在市場上拋售，賣超總額為 1060 億盾。BID, HBC, BMP, HPG, NKG 獲買超，而 VIC, GAS, PLX, VCB, MPC 等遭拋售。

## 市場評論

我們預計市場可能會面臨更大的拋售壓力，且拉鋸戰將會更強勁，若 VN 指數能超越 975 點，價格走勢圖則能朝向下一個阻力區位 987 點。同時，市場仍處於技術性反彈期，但由於多支股票正陷入短期超買的狀態，故預計壓力會逐漸增加。積極點是短線投資者心態有所好轉，股票比例繼續大幅上升，表明新支付會逐步增加。

我們的趨勢指標仍維持兩大股指短期趨勢下跌，阻力區於 VN 指數的 982.05 點和 HNX 指數的 111.87 點。因此，我們建議短線投資者不宜在當前的價位進行拋售，只應優先將 margin 比例降低至安全比例。同時，目前的買位適合於比例低於 20% 的短期衝浪投資者。安全的買位只當上漲趨勢得以再次確認後再建倉。

**短期投資組合建議比例：19% 的股票 / 81% 的現金**

(股票趨勢追蹤圖在下一頁內更新)



We Create Fortune

### 技術分析圖



VN-Index 指數的市場走勢



HNX-Index 指數的市場走勢

	短期趨勢	中期趨勢	阻力區 1	阻力區 2	支撐區 1	支撐區 2
VN-Index 指數	下跌	下跌	1,000	1,044	955	890
HNX-Index 指數	下跌	上漲	120.5	126.5	110.5	103.5

We Create **Fortune**
**股票趨勢追蹤表**

股票	價格	短期趨勢	中期趨勢	短期買價	短期停損	暫計短期利潤%	短期信號	中期買價	中期停損	暫計中期利潤%	中期信號
AAA	15,500	下跌	下跌		15,886				19,567		
ACB	31,500	下跌	下跌		32,917				36,349		
ACV	82,200	下跌	下跌		85,008				85,008		
ANV	23,600	下跌	上漲		24,136			21,450	18,671	10.02%	
ASM	11,400	下跌	下跌		11,668				14,136		
BFC	26,700	下跌	下跌		27,247				28,918		
BHN	87,500	下跌	下跌		87,719				101,129		
BID	34,600	下跌	上漲		35,458			33,400	29,888	3.59%	
BMP	64,400	上漲	上漲	64,400	63,285	0.00%	買	63,500	57,285	1.42%	
BSR	17,200	下跌	上漲		18,544			20,000	16,000	-14.00%	
BVH	89,500	下跌	上漲		93,293			86,000	80,816	4.07%	
BWE	19,700	下跌	上漲		20,104			20,000	17,310	-1.50%	
CEO	12,900	下跌	下跌		13,726				14,906		
CHP	22,800	下跌	上漲		22,904			23,500	22,031	-2.98%	
CSM	15,650	下跌	上漲		16,234			14,390	13,911	8.75%	
CTD	157,500	下跌	上漲		163,006			161,200	147,102	-2.30%	
CTG	25,300	下跌	上漲		26,297			28,100	23,559	-9.96%	
CTI	25,450	下跌	下跌		26,167				29,934		
CVT	25,250	下跌	下跌		26,596				29,203		
DCM	10,200	下跌	上漲		10,619			11,000	9,990	-7.27%	
DGW	25,400	下跌	上漲		26,410			27,500	23,622	-7.64%	
DHA	29,200	上漲	上漲	28,200	28,471	3.55%		29,100	26,105	0.34%	
DHC	42,000	下跌	上漲		43,942			44,600	37,266	-5.83%	
DHG	91,000	下跌	下跌		93,881				104,167		
DPG	51,500	上漲	上漲	40,900	49,955	25.92%		52,000	42,364	-0.96%	
DPM	18,100	下跌	上漲		18,749			19,400	17,356	-6.70%	
DPR	38,900	上漲	上漲	38,800	37,527	0.26%		39,050	36,216	-0.38%	
DQC	30,000	上漲	下跌	30,000	29,891	0.00%	買		30,332		
DRC	25,050	下跌	上漲		26,072			24,300	23,848	3.09%	
DXG	28,900	上漲	上漲	28,900	28,803	0.00%	買	29,800	25,055	-3.02%	
ELC	8,250	下跌	下跌		8,721				10,449		
FCN	15,600	上漲	上漲	15,600	15,576	0.00%	買	17,700	13,229	-11.86%	
FIT	3,900	下跌	下跌		4,010				4,883		
FMC	27,850	下跌	上漲		28,582			24,700	24,396	12.75%	
FPT	43,600	下跌	上漲		44,805			45,900	41,787	-5.01%	
GAS	117,100	下跌	上漲		121,843			103,000	102,043	13.69%	
GEX	27,200	下跌	上漲		28,454			30,100	25,966	-9.63%	
GIL	37,650	下跌	上漲		39,153			34,900	34,848	7.88%	



We Create Fortune

GMD	26,900	下跌	上漲		27,568			27,300	23,988	-1.47%	
GTN	11,250	下跌	上漲		11,734			11,200	9,931	0.45%	
HAG	5,170	下跌	下跌		5,586			6,190	5,858	-5.37%	賣
HAX	16,850	下跌	上漲		17,010			18,500	15,549	-8.92%	
HBC	24,900	上漲	下跌	24,900	24,388	0.00%	買		26,744		
HDB	37,150	下跌	下跌		37,567				42,316		
HNG	15,050	下跌	上漲		15,884			8,200	14,249	83.54%	
HPG	41,000	下跌	下跌		41,612				42,501		
HSG	11,500	下跌	下跌		12,405				13,043		
HT1	13,000	下跌	上漲		13,784			13,000	12,067	0.00%	
HUT	6,000	上漲	下跌	6,000	5,837	0.00%	買		6,472		
HVN	36,100	下跌	上漲		38,277			39,200	34,035	-7.91%	
ITD	11,900	下跌	上漲		12,658			12,400	10,398	-4.03%	
KBC	12,800	下跌	上漲		13,159			13,450	11,580	-4.83%	
KDH	33,100	下跌	上漲		34,216			33,400	30,498	-0.90%	
KSB	32,200	下跌	上漲		33,663			34,200	29,754	-5.85%	
LCG	9,650	上漲	上漲	9,650	9,473	0.00%	買	9,390	8,579	2.77%	
LDG	18,000	上漲	上漲	18,000	17,897	0.00%	買	16,500	14,606	9.09%	
LIX	49,700	上漲	上漲	41,200	47,511	20.63%		44,400	44,310	11.94%	
LPB	9,700	下跌	下跌		10,112				10,880		
LSS	7,790	下跌	上漲		8,051			7,890	6,186	-1.27%	
MSN	81,000	下跌	下跌		84,253			90,600	81,247	-10.32%	
MWG	128,000	下跌	上漲		131,214			121,000	114,428	5.79%	
NKG	13,650	下跌	下跌		14,121				15,537		
NLG	31,200	下跌	上漲		32,036			32,400	28,354	-3.70%	
NT2	25,800	下跌	下跌		26,606				27,146		
NTL	9,770	下跌	上漲		9,947			10,450	9,106	-6.51%	
NTP	45,100	下跌	上漲		49,966			51,500	43,274	-12.43%	
PAC	46,500	上漲	上漲	46,500	46,293	0.00%	買	44,100	40,605	5.44%	
PC1	26,200	下跌	上漲		27,318			28,500	24,735	-8.07%	
PDR	26,550	下跌	下跌		27,038				28,768		
PGC	14,600	上漲	下跌	14,350	14,358	1.74%			15,410		
PHR	29,100	上漲	上漲	29,300	26,355	-0.68%		24,000	23,984	21.25%	
PLX	63,400	下跌	上漲		66,846			68,000	62,920	-6.76%	
PNJ	104,000	下跌	上漲		108,862			103,900	91,800	0.10%	
POW	14,800	下跌	上漲		15,770			14,100	14,039	4.96%	
PPC	18,700	下跌	上漲		19,617			20,100	18,068	-6.97%	
PTB	65,500	下跌	上漲		69,850			64,000	54,649	2.34%	
PVD	19,350	下跌	上漲		20,229			16,350	17,404	18.35%	
PVI	33,700	上漲	上漲	29,900	32,725	12.71%		33,000	30,008	2.12%	
PVS	21,100	下跌	上漲		22,152			20,900	19,451	0.96%	
PXS	5,800	下跌	上漲		6,389			6,190	5,688	-6.30%	
RAL	96,000	上漲	上漲	91,000	95,775	5.49%		103,600	86,744	-7.34%	



We Create Fortune

REE	35,000	下跌	上漲		35,915			36,400	32,799	-3.85%
SAB	223,000	上漲	下跌	208,000	218,484	7.21%			233,017	
SAM	7,900	上漲	上漲	7,710	7,335	2.46%		7,750	7,064	1.94%
SBV	24,000	上漲	下跌	26,200	23,861	-8.40%			26,952	
SCR	8,840	下跌	下跌		9,155				10,299	
SHI	6,530	上漲	上漲	6,270	6,422	4.15%		6,990	5,879	-6.58%
SJS	17,000	下跌	下跌		18,580				21,865	
SKG	19,950	下跌	下跌		22,800			23,100	21,129	-8.53%
SSI	30,800	下跌	下跌		31,882				33,128	
STB	13,550	下跌	上漲		13,632			13,500	12,210	0.37%
SVC	45,000	上漲	下跌	44,900	44,076	0.22%			47,578	
TCB	29,100	下跌	下跌		29,771				N/A	
TCM	26,100	下跌	上漲		28,399			21,600	25,000	20.83%
TDH	11,750	下跌	下跌		12,175				12,707	
TLH	7,100	下跌	下跌		7,360				7,977	
TMT	11,900	上漲	上漲	9,840	9,923	20.93%		9,290	8,296	28.09%
TNG	16,200	下跌	上漲		16,610			12,000	14,388	35.00%
TYA	10,850	上漲	下跌	10,700	10,250	1.40%			11,664	
VCB	59,200	下跌	上漲		61,341			64,600	55,342	-8.36%
VFG	35,900	上漲	上漲	36,800	33,769	-2.45%		34,394	32,564	4.38%
VGC	17,000	下跌	下跌		17,955				21,129	
VHM	76,400	下跌	N/A		78,730					
VIB	27,600	下跌	下跌		28,943				30,672	
VIC	99,000	上漲	上漲	98,600	91,080	0.41%		111,500	92,438	-11.21%
VIP	7,160	上漲	下跌	7,120	6,963	0.56%			7,294	
VJC	139,200	下跌	上漲		144,961			156,000	132,309	-10.77%
VNM	126,900	下跌	下跌		130,749				139,872	
VPB	24,000	下跌	下跌		25,055				30,024	
VRC	23,000	下跌	上漲		23,402			19,350	20,785	18.86%
VRE	37,600	下跌	下跌		39,351				43,794	
VSC	44,750	上漲	上漲	42,900	43,341	4.31%		35,300	37,501	26.77%
VSH	17,600	上漲	上漲	17,700	17,321	-0.56%		17,400	16,642	1.15%

We Create Fortune

### 胡志明市證券交易所 (HSX)

	收盤	漲跌%
VNI	971.60	0.85%
VN30	945.91	0.69%
VN Mid	1,020.43	0.83%
VN Small	834.75	0.40%

外資交易	成交值 (十億盾)	
買	549.10	
賣	628.73	
買賣超	(79.63)	

#### 上漲前五名：

股票代碼*	上漲 (VND)	漲跌%
TTF	360	6.99%
YEG	17500	6.97%
SVI	2900	6.90%
HAR	350	6.82%
BMP	3600	5.92%

#### 下跌前五名：

股票代碼*	下跌 (VND)	漲跌%
SKG	-1,500	-6.99%
ROS	-1,500	-3.75%
BCG	-210	-3.18%
VNS	-550	-2.89%
IDI	-200	-1.54%

#### 市值前五大：

股票代碼*	市值 (十億盾)	
VIC	306,396	
VHM	257,913	
GAS	229,483	
VNM	223,773	
VCB	215,506	

#### 交易量前五名：

股票代碼	成交值	漲跌%
STB	14.99	4.40%
VPB	14.88	4.30%
FLC	9.81	1.67%
MBB	8.48	2.59%
HPG	7.89	2.26%

\* 備註：市值 > 5.000 億盾，成交值 > 15 億盾

源自: Bloomberg & Yuanta Research

### 河內證券交易所 (HSX)

	收盤	漲跌%
HNI	109.39	0.73%
HN30	200.27	0.95%
VNX AllSh	899.97	0.69%

外資交易	成交值 (十億盾)	
買	22.84	
賣	34.51	
買賣超	(11.67)	

股票代碼*	上漲 (VND)	漲跌%
DNP	900	6.43%
PVS	800	3.94%
HUT	200	3.45%
ART	200	3.39%
SHS	300	2.10%

股票代碼*	下跌 (VND)	漲跌%
NDN	-200	-1.29%
NRC	-400	-0.93%
MBS	-100	-0.60%
TV2	-300	-0.21%
VCS	-100	-0.13%

股票代碼*	市值 (十億盾)	
ACB	39,909	
VCS	13,248	
SHB	9,986	
PVS	9,336	
VCG	8,083	

股票代碼	成交值	漲跌%
SHB	10.84	5.06%
ART	7.38	-9.09%
PVS	6.94	2.45%
ACB	5.12	3.23%
KLF	3.44	

源自: Bloomberg & Yuanta Research

### UPCoM 證券交易所 (UPCoM)

	收盤	漲跌%
UPCoM	52.98	0.40%

外資交易	成交值 (十億盾)	
買	73.76	
賣	88.58	
買賣超	(14.82)	

股票代碼*	上漲 (VND)	漲跌%
LTG	2000	5.43%
VGT	500	4.10%
CTR	700	2.82%
OIL	400	2.67%
BSR	400	2.38%

股票代碼*	下跌 (VND)	漲跌%
MPC	-2300	-4.65%
NTC	-2400	-2.97%
SSN	-100	-0.68%
VEA	-200	-0.58%

股票代碼*	市值 (十億盾)	
ACV	175,855	
MCH	52,454	
BSR	52,305	
HVN	50,544	
VGI	49,415	

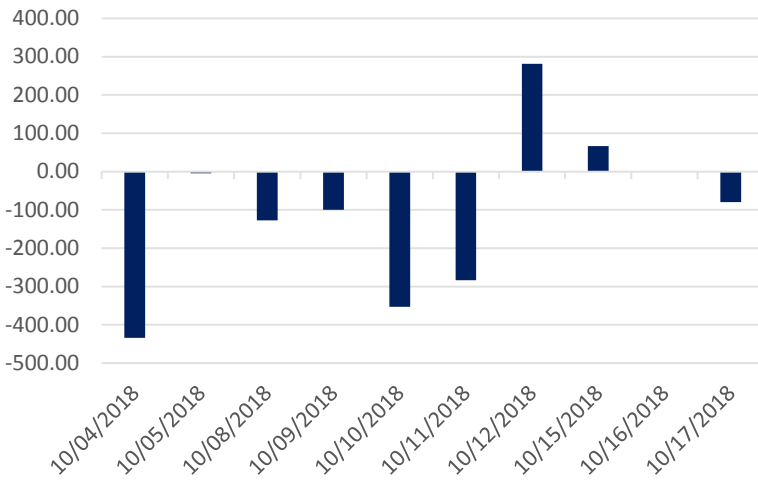
股票代碼	成交值	漲跌%
VEA	2,000.00	6.01%
POW	800.00	5.59%
VGI	1,200.00	5.50%
VGT	600.00	5.00%
NTC	3,800.00	4.86%

源自: Bloomberg & Yuanta Research



We Create Fortune

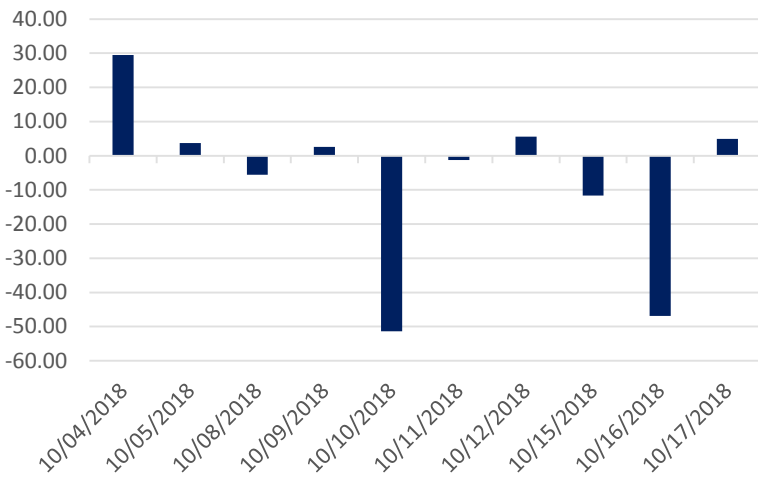
### HSX 外資每日買/賣超 (bil. VND)



證券代碼	買超金額 (百萬盾)	證券代碼	賣超金額 (百萬盾)
<b>BID</b>	38,982	<b>VIC</b>	(92,247)
<b>HBC</b>	29,529	<b>GAS</b>	(30,264)
<b>BMP</b>	13,004	<b>PLX</b>	(29,019)
<b>HPG</b>	12,248	<b>VCB</b>	(27,733)
<b>NKG</b>	10,849	<b>VNM</b>	(21,623)

HSX 外資買/賣的 TOP 5 股票

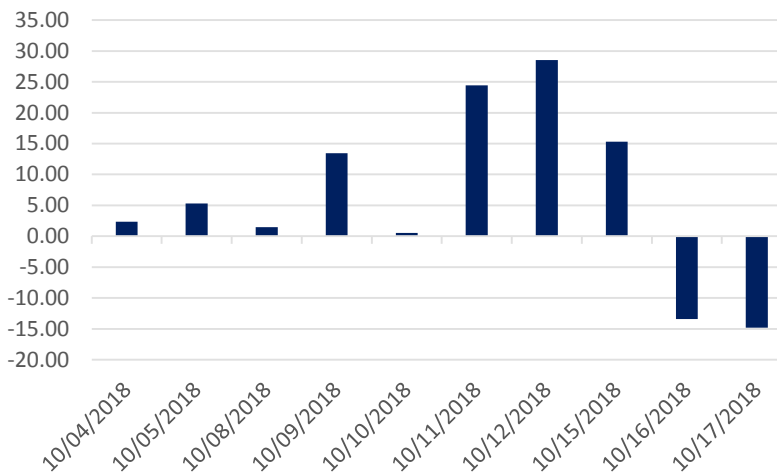
### HNX 外資每日買/賣超 (bil. VND)



證券代碼	買超金額 (百萬盾)	證券代碼	賣超金額 (百萬盾)
<b>SHB</b>	3,151	<b>CSC</b>	(1,020)
<b>VGC</b>	1,242	<b>HUT</b>	(999)
<b>VCS</b>	972	<b>VIX</b>	(360)
<b>CEO</b>	509	<b>TV2</b>	(246)
<b>PVS</b>	493	<b>HHG</b>	(133)

HNX 外資買/賣的 TOP 5 股票

### Upcom 外資每日買/賣超 (bil. VND)



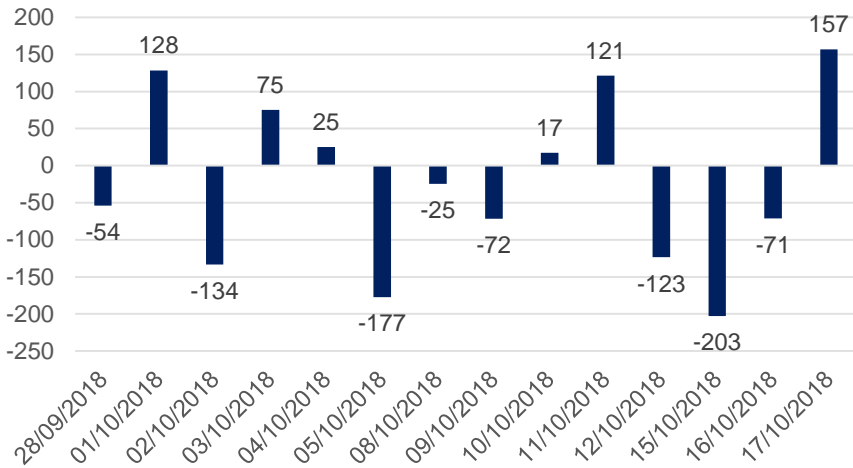
證券代碼	買超金額 (百萬盾)	證券代碼	賣超金額 (百萬盾)
<b>QNS</b>	10,505	<b>MPC</b>	(23,528)
<b>VEA</b>	9,585	<b>BSR</b>	(16,084)
<b>POW</b>	2,236	<b>OIL</b>	(761)
<b>LPB</b>	899	<b>ACV</b>	(115)
<b>VGI</b>	787	<b>PIA</b>	(43)

UPCoM 外資買/賣的 TOP 5 股票

We Create Fortune

## 自營交易統計

自營商交易每日買/賣超 (bil. VND)

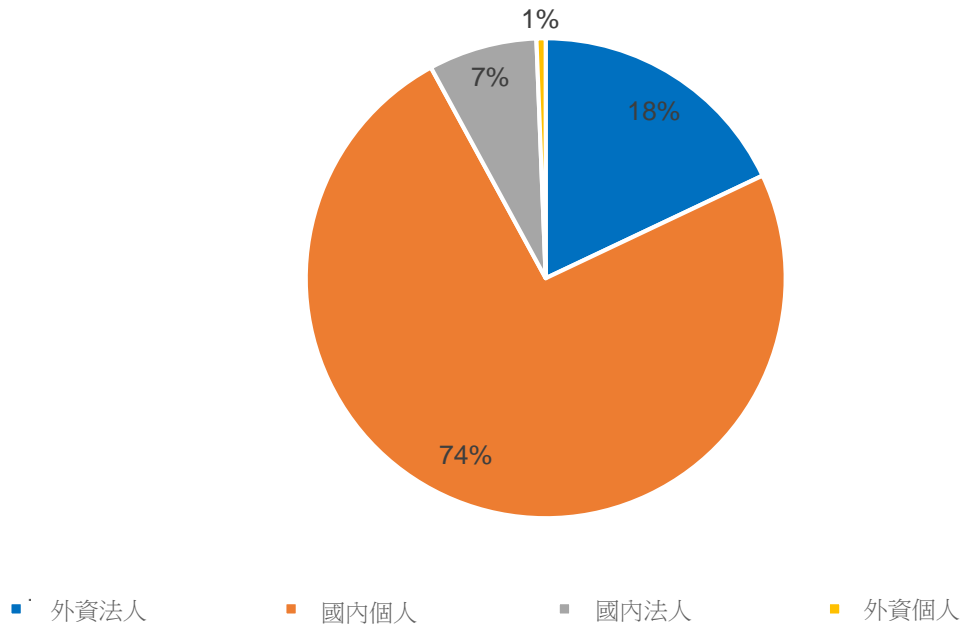


證券代碼	買進金額 (百萬盾)	證券代碼	賣出金額 (百萬盾)
NVL	35,538	NVL	33,352
HPG	30,403	VIC	4,349
ROS	19,885	HPG	4,107
VIC	18,463	MWG	4,089
MWG	17,099	PNJ	3,100

自營商交易 Top 5 個股

## 越南證券市場投資人占比

HSX 投資人占比

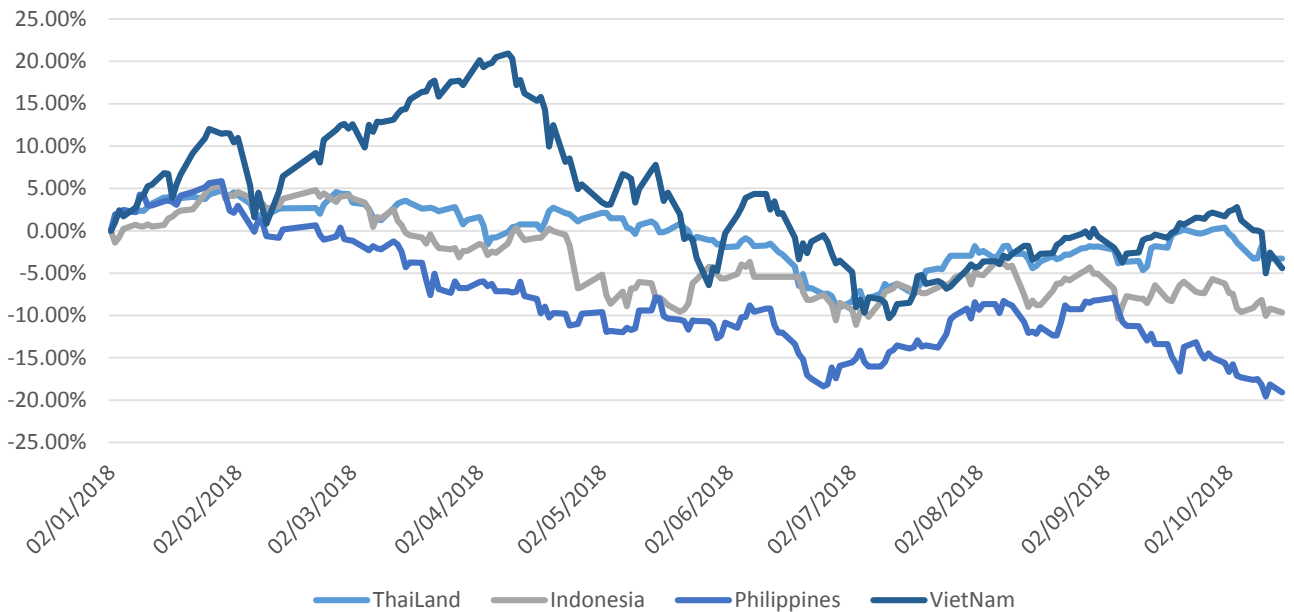


源自: FiinPro – Yuanta Retail Research



We Create Fortune

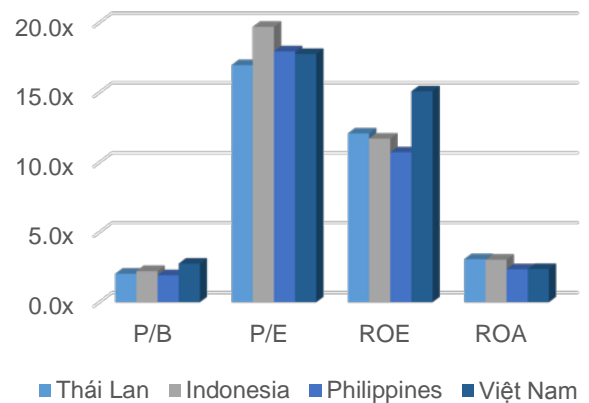
## 東南亞主要市場走勢比較



### 東南亞主要市場數據

		泰國	印尼	菲律賓	越南
P/B		15.7x	15.7x	18.1x	16.7x
P/E		12.07	11.70	10.72	15.09
ROE	%	3.08	3.04	2.36	2.38
ROA	%	519.46	431.15	163.95	136.91
市值	bil. USD	1.40	0.28	0.05	0.15
成交金額	mil. USD	2.94	2.34	1.69	2.07
股息殖利率	%	2.92	2.36	1.67	2.01

源自: Bloomberg & Yuanta Research





We Create **Fortune**

## YUANTA SECURITIES VIETNAM JOINT STOCK COMPANY

### 個人客戶分析部門

**Nguyen The Minh**

研究分析經理

+84 28 3622 6868 ext 3826

minh.nguyen@yuanta.com

**Quach Duc Khanh**

高級分析專員

+84 28 3622 6868 ext 3833

khanh.quach@yuanta.com

**Nguyen Trinh Ngoc Hong**

分析專員

+84 28 3622 6868 ext 3832

hong.nguyen@yuanta.com

### 個人客戶經紀部門

**Nguyen Thanh Tung**

總公司經紀部經理

+84 28 3622 6868 ext 3609

tung.nguyen@yuanta.com.vn

**Chung Kim Hoa 鍾金華**

華人客戶部經理

+84 28 3622 6868 ext 3828

hoa.chung@yuanta.com.vn

**Phu Vinh Que**

Cho Lon 分支經理

+84 28 3622 6868

que.phu@yuanta.com.vn

**Nguyen Viet Quang**

Ha Noi 分支經理

+84 28 3622 6868 ext 3404

quang.nguyen@yuanta.com.vn

**Vo Thi Thu Thuy**

Binh Duong 分支經理

+84 28 3622 6868 ext 3505

thuy.vo@yuanta.com.vn

**Bui Quoc Phong**

Dong Nai 分支經理

+84 28 3622 6868

phong.bui@yuanta.com.vn



We Create **Fortune**

## Appendix A: Important Disclosures

### Analyst Certification

Each research analyst primarily responsible for the content of this research report, in whole or in part, certifies that with respect to each security or issuer that the analyst covered in this report: (1) all of the views expressed accurately reflect his or her personal views about those securities or issuers; and (2) no part of his or her compensation was, is, or will be, directly or indirectly, related to the specific recommendations or views expressed by that research analyst in the research report.

### Ratings Definitions

**BUY:** We have a positive outlook on the stock based on our expected absolute or relative return over the investment period. Our thesis is based on our analysis of the company's outlook, financial performance, catalysts, valuation and risk profile. We recommend investors add to their position.

**HOLD-Outperform:** In our view, the stock's fundamentals are relatively more attractive than peers at the current price. Our thesis is based on our analysis of the company's outlook, financial performance, catalysts, valuation and risk profile.

**HOLD-Underperform:** In our view, the stock's fundamentals are relatively less attractive than peers at the current price. Our thesis is based on our analysis of the company's outlook, financial performance, catalysts, valuation and risk profile.

**SELL:** We have a negative outlook on the stock based on our expected absolute or relative return over the investment period. Our thesis is based on our analysis of the company's outlook, financial performance, catalysts, valuation and risk profile. We recommend investors reduce their position.

**Under Review:** We actively follow the company, although our estimates, rating and target price are under review.

**Restricted:** The rating and target price have been suspended temporarily to comply with applicable regulations and/or Yuanta policies.

Note: Yuanta research coverage with a Target Price is based on an investment period of 12 months. Greater China Discovery Series coverage does not have a formal 12 month Target Price and the recommendation is based on an investment period specified by the analyst in the report.

### Global Disclaimer

© 2018 Yuanta. All rights reserved. The information in this report has been compiled from sources we believe to be reliable, but we do not hold ourselves responsible for its completeness or accuracy. It is not an offer to sell or solicitation of an offer to buy any securities. All opinions and estimates included in this report constitute our judgment as of this date and are subject to change without notice.

This report provides general information only. Neither the information nor any opinion expressed herein constitutes an offer or invitation to make an offer to buy or sell securities or other investments. This material is prepared for general circulation to clients and is not intended to provide tailored investment advice and does not take into account the individual financial situation and objectives of any specific person who may receive this report. Investors should seek financial advice regarding the appropriateness of investing in any securities, investments or investment strategies discussed or recommended in this report. The information contained in this report has been compiled from sources believed to be reliable but no representation or warranty, express or implied, is made as to its accuracy, completeness or correctness. This report is not (and should not be construed as) a solicitation to act as securities broker or dealer in any jurisdiction by any person or company that is not legally permitted to carry on such business in that jurisdiction.

Yuanta research is distributed in the United States only to Major U.S. Institutional Investors (as defined in Rule 15a-6 under the Securities Exchange Act of 1934, as amended and SEC staff interpretations thereof). All transactions by a US person in the securities mentioned in this report must be effected through a registered broker-dealer under Section 15 of the Securities Exchange Act of 1934, as amended. Yuanta research is distributed in Taiwan by Yuanta Securities Investment Consulting. Yuanta research is distributed in Hong Kong by Yuanta Securities (Hong Kong) Co. Limited, which is licensed in Hong Kong by the Securities and Futures Commission for regulated activities, including Type 4 regulated activity (advising on securities). In Hong Kong, this research report may not be redistributed, retransmitted or disclosed, in whole or in part or any form or manner, without the express written