

市場走勢 2019/03/04

市場指數	VNI	HNI	UPCOM
收盤	993.99	108.53	56.04
%日	1.47%	1.18%	0.65%
%週	-0.04%	0.85%	0.81%
%月	9.39%	5.02%	2.24%
%年	-11.35%	-15.38%	-6.86%
<b>成交值(十億盾)</b>			
當日	4,908	696	305
日均量/週	4,743	736	337
日均量/月	4,389	546	324
<b>外資進出</b>			
買進	642.86	17.99	24.94
賣出	778.92	20.09	12.81
買賣超	-136.06	-2.10	12.13
<b>市場漲跌家數</b>			
上漲	229	102	157
下跌	94	51	90
持平	59	228	608
<b>市場指標</b>			
P/E	16.65	9.88	17.07
總市值 (兆盾)	3,215	201	982
股息殖利率	2.93%	4.03%	4.72%

資料源: Bloomberg – YSVN

VNINDEX



HNIINDEX



市場走勢

亞洲市場走勢漲跌交集，台灣、韓國、泰國呈紅跌的同時，中國上證指數上漲 1.12%，日本日經指數上漲超過 1%，越南市場也跟隨著整體指數的積極趨勢。

維持上週五交易盤的積極漲勢，當日市場強勁漲破。有約近 6 兆越盾注入市場，由於高市值股票的推動下，三大證交所一片綠漲。具體，VN-Index 引領漲勢，漲幅近 1.5% 達 994 點，流動性接近 5 兆越盾。

VN-Index 的強勁增長是來自中、小型股類，如：D2D，DMC，GMC，APC 和 TIX 的推動。此外，大型股類（主要是 PNJ，VIC，VHM，VNM）也有助於推高指數的增長。HNX 指數也有較好的增長，有逾達 6950 億越盾流注市場，使 HNX 指數達 108.53 點（上漲 1.18%）。HNX 的綠漲來自 ACB，PVS，VGC，PVI，DGC。

至於外國投資人，在 HSX 上拋售，而 HNX 上卻進行買超。具體是，外國投資人拋售超過 142 萬股，相當於 1350 億越盾，拋售的大股如：VNM，VJC，MSN，VHM 和 CTD。整體來說，外資這種操作並沒有對國內市場造成太大影響。

市場評論

我們預計今天 VN-Index 可能持續回調並重新測試 1,000 點。同時，市場仍處於技術性反彈期和出現分歧。積極點是，現金流繼續有改善，仍未有退出市場的跡象。此外，股票比率大增，表明放款支付會逐漸增加，但我們仍需要謹慎。

我們的趨勢指標仍維持 VN-Index 的短期趨勢下跌，阻力位於 999.54 點，和 HNX 指數的短期趨勢上漲，止損位於 105.28 點。因此，我們建議短線投資人應保持目前的庫存比率，並可考慮對有明確回復漲勢的股票進行新買位（可參考趨勢追蹤圖）。

建議短期投資比重：65% 股票 / 35% 現金

(股票趨勢追蹤圖在下一頁內更新).



We Create Fortune

## 技術分析圖



指數技術分析圖 VN-Index



指數技術分析圖 HNX-Index

指數	短期趨勢	中期趨勢	阻力區 1	阻力區 2	支撐區 1	支撐區 2
VN-Index	下跌	上漲	1,000	1,025	960	953
HNX-Index	上漲	下跌	108	110	105	101
VN30	下跌	上漲	946	995	900	860
VNMidcaps	上漲	上漲	1,020	1,079	995	932
VNSmallcaps	上漲	上漲	815	835	786	769

We Create **Fortune**
**股票趨勢追蹤表**

股票	價格	短期趨勢	中期趨勢	短期買進進價	短期止損	暫計短期利潤%	短期訊號	中期買進進價	中期止損	暫計中期獲利%	中期訊號
AAA	16,450	上漲	下跌	15,400	14,868	6.82%			16,605		
ACB	30,400	上漲	下跌	30,200	29,599	0.66%			33,291		
ACV	88,900	上漲	上漲	88,300	86,517	0.68%		90,000	78,184	-1.22%	
ANV	29,050	上漲	下跌	27,200	27,471	6.80%			31,024		
ASM	8,300	下跌	下跌		8,614				9,351		
BFC	21,700	下跌	下跌		22,465				25,187		
BID	33,600	下跌	上漲		34,446			33,400	29,888	0.60%	
BMP	53,100	上漲	下跌	50,800	50,447	4.53%			54,542		
BSR	14,100	上漲	下跌	13,100	13,581	7.63%			15,250		
BVH	96,500	上漲	上漲	94,400	92,411	2.22%		86,000	88,082	12.21%	
BWE	25,400	下跌	上漲		25,537			20,000	22,133	27.00%	
CEO	14,300	上漲	下跌	13,500	13,076	5.93%			14,755		
CHP	23,100	上漲	上漲	21,450	22,318	7.69%		23,000	20,825	0.43%	
CII	23,300	上漲	下跌	24,550	22,663	-5.09%			25,832		
CMX	16,000	下跌	上漲		17,238			5,910	13,022	170.73%	
CSM	14,850	下跌	上漲		15,214			14,390	13,911	3.19%	
CTD	134,200	下跌	下跌		139,810				152,745		
CTG	21,200	上漲	下跌	19,550	20,277	8.44%			22,209		
CTI	25,900	上漲	上漲	25,900	25,837	0.00%	買進	26,850	23,186	-3.54%	
CVT	23,600	上漲	上漲	19,900	22,197	18.59%		22,550	19,525	4.66%	
DCM	9,230	上漲	下跌	9,200	8,877	0.33%			9,978		
DGC	44,400	上漲	下跌	44,000	41,659	0.91%			47,020		
DGW	23,200	上漲	下跌	23,300	23,125	-0.43%			25,127		
DHA	34,400	上漲	上漲	32,250	31,984	6.67%		29,100	28,741	18.21%	
DHC	34,200	上漲	下跌	32,700	32,821	4.59%		35,200	34,601	-1.70%	買進
DHG	119,000	上漲	上漲	77,500	110,379	53.55%		93,000	85,322	27.96%	
DIG	17,150	上漲	上漲	16,000	15,589	7.19%			16,496		
DPG	47,100	上漲	下跌	46,800	44,254	0.64%			52,441		
DPM	20,450	下跌	上漲		21,693			19,400	19,804	5.41%	
DPR	40,800	上漲	上漲	32,600	38,448	25.15%		35,950	35,774	13.49%	
DQC	27,200	上漲	上漲	27,700	25,803	-1.81%		31,000	26,186	-12.26%	
DRC	22,800	上漲	下跌	22,200	21,363	2.70%			24,379		
DXG	26,050	上漲	下跌	24,700	23,916	5.47%			26,665		
EIB	17,800	上漲	上漲	17,800	16,435	0.00%		14,700	16,280	21.09%	
FCN	15,350	上漲	下跌	13,900	13,996	10.43%			15,658		
FMC	29,300	下跌	上漲		31,008			24,700	27,888	18.62%	
FPT	45,000	下跌	下跌		45,823				45,324		
GAS	103,000	上漲	上漲	89,900	95,864	14.57%			100,384		
GEX	24,300	上漲	下跌	22,600	24,138	7.52%		24,700	24,673	-0.11%	買進
GIL	40,200	下跌	上漲		40,745			39,000	35,350	3.08%	



We Create Fortune

GMD	28,100	上漲	下跌	27,500	27,122	2.18%			29,123		
GTN	15,000	上漲	上漲	10,400	13,570	44.23%		15,000	11,796	0.00%	買進
HAG	6,040	上漲	上漲	5,080	5,379	18.90%		5,650	5,603	6.90%	買進
HAX	17,100	上漲	下跌	17,200	16,310	-0.58%			17,965		
HBC	20,400	上漲	上漲	16,800	18,707	21.43%		20,250	19,374	0.74%	買進
HCM	29,500	下跌	上漲		31,441			28,000	22,523	5.36%	
HDB	30,400	上漲	下跌	31,000	29,573	-1.94%			33,267		
HDC	14,350	下跌	下跌		14,618				14,709		
HDG	40,700	上漲	上漲	35,950	37,556	13.21%		37,400	32,495	8.82%	
HNG	15,750	上漲	下跌	15,100	14,971	4.30%			16,554		
HPG	35,350	上漲	上漲	29,500	32,821	19.83%		33,900	27,792	4.28%	
HSG	9,950	上漲	上漲	6,860	8,298	45.04%		9,300	8,479	6.99%	買進
HT1	16,300	上漲	上漲	14,150	15,179	15.19%		14,800	13,681	10.14%	
HUT	3,800	上漲	下跌	3,800	3,753	0.00%	買進		4,302		
HVN	42,900	上漲	上漲	42,900	40,638	0.00%	買進	39,000	34,635	10.00%	
KBC	14,900	上漲	上漲	14,250	14,191	4.56%		13,450	13,032	10.78%	
KDH	32,000	上漲	上漲	31,200	30,390	2.56%		33,000	28,037	-3.03%	
KSB	28,700	上漲	上漲	26,300	26,905	9.13%		28,900	27,640	-0.69%	買進
LCG	10,450	上漲	上漲	8,230	9,384	26.97%		9,200	7,868	13.59%	
LDG	14,950	上漲	下跌	14,950	14,861	0.00%	買進		16,835		
LHG	19,900	下跌	下跌		20,203				20,947		
LPB	9,100	上漲	下跌	9,100	8,687	0.00%			9,825		
LSS	6,040	下跌	下跌		6,394				7,260		
MBB	22,150	下跌	上漲		22,439			21,850	19,807	1.37%	
MPC	46,000	下跌	上漲		48,541			47,500	39,995	-3.16%	
MSN	89,500	上漲	上漲	82,300	87,131	8.75%		89,000	88,530	0.56%	買進
MSR	19,100	下跌	下跌		19,914				20,804		
MWG	89,000	下跌	下跌		90,314				92,376		
NDN	13,200	上漲	下跌	12,500	11,773	5.60%			13,356		
NKG	7,950	上漲	上漲	6,580	7,383	20.82%			7,821		
NLG	27,300	上漲	下跌	26,100	26,163	4.60%			28,488		
NT2	28,500	下跌	上漲		29,807			25,900	26,915	10.04%	
NTL	18,000	下跌	上漲		19,358			10,450	16,285	72.25%	
NVL	59,500	下跌	下跌		60,993				63,950		
OIL	14,900	下跌	下跌		15,202				16,188		
PAC	38,000	上漲	下跌	38,000	37,535	0.00%	買進		40,378		
PC1	24,000	下跌	下跌		24,531				25,195		
PDR	26,700	上漲	下跌	26,150	25,744	2.10%			27,684		
PHR	46,000	上漲	上漲	29,300	42,512	57.00%		24,000	34,587	91.67%	
PLX	60,400	上漲	下跌	60,400	59,432	0.00%	買進		60,986		
PNJ	100,900	下跌	下跌		101,001				101,983		
POW	16,450	下跌	上漲		17,085			16,550	14,933	-0.60%	
PPC	22,900	上漲	上漲	18,550	22,899	23.45%		19,700	21,245	16.24%	
PTB	63,900	上漲	上漲	60,200	60,097	6.15%		64,000	56,808	-0.16%	
PVD	18,400	上漲	上漲	15,500	16,740	18.71%			17,923		
PVI	36,000	上漲	上漲	32,900	32,977	9.42%		33,000	30,368	9.09%	



We Create Fortune

PVS	21,800	上漲	上漲	18,900	19,710	15.34%		21,100	20,919	3.32%	買進
PXS	4,280	上漲	下跌	4,280	4,042	0.00%	買進		4,874		
QNS	43,300	下跌	上漲		43,539			41,500	3,468	4.34%	
REE	33,100	下跌	上漲		34,350			35,100	30,633	-5.70%	
SAB	242,000	下跌	上漲		249,437			245,000	227,704	-1.22%	
SAM	7,300	上漲	上漲	7,090	7,245	2.96%		7,400	6,782	-1.35%	
SCR	7,750	上漲	下跌	7,750	7,687	0.00%	買進		8,128		
SHI	8,360	上漲	上漲	6,850	8,067	22.04%		6,990	7,199	19.60%	
SJS	22,000	上漲	上漲	18,800	20,682	17.02%		18,100	18,742	21.55%	
SKG	15,400	上漲	下跌	15,400	15,371	0.00%	買進		17,457		
SSI	28,900	上漲	下跌	26,900	27,661	7.43%			29,029		
STB	12,750	下跌	上漲		13,155			13,000	11,486	-1.92%	
TCB	27,000	下跌	下跌		27,680				N/A		
TCM	33,250	上漲	上漲	24,350	29,696	36.55%		28,000	24,233	18.75%	
TDH	11,900	上漲	上漲	10,300	10,679	15.53%		11,650	11,264	2.15%	買進
TLH	5,570	上漲	下跌	5,000	4,863	11.40%			5,686		
TNG	21,100	上漲	上漲	18,000	18,376	17.22%		12,000	15,917	75.83%	
VCB	62,800	下跌	上漲		64,091			62,000	54,738	1.29%	
VCG	27,900	上漲	上漲	25,100	26,549	11.16%		19,200	21,527	45.31%	
VFG	37,500	下跌	上漲		38,487			34,394	34,815	9.03%	
VGC	22,100	上漲	上漲	16,300	20,356	35.58%		19,100	17,592	15.71%	
VGT	12,200	上漲	下跌	11,600	11,433	5.17%			13,091		
VHC	96,500	上漲	下跌	97,200	92,005	-0.72%			105,200		
VHM	93,200	下跌	上漲		95,528			80,000	77,013	16.50%	
VIB	19,000	上漲	下跌	18,000	18,407	5.56%			19,666		
VIC	117,400	上漲	上漲	109,100	112,845	7.61%		112,000	103,378	4.82%	
VIP	7,450	上漲	上漲	7,000	7,104	6.43%		7,350	6,632	1.36%	
VJC	120,900	下跌	下跌		123,327				130,367		
VND	17,800	上漲	下跌	16,800	17,063	5.95%			18,694		
VNG	22,000	上漲	上漲	18,301	21,399	20.21%		16,008	20,392	37.43%	
VNM	142,900	下跌	上漲		149,090			140,200	131,810	1.93%	
VPB	21,400	上漲	下跌	20,200	20,577	5.94%			22,887		
VPI	41,200	下跌	下跌		41,972				43,124		
VRC	17,950	下跌	下跌		18,159				19,388		
VRE	34,350	上漲	上漲	30,400	32,945	12.99%		35,000	28,512	-1.86%	
VSC	43,800	上漲	下跌	42,700	43,004	2.58%			45,128		



We Create Fortune

胡志明市交易所 (HSX)

	收盤	漲跌%
VNI	993.99	1.47%
VN30	928.42	1.43%
VN Mid	1,029.47	1.07%
VN Small	812.58	1.17%

河內交易所 (HSX)

	收盤	漲跌%
HNI	108.53	1.18%
HN30	201.20	1.58%
VNX AllSh	902.18	1.41%

UPCOM 市場 (UPCoM)

	收盤	漲跌%
UPCoM	56.04	0.65%

外資交易	成交值(十億盾)	
買進進	642.86	
賣出	778.92	
買進賣超	(136.06)	

外資交易	成交值(十億盾)	
買進進	17.99	
賣出	20.09	
買進賣超	-2.10	

外資交易	成交值(十億盾)	
買進進	24.94	
賣出	12.81	
買進賣超	12.13	

上漲排名/股碼	漲跌(VND)	漲跌%
HSG	650	6.99%
D2D	5800	6.99%
HAG	390	6.90%
HVG	450	6.88%
AAA	1050	6.82%

上漲排名/股碼	漲跌(VND)	漲跌%
NDN	1200	10.00%
VGS	1200	10.00%
PVX	100	6.67%
CEO	800	5.93%
DHT	1300	3.36%

上漲排名/股碼	漲跌(VND)	漲跌%
VGI	1900	9.00%
SDI	4900	8.77%
DVN	1300	8.13%
CTR	1500	7.61%
HVN	2800	6.98%

下跌排名/股碼	漲跌(VND)	漲跌%
YEG	-17100	-6.98%
TCH	-1300	-5.39%
PPC	-1100	-4.58%
DHC	-1000	-2.84%
NT2	-700	-2.40%

下跌排名/股碼	Giá trị thay đổi (VND)	漲跌%
VCG	-300	-1.06%
VC3	-200	-0.89%
VCS	-300	-0.44%
SHB	0	0.00%
TVC	100	0.71%

下跌排名/股碼	漲跌(VND)	漲跌%
MIG	-600	-4.35%
SWC	-400	-2.44%
NTC	-2600	-2.42%
VEA	-200	-0.40%
MSR	100	0.53%

\*備註：市值>5,000 億盾；成交值>15 億盾

市值排名/股碼	十億盾	
VIC	367,356	
VHM	304,806	
VNM	246,235	
VCB	230,692	
GAS	191,395	

市值排名/股碼	十億盾	
ACB	37,415	
VCG	12,456	
VCS	10,647	
PVS	10,085	
VGC	9,684	

市值排名/股碼	十億盾	
ACV	191,718	
VEA	66,637	
MCH	66,086	
HVN	56,942	
VGI	47,383	

交易量排名/股碼	成交值	30 日均
HAG	14,132,770	6,892,123
FLC	10,345,340	9,098,434
HSG	9,697,150	6,173,561
ITA	8,828,260	3,169,737
CTG	6,800,970	6,689,629

交易量排名/股碼	成交值	30 日均
SHB	7,061,322	6,071,704
PVS	5,172,547	4,477,254
NVB	4,950,000	903,208
VGC	4,073,657	5,527,072
CEO	3,475,727	963,842

交易量排名/股碼	成交值	30 日均
BSR	2,224,778	1,684,936
HVN	2,159,834	1,009,460
VGT	1,235,868	1,028,653
LPB	940,893	927,306
VGI	643,318	426,771

資料源: Bloomberg & Yuanta Research

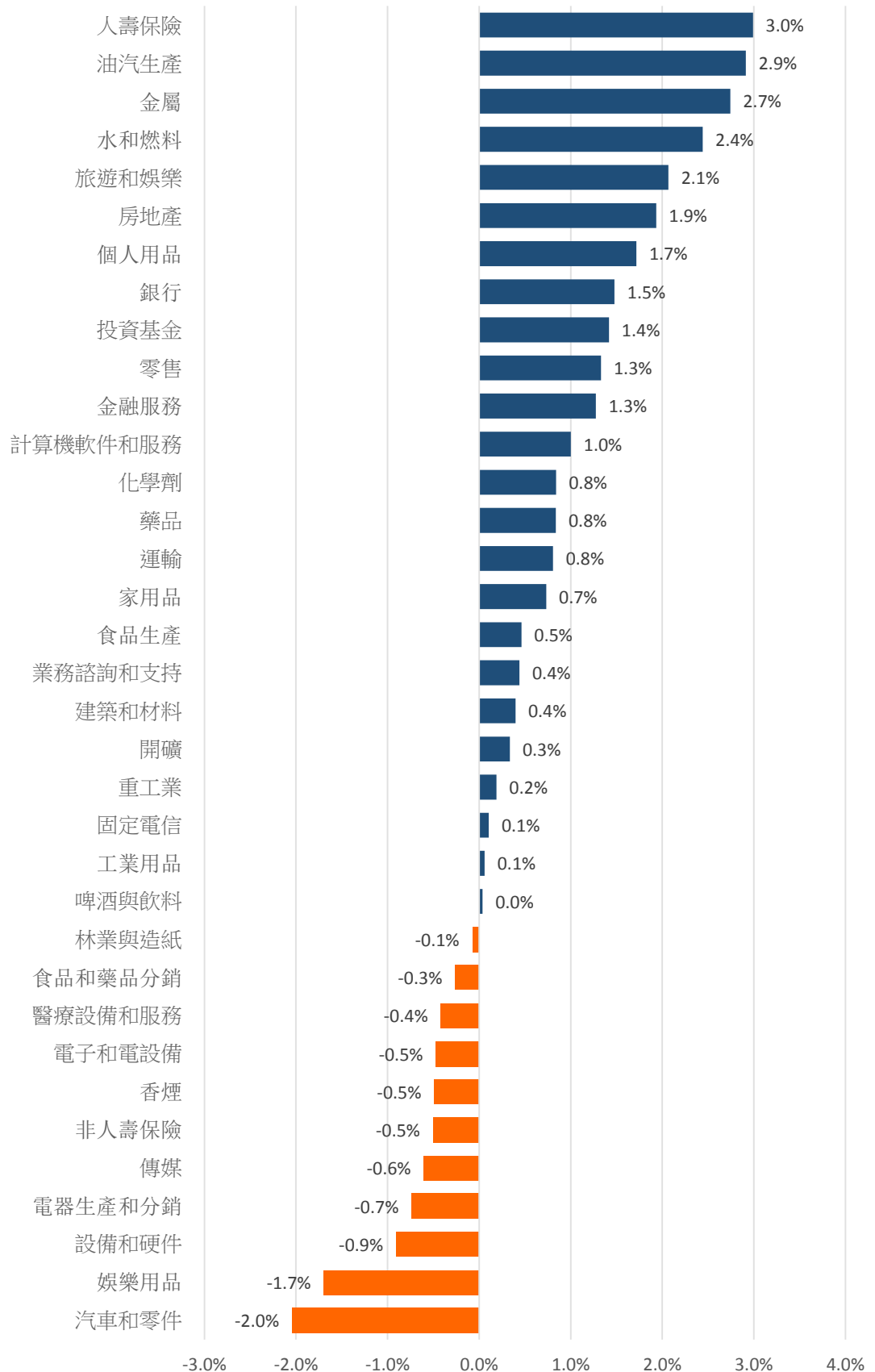
資料源: Bloomberg & Yuanta Research

資料源: Bloomberg & Yuanta Research



We Create Fortune

### 各行業板塊的交易走勢



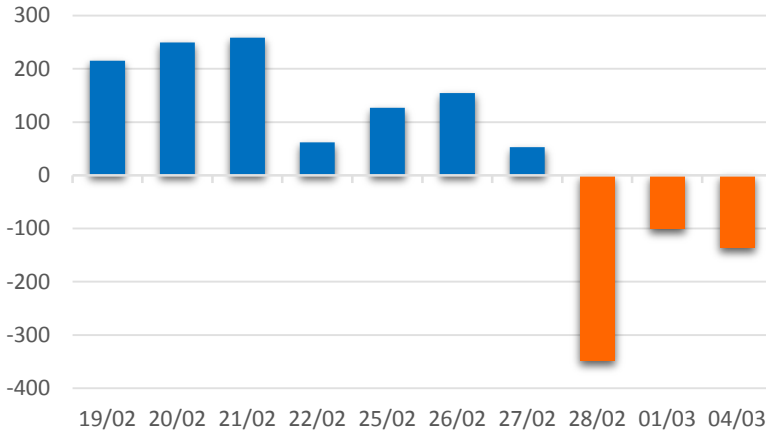
資料源: FiinPro – YSVN



We Create Fortune

## 外資買進賣統計

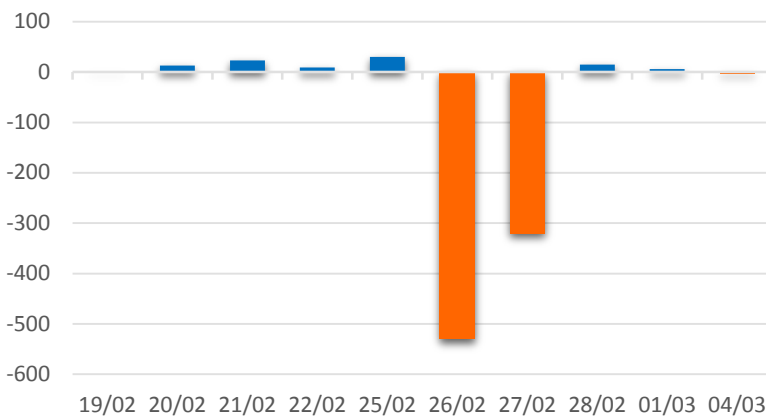
### HSX 外資每日買/賣超



證券代碼	買超金額 (百萬盾)	證券代碼	賣超金額 (百萬盾)
<b>BWE</b>	48,780	<b>VNM</b>	65,504
<b>HPG</b>	23,995	<b>VJC</b>	42,099
<b>SSI</b>	20,162	<b>MSN</b>	28,064
<b>VCB</b>	19,433	<b>VHM</b>	20,907
<b>E1VFN30</b>	13,318	<b>CTD</b>	13,526

HSX 外資買/賣 超的前 5 名

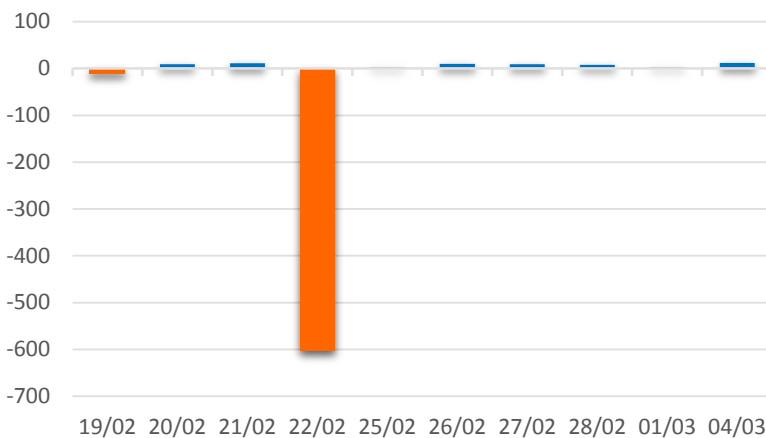
### HNX 外資每日買/賣超



證券代碼	買超金額 (百萬盾)	證券代碼	賣超金額 (百萬盾)
<b>PVS</b>	14,823	<b>SDU</b>	6,421
<b>VGC</b>	308	<b>HUT</b>	2,127
<b>BTW</b>	107	<b>TNG</b>	1,609
<b>WCS</b>	105	<b>SHB</b>	1,429
<b>IDV</b>	93	<b>SHS</b>	1,180

HNX 外資買/賣 超的前 5 名

### Upcom 外資每日買/賣超



證券代碼	買超金額 (百萬盾)	證券代碼	賣超金額 (百萬盾)
<b>HVN</b>	6,023	<b>BSR</b>	2,807
<b>QNS</b>	5,651	<b>ACV</b>	1,519
<b>VTP</b>	4,585	<b>VGI</b>	374
<b>BCM</b>	441	<b>NTC</b>	212
<b>VEA</b>	256	<b>SDI</b>	116

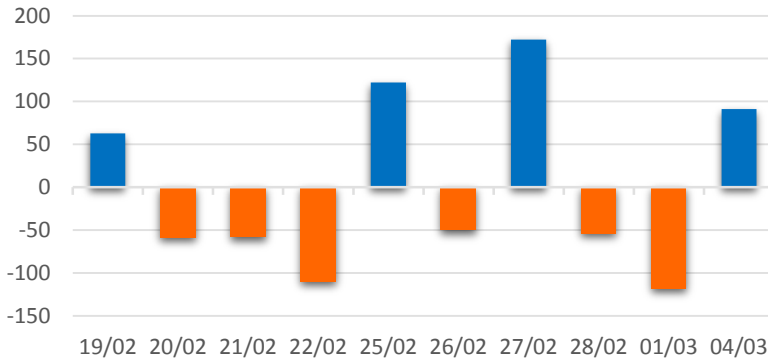
UPCOM 外資買/賣 超的前 5 名



We Create **Fortune**

## 自營進出統計

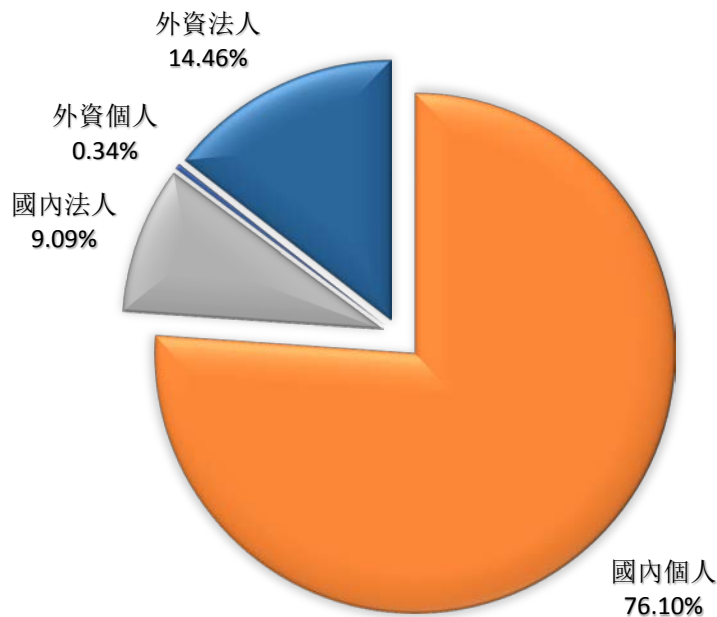
券商自營交易每日買/賣超 (bil. VND)



股票代碼	買進金額 (百萬盾)	股票代碼	賣出金額 (百萬盾)
VIC	25,261	VHM	100,056
VNM	22,213	E1VFN30	13,277
TCB	17,788	HPG	12,718
MSN	16,255	TCB	11,255
VHM	14,975	MBB	9,991

券商自營交易最大前名

## 越南證券市場投資人類別統計

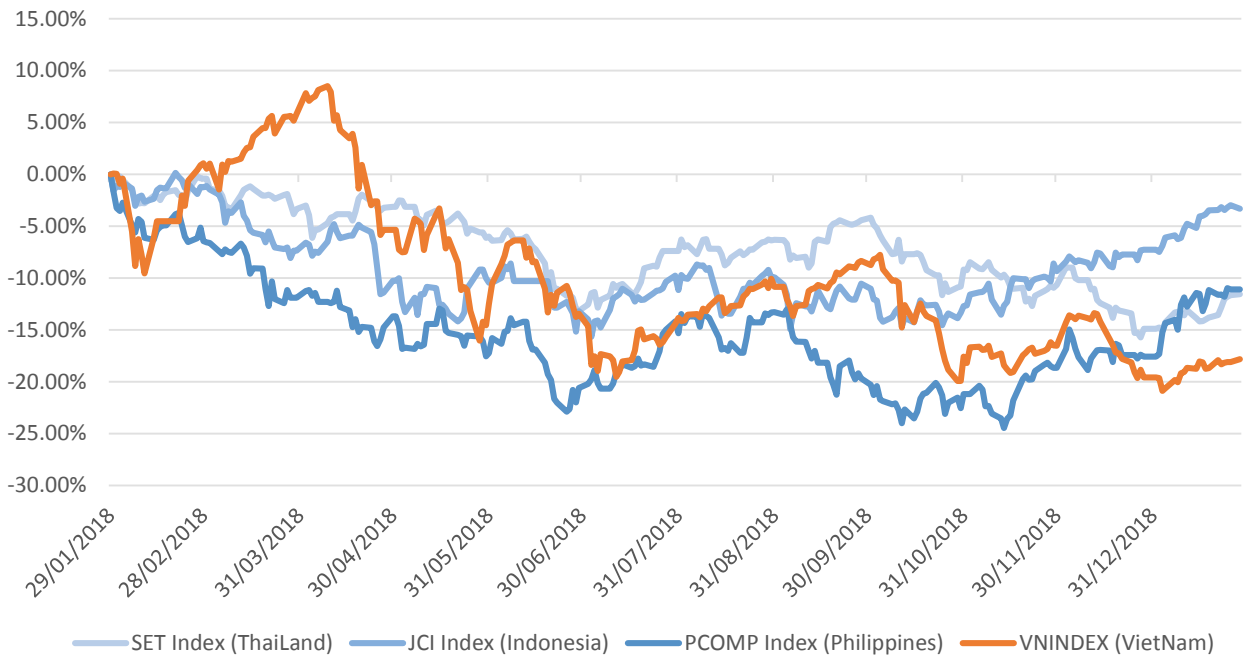


資料源: FiiPro – YSVN



We Create Fortune

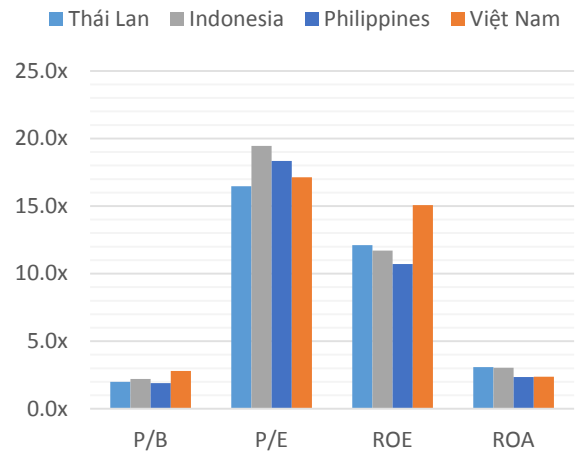
## 東南亞主要市場走勢比較



東南亞主要市場數據

		Thailand	Indonesia	Philippines	Vietnam
P/B		2.0x	2.2x	1.9x	2.8x
P/E		16.5x	19.5x	18.3x	17.1x
ROE	%	12.11	11.70	10.72	15.08
ROA	%	3.08	3.04	2.36	2.38
指數市值	Bil.USD	519.50	431.00	164	137.00
日成交	Mil.USD	1.40	0.28	0.05	0.15
股息殖利率	%	3.16	2.33	1.65	2.11

BloomBerg & YSVN





We Create **Fortune**

## 元大證券（越南）股份公司

### 個人客戶分析部

**Nguyễn Thế Minh**

研究分析經理

+84 28 3622 6868 ext 3826

minh.nguyen@yuanta.com.vn

**Quách Đức Khánh**

高級分析專員

+84 28 3622 6868 ext 3833

khanh.quach@yuanta.com.vn

**Nguyễn Trịnh Ngọc Hồng**

分析專員

+84 28 3622 6868 ext 3832

hong.nguyen@yuanta.com.vn

### 個人客戶業務部

**Nguyễn Thanh Tùng**

總公司業務經理

+84 28 3622 6868 ext 3609

tung.nguyen@yuanta.com.vn

**Chung Kim Hoa**

華人客戶部經理

+84 28 3622 6868 ext 3828

hoa.chung@yuanta.com.vn

**Phù Vĩnh Quế**

堤岸分行經理

+84 28 3622 6868

que.phu@yuanta.com.vn

**Nguyễn Việt Quang**

河內分行經理

+84 28 3622 6868 ext 3404

quang.nguyen@yuanta.com.vn

**Võ Thị Thu Thủy**

平陽分行經理

+84 28 3622 6868 ext 3505

thuy.vo@yuanta.com.vn

**Bùi Quốc Phong**

同奈分行經理

+84 28 3622 6868

phong.bui@yuanta.com.vn

**Nguyễn Đức Hoàn**

河內南部營業中心經理

+84 28 3622 6868 ext 3409

hoan.nguyen@yuanta.com.vn



We Create **Fortune**

## Appendix A: Important Disclosures

### Analyst Certification

Each research analyst primarily responsible for the content of this research report, in whole or in part, certifies that with respect to each security or issuer that the analyst covered in this report: (1) all of the views expressed accurately reflect his or her personal views about those securities or issuers; and (2) no part of his or her compensation was, is, or will be, directly or indirectly, related to the specific recommendations or views expressed by that research analyst in the research report.

### Ratings Definitions

**BUY:** We have a positive outlook on the stock based on our expected absolute or relative return over the investment period. Our thesis is based on our analysis of the company's outlook, financial performance, catalysts, valuation and risk profile. We recommend investors add to their position.

**HOLD-Outperform:** In our view, the stock's fundamentals are relatively more attractive than peers at the current price. Our thesis is based on our analysis of the company's outlook, financial performance, catalysts, valuation and risk profile.

**HOLD-Underperform:** In our view, the stock's fundamentals are relatively less attractive than peers at the current price. Our thesis is based on our analysis of the company's outlook, financial performance, catalysts, valuation and risk profile.

**SELL:** We have a negative outlook on the stock based on our expected absolute or relative return over the investment period. Our thesis is based on our analysis of the company's outlook, financial performance, catalysts, valuation and risk profile. We recommend investors reduce their position.

**Under Review:** We actively follow the company, although our estimates, rating and target price are under review.

**Restricted:** The rating and target price have been suspended temporarily to comply with applicable regulations and/or Yuanta policies.

Note: Yuanta research coverage with a Target Price is based on an investment period of 12 months. Greater China Discovery Series coverage does not have a formal 12 month Target Price and the recommendation is based on an investment period specified by the analyst in the report.

### Global Disclaimer

© 2018 Yuanta. All rights reserved. The information in this report has been compiled from sources we believe to be reliable, but we do not hold ourselves responsible for its completeness or accuracy. It is not an offer to sell or solicitation of an offer to buy any securities. All opinions and estimates included in this report constitute our judgment as of this date and are subject to change without notice.

This report provides general information only. Neither the information nor any opinion expressed herein constitutes an offer or invitation to make an offer to buy or sell securities or other investments. This material is prepared for general circulation to clients and is not intended to provide tailored investment advice and does not take into account the individual financial situation and objectives of any specific person who may receive this report. Investors should seek financial advice regarding the appropriateness of investing in any securities, investments or investment strategies discussed or recommended in this report. The information contained in this report has been compiled from sources believed to be reliable but no representation or warranty, express or implied, is made as to its accuracy, completeness or correctness. This report is not (and should not be construed as) a solicitation to act as securities broker or dealer in any jurisdiction by any person or company that is not legally permitted to carry on such business in that jurisdiction.

Yuanta research is distributed in the United States only to Major U.S. Institutional Investors (as defined in Rule 15a-6 under the Securities Exchange Act of 1934, as amended and SEC staff interpretations thereof). All transactions by a US person in the securities mentioned in this report must be effected through a registered broker-dealer under Section 15 of the Securities Exchange Act of 1934, as amended. Yuanta research is distributed in Taiwan by Yuanta Securities Investment Consulting. Yuanta research is distributed in Hong Kong by Yuanta Securities (Hong Kong) Co. Limited, which is licensed in Hong Kong by the Securities and Futures Commission for regulated activities, including Type 4 regulated activity (advising on securities). In Hong Kong, this research report may not be redistributed, retransmitted or disclosed, in whole or in part or any form or manner, without the express written