

當日市場：市場可能會在 VN-Index 970 點附近累積

2019/5/27

市場走勢 2019/05/24

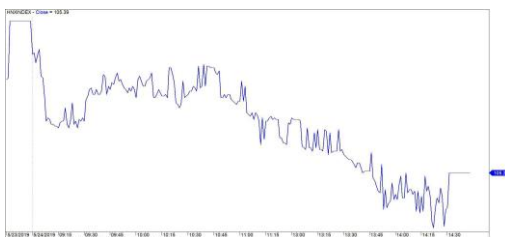
市場指數	VNI	HNI	UPCOM
收盤	970.03	105.39	55.27
%日	-1.29%	-0.86%	-0.23%
%週	-0.66%	-0.38%	0.05%
%月	-0.71%	-1.63%	-1.41%
%年	-1.61%	-9.98%	2.58%
<b>成交值(十億盾)</b>			
當日	3,953	427	807
日均量/週	4,973	479	452
日均量/月	3,836	430	284
<b>外資進出</b>			
買進	508.87	0.78	545.11
賣出	794.27	9.37	9.48
買賣超	-285.40	-8.59	535.63
<b>市場漲跌家數</b>			
上漲	111	56	192
下跌	183	98	119
持平	90	225	559
<b>市場指標</b>			
P/E	16.96	9.54	16.47
總市值 (兆盾)	3,312	193	930
股息殖利率	4.73%	4.27%	7.66%

資料源: Bloomberg – YSVN

VNINDEX



HNIINDEX



市場走勢

上週最後一交易日，地區股市走勢並不太消極，恆生、上證綜合指數小幅上漲而日經 225 指數在盤尾時強勁反彈雖然收跌 0.16%，Kospi 指數小幅下跌。

與地區走勢相反，越南市場各大股指大幅下挫，VN-Index 下跌 1.29%，收於 970.03 點，HNX 指數下跌 0.86%，收於 105.39 點，Upcom 指數跌失 0.22%，收於 55.27 點。流動性大幅增長約 3.85 兆越盾，表明賣家佔主力。

盤尾，市場失去前一盤的反彈力強勁走跌。午盤時，賣壓增高影響市場走勢。在 VN30 籃中，只有 DHG, CII, VJC, MWG, GMD 股價積極上漲。油氣、銀行和房地產為最負面的板塊。HDG, NDN, NTC, PVT, HAR 等中、小型股個股仍上揚。

外資在三大證交所上買超共 2410 億越盾，MPC 為超領先，而 VNM, HPG, VIC 遭強勁拋售。

短線市場觀點

我們預計本週第一個交易日市場可能會在 VN-Index 指數的 970 點附近累積。同時，股票之間可能會出現分歧，因此，短線投資人宜重組投資組合，我們評估 VN-Index 的 965.5 - 968 點區是一個強有力的支撐區，這也是 2019/5/15 日交易日所形成價格上漲的一個空間。此外，股票比例再次下降，表明短線投資者可重組當前的投資組合。

我們的評估，對 VN-Index 的短期趨勢從上漲調為下跌，而維持 HNX 指數的短期趨勢下跌，阻力區位於 107.40 點。因此，我們建議短線投資者可重組投資組合，根據我們的股票趨勢追蹤圖上顯示股票趨勢已轉為短期下跌的個股可考慮賣出。

建議短線投資比重：55% 股票 / 45% 現金

(股票趨勢追蹤圖在下一頁內更新)



We Create Fortune

## 技術分析圖



指數技術分析圖 VN-Index



指數技術分析圖 HNX-Index

指數	短期趨勢	中期趨勢	阻力區 1	阻力區 2	支撐區 1	支撐區 2
VN-Index	下跌	上漲	1,000	1,025	965	953
HNX-Index	下跌	下跌	108	110	105	101
VN30	下跌	上漲	895	935	877	863
VNMidcaps	上漲	上漲	992	1,030	969	963
VNSmallcaps	下跌	上漲	835	845	822	804

We Create Fortune

## 股票趨勢追蹤圖

股票	價格	短期趨勢	中期趨勢	短期買進價格	短期止損	暫計短期利潤 %	短期訊號	中期買進價格	中期止損	暫計中期獲利	中期訊號
AAA	17,400	下跌	上漲		18,156			16,850	16,230	3.26%	
ACB	29,200	下跌	下跌		30,068				32,308		
ACV	81,600	上漲	上漲	82,800	80,009	-1.45%		90,000	79,578	-9.33%	
ANV	31,800	上漲	上漲	26,700	29,169	19.10%		30,000	26,633	6.00%	
ASM	7,500	上漲	下跌	7,750	7,436	-3.23%			8,502		
BFC	20,950	上漲	下跌	21,800	20,332	-3.90%			24,091		
BID	32,500	下跌	上漲		33,593			33,400	31,227	-2.69%	
BMP	45,400	下跌	下跌		46,659				51,260		
BSR	13,600	上漲	下跌	14,200	13,571	-4.23%			14,995		
BVH	77,200	上漲	下跌	79,000	74,727	-2.28%			85,113		
BWE	24,800	下跌	上漲		25,777			20,000	24,073	24.00%	
CEO	11,900	上漲	下跌	12,200	11,685	-2.46%			13,256		
CII	23,300	下跌	下跌		24,027				25,491		
CMX	24,100	下跌	上漲		25,121			5,910	21,617	307.78%	
CSM	15,400	上漲	上漲	15,250	14,746	0.98%		14,390	14,225	7.02%	
CTD	115,200	下跌	下跌		119,605				131,020		
CTG	21,200	上漲	上漲	21,350	20,598	-0.70%		22,700	19,639	-6.61%	
CTI	23,000	下跌	下跌		24,024			26,850	23,186	-13.65%	賣出
CTR	27,200	下跌	N/A		29,236				4,413		
CVT	19,950	下跌	上漲		20,947			20,171	19,642	-1.10%	
DCM	8,570	下跌	下跌		8,645				9,161		
DGC	31,300	下跌	下跌		31,951				35,196		
DGW	23,000	上漲	下跌	23,100	22,464	-0.43%			24,255		
DHA	36,500	上漲	上漲	32,250	35,246	13.18%		29,100	32,428	25.43%	
DHC	41,500	上漲	上漲	40,900	38,900	1.47%		35,200	35,540	17.90%	
DHG	116,100	上漲	上漲	115,900	111,777	0.17%		93,000	109,338	24.84%	
DIG	14,050	下跌	下跌		14,837				15,955		
DPG	40,100	下跌	上漲		40,560			60,500	34,775	-33.72%	
DPM	18,550	上漲	下跌	18,150	17,354	2.20%			19,712		
DPR	40,400	上漲	下跌	38,800	38,751	4.12%			40,501		
DQC	19,300	下跌	下跌		20,492				22,527		
DRC	23,200	上漲	下跌	22,000	22,112	5.45%			23,650		
DXG	19,250	下跌	下跌		19,588				22,180		
EIB	17,800	上漲	上漲	17,800	17,455	0.00%		14,700	16,280	21.09%	

We Create Fortune

FCN	14,700	下跌	上漲		15,178			16,050	13,649	-8.41%	
FMC	28,950	上漲	下跌	28,950	28,865	0.00%	買進		30,886		
FPT	45,600	上漲	上漲	46,000	44,104	-0.87%		46,000	41,391	-0.87%	
GAS	106,500	下跌	上漲	113,000	107,472	-4.89%	賣出	101,000	101,898	5.45%	
GEX	22,500	上漲	上漲	22,900	21,903	-1.75%		24,700	21,615	-8.91%	
GIL	32,700	下跌	下跌		34,051				37,019		
GMD	27,250	上漲	下跌	26,350	26,211	3.42%			27,993		
GTN	18,200	上漲	上漲	17,850	17,421	1.96%		15,000	16,369	21.33%	
GVR	11,500	上漲	上漲	12,000	10,978	-4.17%					
HAG	5,160	下跌	下跌		5,372				5,935		
HAX	14,000	下跌	下跌		14,320				15,510		
HBC	16,800	上漲	下跌	16,300	16,468	3.07%			18,315		
HCM	25,000	上漲	下跌	26,400	24,462	-5.30%			27,107		
HDB	26,500	上漲	下跌	27,600	25,807	-3.99%			29,828		
HDC	16,500	上漲	下跌	15,700	15,534	5.10%			16,575		
HDG	39,650	下跌	下跌		40,020				43,194		
HNG	15,700	上漲	下跌	15,700	15,086	0.00%			16,554		
HPG	32,150	下跌	上漲		33,334			33,900	29,983	-5.16%	
HSG	8,160	上漲	上漲	7,700	7,851	5.97%		9,300	6,886	-12.26%	
HT1	16,850	下跌	上漲		17,753			14,800	15,465	13.85%	
HUT	3,100	下跌	下跌		3,620				4,146		
HVN	42,850	上漲	上漲	41,200	40,875	4.00%		39,000	36,722	9.87%	
KBC	14,100	上漲	下跌	14,300	13,740	-1.40%			15,013		
KDH	30,950	上漲	下跌	30,900	29,570	0.16%			32,661		
KSB	22,650	下跌	下跌		23,756				26,296		
LCG	10,100	下跌	下跌		10,621				11,817		
LDG	9,260	上漲	下跌	9,560	9,100	-3.14%			11,012		
LHG	19,300	上漲	上漲	19,350	18,208	-0.26%		19,300	18,998	0.00%	買進
LPB	8,200	下跌	下跌		8,620				9,213		
LSS	6,150	下跌	下跌		6,232				6,647		
MBB	21,350	下跌	上漲		21,771			21,850	20,106	-2.29%	
MPC	41,700	上漲	上漲	43,000	40,373	-3.02%		47,500	39,990	-12.21%	
MSN	87,200	上漲	上漲	88,000	86,956	-0.91%		89,000	80,034	-2.02%	
MSR	17,800	下跌	下跌		18,544				20,813		
MWG	88,700	上漲	上漲	87,000	84,953	1.95%		88,700	86,964	0.00%	買進
NDN	15,100	上漲	上漲	14,100	14,190	7.09%		13,700	11,838	10.22%	
NKG	6,310	下跌	下跌		6,565				7,578		

We Create Fortune

NLG	30,850	上漲	上漲	27,650	29,716	11.57%		28,700	27,664	7.49%	
NT2	27,700	上漲	下跌	28,050	27,343	-1.25%			29,219		
NTL	24,900	上漲	上漲	19,500	22,916	27.69%		10,450	19,624	138.28%	
NVL	58,200	上漲	下跌	58,100	57,570	0.17%			62,332		
OIL	12,700	上漲	下跌	13,300	12,545	-4.51%			14,394		
PAC	37,200	上漲	下跌	38,000	36,036	-2.11%			39,387		
PC1	23,950	上漲	下跌	23,950	23,070	0.00%			25,195		
PDR	24,700	上漲	上漲	24,100	23,934	2.49%		29,000	22,026	-14.83%	
PHR	59,200	上漲	上漲	52,000	55,710	13.85%		24,000	46,883	146.67%	
PLX	66,000	上漲	上漲	61,400	63,807	7.49%		62,400	57,196	5.77%	
PNJ	107,500	上漲	上漲	108,000	103,960	-0.46%		104,000	93,362	3.37%	
POW	15,700	上漲	上漲	15,200	14,714	3.29%		15,700	15,625	0.00%	買進
PVT	16,950	上漲	下跌	16,950	16,560	0.00%	買進		17,615		
PPC	28,200	上漲	上漲	27,200	26,304	3.68%		19,700	24,073	43.15%	
PTB	66,200	上漲	上漲	66,100	62,174	0.15%		64,000	56,935	3.44%	
PVB	19,400	上漲	上漲	20,100	18,902	-3.48%		20,100	16,786	-3.48%	
PVD	19,650	下跌	上漲	19,850	19,949	0.50%	賣出	18,500	17,783	6.22%	
PVI	37,600	下跌	上漲		39,447			33,000	35,916	13.94%	
PVS	23,800	上漲	上漲	22,000	23,476	8.18%		21,100	20,660	12.80%	
PXS	4,950	下跌	上漲	5,500	5,049	-8.21%	賣出	4,850	4,262	2.06%	
QNS	31,800	下跌	下跌		33,363			41,500	36,726	-11.50%	賣出
REE	32,900	上漲	上漲	32,100	32,520	2.49%		33,325	31,114	-1.28%	
SAB	261,200	上漲	上漲	253,000	248,747	3.24%		245,000	230,068	6.61%	
SAM	7,500	下跌	上漲		7,555			7,400	7,052	1.35%	
SCR	7,120	上漲	下跌	7,250	7,086	-1.79%			7,650		
SHI	8,280	下跌	上漲		8,555			6,990	7,261	18.45%	
SJS	17,700	下跌	下跌		17,960				19,930		
SKG	14,050	上漲	下跌	13,950	13,636	0.72%			14,892		
SSI	25,550	上漲	下跌	26,100	25,154	-2.11%			27,560		
STB	11,800	上漲	上漲	12,350	11,662	-4.45%		13,000	11,486	-9.23%	
TCB	23,200	上漲	下跌	23,950	23,165	-3.13%			N/A		
TCM	30,500	上漲	下跌	30,400	29,279	0.33%			33,791		
TDH	11,700	上漲	上漲	11,700	11,330	0.00%		11,650	10,730	0.43%	
TLH	5,070	下跌	上漲		5,259			5,390	4,797	-5.94%	
TNG	23,400	上漲	上漲	22,400	21,550	4.46%		12,000	19,317	95.00%	
VCB	66,500	上漲	上漲	67,800	66,047	-1.92%		62,000	62,992	7.26%	
VCG	26,900	下跌	上漲		27,382			19,200	23,906	40.10%	

We Create Fortune

VCS	61,900	下跌	下跌		64,129				71,706		
VGC	#N/A	#N/A	#N/A	20,000	#N/A	#N/A			33,168		
VGT	11,700	上漲	下跌	12,000	11,274	-2.50%			13,091		
VHC	93,200	上漲	下跌	93,700	88,766	-0.53%			98,373		
VHM	84,500	下跌	上漲		88,308			80,000	82,630	5.62%	
VIB	18,300	下跌	上漲		18,692			19,700	17,387	-7.11%	
VIC	115,000	上漲	上漲	113,000	113,329	1.77%		112,000	108,251	2.68%	
VIP	5,750	下跌	下跌		5,992				6,297		
VJC	119,900	上漲	下跌	114,400	116,402	4.81%			121,423		
VND	16,350	上漲	下跌	16,250	16,014	0.62%			17,819		
VNG	21,550	下跌	下跌		22,017				23,055		
VNM	130,500	下跌	下跌	133,900	131,987	-1.43%	賣出		139,488		
VPB	18,650	上漲	下跌	19,000	18,466	-1.84%			20,574		
VPI	40,650	下跌	下跌	41,500	41,038	-1.11%	賣出		43,124		
VRC	16,900	上漲	下跌	17,000	16,568	-0.59%			18,678		
VRE	35,000	上漲	上漲	36,000	34,582	-2.78%		35,000	30,770	0.00%	
VSC	37,800	上漲	下跌	37,450	36,937	0.93%			40,353		

### 大型股票趨勢追蹤表

股票	價格	短期趨勢	中期趨勢	短期買進價格	短期止損	暫計短期利潤%	短期訊號	中期買進價格	中期止損	暫計中期獲利%	中期訊號
ACB	29,200	下跌	下跌		30,068				32,308		
BID	32,500	下跌	上漲		33,593			33,400	31,227	-2.69%	
BSR	13,600	上漲	下跌	14,200	13,571	-4.23%			14,995		
BVH	77,200	上漲	下跌	79,000	74,727	-2.28%			85,113		
CTG	21,200	上漲	上漲	21,350	20,598	-0.70%		22,700	19,639	-6.61%	
EIB	17,800	上漲	上漲	17,800	17,455	0.00%		14,700	16,280	21.09%	
FPT	45,600	上漲	上漲	40,997	44,104	11.23%		40,997	41,391	11.23%	
GAS	106,500	下跌	上漲		107,472			99,026	101,898	7.55%	
HDB	26,500	上漲	下跌	27,600	25,807	-3.99%			29,828		
HNG	15,700	上漲	下跌	15,700	15,086	0.00%			16,554		
HPG	32,150	下跌	上漲		33,334			33,900	29,983	-5.16%	
HVN	42,850	上漲	上漲	41,200	40,875	4.00%		39,000	36,722	9.87%	
KDH	30,950	上漲	下跌	30,900	29,570	0.16%			32,661		
MBB	21,350	下跌	上漲		21,771			21,271	20,106	0.37%	
MSN	87,200	上漲	上漲	88,000	86,956	-0.91%		89,000	80,034	-2.02%	

We Create Fortune

MWG	88,700	上漲	上漲	85,525	84,953	3.71%		88,700	86,964	0.00%	買進
NVL	58,200	上漲	下跌	58,100	57,570	0.17%			62,332		
OIL	12,700	上漲	下跌	13,300	12,545	-4.51%			14,394		
PLX	66,000	上漲	N/A	61,400	63,807	7.49%		62,400	57,196	5.77%	
PNJ	107,500	上漲	上漲	107,800	103,960	-0.28%		103,807	93,362	3.56%	
POW	15,700	上漲	上漲	15,200	14,714	3.29%		15,700	15,625	0.00%	買進
PVS	23,800	上漲	上漲	22,000	23,476	8.18%		21,100	20,660	12.80%	
QNS	31,800	下跌	下跌		33,363				36,726		
REE	32,900	上漲	上漲	32,100	32,520	2.49%		33,325	31,114	-1.28%	
ROS	30,000	下跌	上漲		33,624			34,800	27,327	-13.79%	
SSI	25,550	上漲	下跌	26,100	25,154	-2.11%			27,560		
STB	11,800	上漲	上漲	12,350	11,662	-4.45%		13,000	11,486	-9.23%	
TCB	23,200	上漲	下跌	23,950	23,165	-3.13%			25,683		
TPB	23,600	上漲	下跌	22,500	23,190	4.89%			N/A		
VCB	66,500	上漲	上漲	67,800	66,047	-1.92%		62,000	62,992	7.26%	
VCG	26,900	下跌	上漲		27,382			18,441	23,906	45.87%	
VEA	52,100	上漲	下跌	50,000	49,386	4.20%			N/A		
VGI	26,900	上漲	下跌	25,200	24,256	6.75%			N/A		
VHM	84,500	下跌	上漲		88,308			80,000	82,630	5.62%	
VIB	18,300	下跌	上漲		18,692			19,700	17,387	-7.11%	
VIC	115,000	上漲	上漲	113,000	113,329	1.77%		112,000	108,251	2.68%	
VJC	119,900	上漲	下跌	114,400	116,402	4.81%			121,423		
VNM	130,500	下跌	下跌	133,900	131,987	-1.43%	賣出		139,488		
VPB	18,650	上漲	下跌	19,000	18,466	-1.84%			20,574		
VRE	35,000	上漲	上漲	34,967	34,582	0.09%		33,996	30,770	2.95%	

### 中型股票趨勢追蹤表

股票	價格	短期趨勢	中期趨勢	短期買進價格	短期止損	暫計短期利潤%	短期訊號	中期買進價格	中期止損	暫計中期獲利%	中期訊號
AAA	17,400	下跌	上漲		18,156			16,850	16,230	3.26%	
ANV	31,800	上漲	上漲	25,548	29,169	24.47%		30,000	26,633	6.00%	
ASM	7,500	上漲	下跌	7,750	7,436	-3.23%			8,502		
BMP	45,400	下跌	下跌		46,659				51,260		
BWE	24,800	下跌	上漲		25,777			19,440	24,073	27.57%	
C4G	10,100	下跌	#N/A		10,639				#N/A		
CEO	11,900	上漲	下跌	12,200	11,685	-2.46%			13,256		

We Create Fortune

CII	23,300	下跌	下跌		24,027			25,491			
CRE	25,600	下跌	#N/A		26,056			#N/A			
CTI	23,000	下跌	下跌		24,024			23,186			
CTR	27,200	下跌	#N/A		29,236			#N/A			
DCM	8,570	下跌	下跌		8,645			9,161			
DHC	41,500	上漲	上漲	40,900	38,900	1.47%		35,200	35,540	17.90%	
DIG	14,050	下跌	下跌		14,837			15,955			
DPM	18,550	上漲	下跌	18,150	17,354	2.20%		19,712			
DRC	23,200	上漲	下跌	22,000	22,112	5.45%		23,650			
DXG	19,250	下跌	下跌		19,588			22,180			
E1VFN30	14,790	上漲	下跌	14,940	14,620	-1.00%		15,587			
FCN	14,700	下跌	上漲		15,178			16,050	13,649	-8.41%	
FLC	4,550	下跌	下跌	4,700	4,554	-3.10%	賣出	5,140			
FTM	23,550	上漲	上漲	15,400	22,756	52.92%		16,250	20,397	44.92%	
GEG	22,800	下跌	上漲		24,205			12,900	21,149	76.74%	
GEX	22,500	上漲	上漲	22,900	21,903	-1.75%		24,700	21,615	-8.91%	
GMD	27,250	上漲	下跌	26,350	26,211	3.42%		27,993			
GTN	18,200	上漲	上漲	17,850	17,421	1.96%		15,000	16,369	21.33%	
GVR	11,500	上漲	#N/A	12,000	10,978	-4.17%		#N/A			
HAG	5,160	下跌	下跌		5,372			5,935			
HBC	16,800	上漲	下跌	16,300	16,468	3.07%		18,315			
HCM	25,000	上漲	下跌	24,559	24,462	1.79%		27,107			
HDG	39,650	下跌	下跌		40,020			43,194			
HPX	26,300	下跌	#N/A		26,808			#N/A			
HSG	8,160	上漲	上漲	7,700	7,851	5.97%		8,452	6,886	-3.46%	
HT1	16,850	下跌	上漲		17,753			14,800	15,465	13.85%	
IBC	23,900	上漲	上漲	24,500	23,745	-2.45%		24,900	22,220	-4.02%	
IDI	8,150	上漲	上漲	8,410	7,952	-3.09%		9,150	7,253	-10.93%	
IJC	10,350	上漲	下跌	10,600	9,995	-2.36%		11,501			
ITA	3,130	上漲	上漲	3,190	2,980	-1.88%		3,200	2,747	-2.19%	
KBC	14,100	上漲	下跌	14,300	13,740	-1.40%		15,013			
KSB	22,650	下跌	下跌		23,756			26,296			
LDG	9,260	上漲	下跌	9,560	9,100	-3.14%		11,012			
LPB	8,200	下跌	下跌		8,620			9,213			
MBS	15,900	上漲	#N/A	15,800	15,400	0.63%		16,000	#N/A	#N/A	
MPC	41,700	上漲	上漲	43,000	40,373	-3.02%		42,741	39,990	-2.43%	
NBB	21,500	上漲	上漲	19,300	20,076	11.40%		21,500	20,822	0.00%	買進

We Create Fortune

NKG	6,310	下跌	下跌		6,565				7,578	
NLG	30,850	上漲	上漲	27,650	29,716	11.57%		28,700	27,664	7.49%
NT2	27,700	上漲	下跌	28,050	27,343	-1.25%			29,219	
NTC	138,000	上漲	#N/A	112,000	121,093	23.21%		120,000	#N/A	#N/A
NTL	24,900	上漲	上漲	18,346	22,916	35.72%		9,331	19,624	166.84%
NVB	8,700	上漲	下跌	9,000	8,543	-3.33%			9,493	
OGC	4,550	上漲	下跌	4,420	4,230	2.94%			4,794	
PC1	23,950	上漲	下跌	23,950	23,070	0.00%			25,195	
PDR	24,700	上漲	上漲	24,100	23,934	2.49%		23,595	22,026	4.68%
PHR	59,200	上漲	上漲	52,000	55,710	13.85%		22,864	46,883	158.92%
PPC	28,200	上漲	上漲	26,065	26,304	8.19%		17,422	24,073	61.87%
PTB	66,200	上漲	上漲	62,774	62,174	5.46%		60,780	56,935	8.92%
PVD	19,650	下跌	上漲	19,850	19,949	0.50%	賣出	18,500	17,783	6.22%
PVI	37,600	下跌	上漲		39,447			31,325	35,916	20.03%
PVT	16,950	上漲	下跌	16,950	16,560	0.00%	買進		17,615	
QCG	5,150	上漲	上漲	5,400	4,954	-4.63%		5,910	4,638	-12.86%
SAM	7,500	下跌	上漲		7,555			7,400	7,052	1.35%
SBT	17,900	上漲	下跌	18,300	17,654	-2.19%			19,311	
SCR	7,120	上漲	下跌	7,250	7,086	-1.79%			7,650	
SHB	7,100	下跌	下跌		7,641				8,127	
SHS	11,500	下跌	上漲		11,533			12,100	10,571	-4.96%
SJS	17,700	下跌	下跌		17,960				19,930	
STK	24,600	上漲	上漲	23,700	23,637	3.80%		17,000	19,784	44.71%
SZC	18,300	上漲	#N/A	16,750	16,582	9.25%			#N/A	
TCH	21,200	下跌	上漲		21,661			21,000	20,591	0.95%
TCM	30,500	上漲	下跌	30,400	29,279	0.33%			33,791	
TNG	23,400	上漲	上漲	22,400	21,550	4.46%		12,000	19,317	95.00%
TTB	23,550	下跌	上漲		24,082			23,700	22,094	-0.63%
VCI	31,100	下跌	下跌		32,145				37,082	
VGT	11,700	上漲	#N/A	12,000	11,274	-2.50%			#N/A	
VHC	93,200	上漲	下跌	91,681	88,766	1.66%			98,373	
VND	16,350	上漲	下跌	16,250	16,014	0.62%			17,819	
VNG	21,550	下跌	下跌		22,017				23,055	
VPI	40,650	下跌	下跌	41,500	41,038	-1.11%	賣出		42,859	

## 小型股票趨勢追蹤表



We Create Fortune

股票	價格	短期趨勢	中期趨勢	短期買進價格	短期止損	暫計短期利潤%	短期訊號	中期買進價格	中期止損	暫計中期獲利%	中期訊號
AAV	10,100	下跌	#N/A		10,892			16,850	#N/A	#N/A	
AGR	3,680	下跌	上漲		3,863			3,990	3,542	-7.77%	
AMD	1,800	下跌	下跌		1,929				2,319		
APG	8,000	下跌	下跌		8,107				9,066		
ART	2,700	下跌	下跌		2,999				3,618		
BCC	8,700	上漲	上漲	9,000	8,576	-3.33%		7,700	7,657	12.99%	
BCG	5,960	下跌	上漲		6,409			6,390	5,406	-6.73%	
C69	10,500	上漲	上漲	8,800	10,112	19.32%		5,300	7,061	98.11%	
CCL	4,130	上漲	上漲	3,550	3,927	16.34%		3,460	3,576	19.36%	
CRC	16,000	下跌	下跌		16,589				19,699		
CVT	19,950	下跌	上漲		20,947			20,171	19,642	-1.10%	
DAG	6,650	下跌	下跌		6,973				7,491		
DAH	8,300	下跌	上漲		8,609			4,664	7,307	77.95%	
DGW	23,000	上漲	下跌	23,100	22,464	-0.43%			24,255		
DLG	1,430	下跌	上漲		1,520			1,730	1,395	-17.34%	
DRH	6,950	下跌	下跌		7,435				8,695		
DTD	13,400	上漲	上漲	10,400	11,967	28.85%		12,900	9,972	3.88%	
EVG	2,770	下跌	下跌		2,927				3,023		
FIT	3,100	下跌	上漲		3,257			3,640	2,853	-14.84%	
GKM	15,100	上漲	上漲	15,600	15,025	-3.21%		11,425	14,952	32.17%	
HAH	13,750	上漲	下跌	13,800	13,231	-0.36%			14,212		
HAI	1,610	下跌	下跌		1,724				2,014		
HAP	4,420	上漲	上漲	4,060	4,224	8.87%		3,670	3,579	20.44%	
HAR	3,710	上漲	上漲	3,250	3,083	14.15%		3,710	3,568	0.00%	
HCD	4,250	下跌	下跌		4,429				5,038		
HDA	11,000	下跌	上漲		11,481			10,400	10,481	5.77%	
HDC	16,500	上漲	下跌	15,700	15,534	5.10%			16,575		
HHP	19,500	上漲	#N/A	16,400	17,035	18.90%			#N/A		
HHS	3,600	下跌	下跌		3,792				4,056		
HII	12,700	下跌	下跌		13,724				15,093		
HQC	1,390	下跌	下跌		1,455				1,542		
HSL	9,970	上漲	下跌	9,600	9,737	3.85%			11,235		
HUT	3,100	下跌	下跌		3,620				4,146		
HVG	3,950	下跌	下跌		4,517				5,973		

We Create Fortune

HVH	26,050	下跌	#N/A		27,269			#N/A		
JVC	3,100	下跌	上漲		3,250		3,280	2,981	-5.49%	
KLF	1,600	下跌	下跌		1,849			2,006		
KMR	3,210	下跌	上漲		3,340		3,680	2,649	-12.77%	
LCG	10,100	下跌	下跌		10,621			11,817		
LGL	9,450	下跌	上漲		10,057		7,113	8,529	32.85%	
LHG	19,300	上漲	上漲	17,862	18,208	8.05%	19,300	18,998	0.00%	買進
LMH	12,900	上漲	#N/A	12,400	12,483	4.03%		#N/A		
MST	3,900	下跌	下跌		4,019			5,089		
NDN	15,100	上漲	上漲	14,100	14,190	7.09%	13,104	11,838	15.23%	
PHC	13,250	上漲	上漲	13,800	12,959	-3.99%	14,450	12,650	-8.30%	
PVB	19,400	上漲	上漲	20,100	18,902	-3.48%	20,100	16,786	-3.48%	
PVC	7,200	上漲	上漲	7,400	7,020	-2.70%	7,100	6,199	1.41%	
PXL	7,000	上漲	下跌	6,400	5,831	9.38%		7,604		
PXS	4,950	下跌	上漲		5,049		4,850	4,262	2.06%	
QBS	3,440	上漲	下跌	3,350	3,162	2.69%		3,619		
SFG	17,000	上漲	上漲	15,550	16,381	9.32%	11,494	13,188	47.90%	
SHI	8,280	下跌	上漲		8,555		6,233	7,261	32.85%	
SJF	3,810	下跌	下跌		4,198			5,369		
SKG	14,050	上漲	下跌	13,950	13,636	0.72%		14,892		
TDH	11,700	上漲	上漲	11,700	11,330	0.00%	11,650	10,730	0.43%	
TIG	3,500	下跌	上漲		3,711		3,200	3,029	9.38%	
TLD	5,900	上漲	下跌	6,020	5,849	-1.99%		6,758		
TLH	5,070	下跌	上漲		5,259		5,850	4,797	-13.33%	
TNI	10,350	下跌	下跌		11,017			12,167		
TTF	3,360	上漲	上漲	3,690	3,323	-8.94%	3,990	3,028	-15.79%	
TTH	4,400	下跌	上漲		4,732		5,273	4,217	-16.55%	
TVB	18,200	下跌	下跌	19,300	18,203	-5.68%	賣出	20,422		
TVC	13,200	上漲	上漲	13,700	12,791	-3.65%	9,400	12,451	40.43%	
VC3	23,200	上漲	上漲	23,100	22,538	0.43%	22,000	21,070	5.45%	
VCR	22,300	上漲	上漲	13,300	17,049	67.67%	3,900	11,317	471.79%	
VNE	4,170	下跌	上漲		4,305		4,650	3,958	-10.32%	
VPG	22,500	上漲	上漲	17,583	20,549	27.96%	20,456	16,505	9.99%	
VRC	16,900	上漲	下跌	17,000	16,568	-0.59%		18,678		
YBM	10,550	下跌	下跌		11,558			13,685		

We Create Fortune

胡志明市交易所 (HSX)

	收盤	漲跌%
VNI	970.03	-1.29%
VN30	884.48	-1.18%
VN Mid	979.56	-0.59%
VN Small	819.61	-0.45%

河內交易所 (HSX)

	收盤	漲跌%
HNI	105.39	-0.86%
HN30	193.2	-1.21%
VNX AllSh	860.85	-1.13%

UPCoM 市場 (UPCoM)

	收盤	漲跌%
UPCoM	55.27	-0.23%

外資交易	成交值 (十億盾)	
買進	508.87	
賣出	794.27	
買超/賣超	-285.4	

外資交易	成交值 (十億盾)	
買進	0.78	
賣出	9.37	
買超/賣超	-8.59	

外資交易	成交值 (十億盾)	
買進	545.11	
賣出	9.48	
買超/賣超	535.63	

上漲排名/股碼	漲跌(VND)	漲跌%
OGC	250	5.81%
SZC	700	3.98%
PVT	500	3.04%
CMG	1000	3.03%
HDG	1150	2.99%

上漲排名/股碼	漲跌(VND)	漲跌%
VCR	1600	7.73%
L14	1500	3.59%
NDN	400	2.72%
NTP	800	2.29%
TNG	400	1.74%

上漲排名/股碼	漲跌(VND)	漲跌%
NTC	6400	4.86%
VGI	600	2.28%
C4G	200	2.02%
VEA	900	1.76%
PXL	100	1.45%

下跌排名/股碼	漲跌(VND)	漲跌%
YEG	-7000	-6.97%
SRC	-2000	-6.91%
GMC	-2400	-5.36%
PVD	-950	-4.61%
SFG	-800	-4.49%

下跌排名/股碼	漲跌(VND)	漲跌%
HUT	-200	-6.06%
PVS	-800	-3.25%
AMV	-900	-2.82%
SHB	-200	-2.74%
TV2	-2900	-1.81%

下跌排名/股碼	漲跌(VND)	漲跌%
MPC	-3000	-6.71%
SDI	-2100	-2.88%
GVR	-200	-1.71%
OIL	-200	-1.55%
IDC	-300	-1.54%

\*備註：市值>5,000 億盾；成交值>15 億盾

市值排名/股碼	十億盾	
VIC	394,443	
VHM	283,034	
VCB	246,640	
VNM	227,252	
GAS	203,836	

市值排名/股碼	十億盾	
ACB	36,417	
VCG	11,882	
PVS	11,376	
VCS	9,706	
PVI	8,690	

市值排名/股碼	十億盾	
ACV	177,171	
VEA	69,285	
VGI	61,007	
MCH	59,773	
GVR	46,288	

交易量排名/股碼	成交值	
EIB	16,490,820	2,195,530
ROS	7,397,570	10,636,220
PVD	6,721,800	4,846,015
TCB	6,047,390	4,043,170
STB	6,040,540	3,600,869

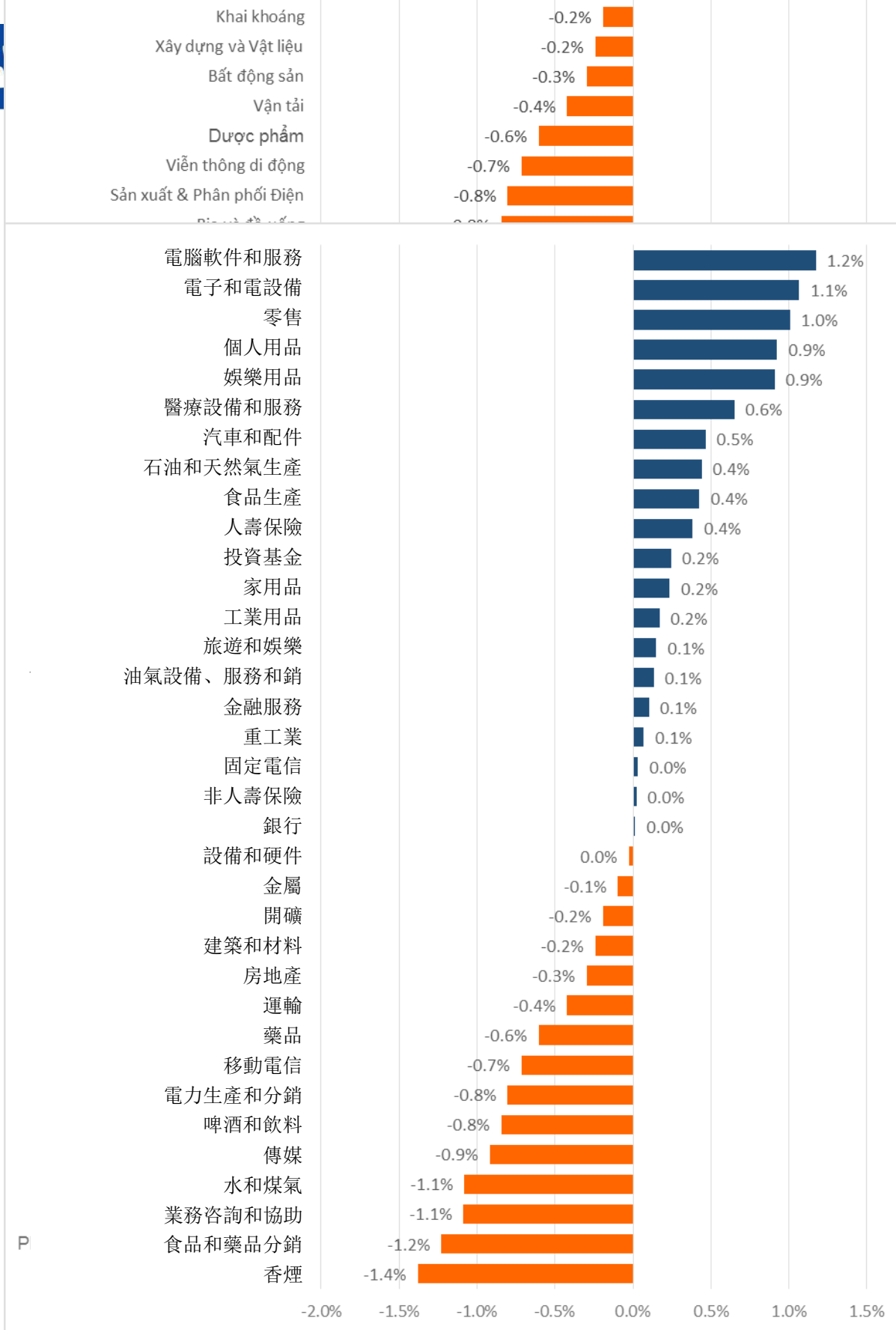
交易量排名/股碼	成交值	30 日均
PVS	5,544,765	4,100,985
HUT	4,334,716	1,318,436
TNG	2,819,079	901,606
SHB	2,522,267	3,937,136
ART	1,622,950	1,018,569

交易量排名/股碼	成交值	30 日均
MPC	10,848,881	815,237
BSR	2,431,615	2,309,880
IDC	1,394,400	165,642
VGI	1,255,177	570,444
TOP	1,044,400	193,223

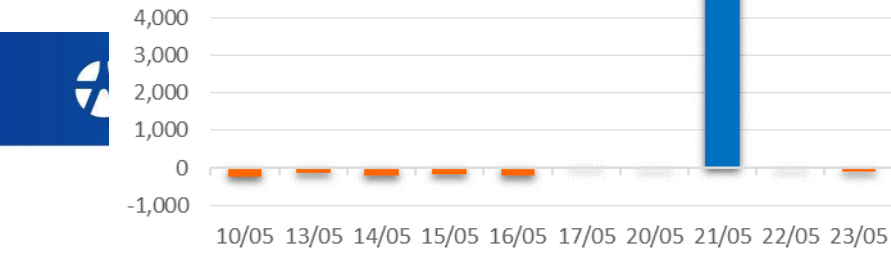
資料源: Bloomberg & Yuanta Research

料源: Bloomberg & Yuanta Research

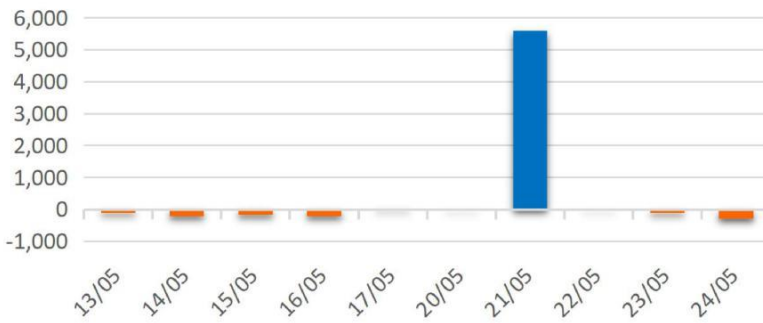
料源: Bloomberg & Yuanta Research



資料源: FiinPro – YSVN



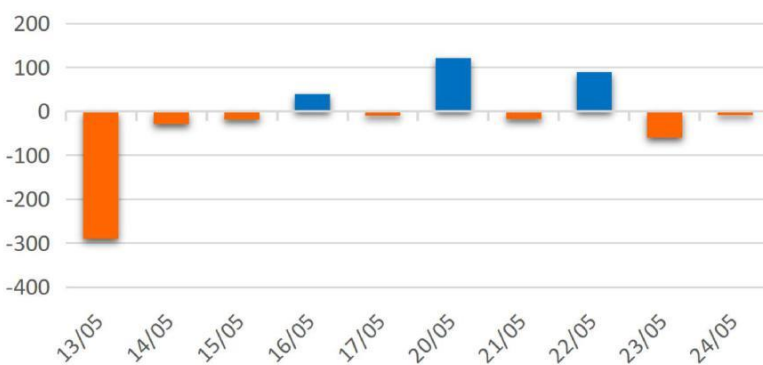
Diễn biến Mua/Bán ròng Khối ngoại HSX



證券代碼	買超金額 (百萬盾)	證券代碼	賣超金額 (百萬盾)
VJC	21,833	VNM	70,603
E1VFN30	19,342	HPG	60,745
HVN	13,915	VIC	38,121
POW	10,165	PVD	35,785
PTB	10,148	VHM	30,049

TOP 5 Cổ phiếu khối ngoại *買進/賣出* trên sàn HSX

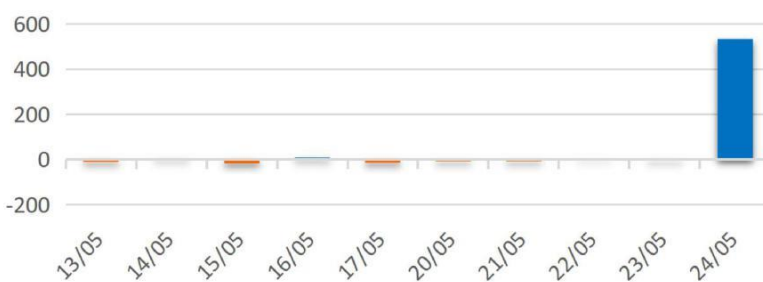
Diễn biến Mua/Bán ròng Khối ngoại HNX



證券代碼	買超金額 (百萬盾)	證券代碼	賣超金額 (百萬盾)
BVS	127	PVS	5,659
VNR	107	NTP	2,337
VCS	75	LHC	367
ART	72	SHS	316
IDV	47	S55	240

TOP 5 Cổ phiếu khối ngoại *買進/賣出* trên sàn HNX

Diễn biến Mua/Bán ròng Khối ngoại UPCOM



TOP 5 Cổ phiếu khối ngoại *買進/賣出* trên sàn UPCoM

Nguồn: FiinPro – YSVN



We Create **Fortune**

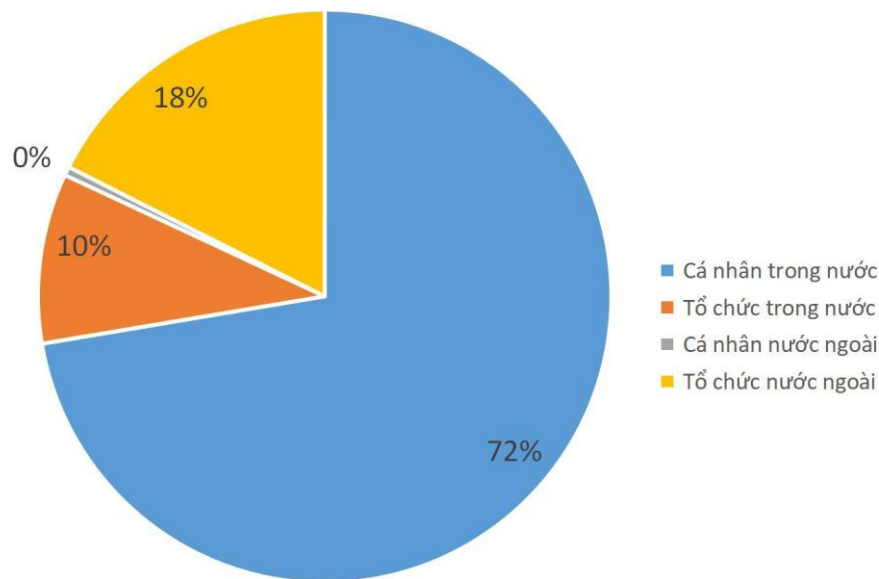
## 自營進出統計

股票代碼	買進金額 (百萬盾)	股票代碼	賣出金額 (百 萬盾)
VHM	105,335	VHM	68,687
MSN	89,375	VIC	54,775
VIC	61,257	E1VFN30	7,632
E1VFN30	9,491	TCB	7,301
VNM	7,705	VPB	6,012

國內個人  
國內組織  
外資個人  
外資組織

5 các mã đạt GDTD lớn nhất

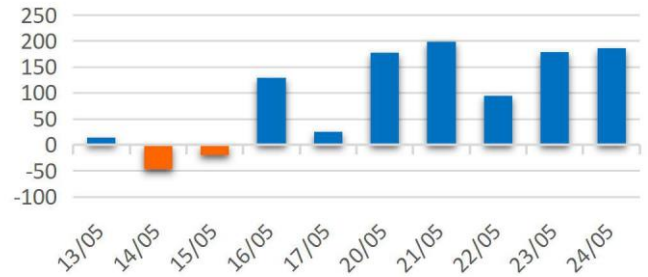
## 投資者類別統計



國內個人  
國內組織  
外資個人  
外資組織

Nguồn: FiinPro – YSVN

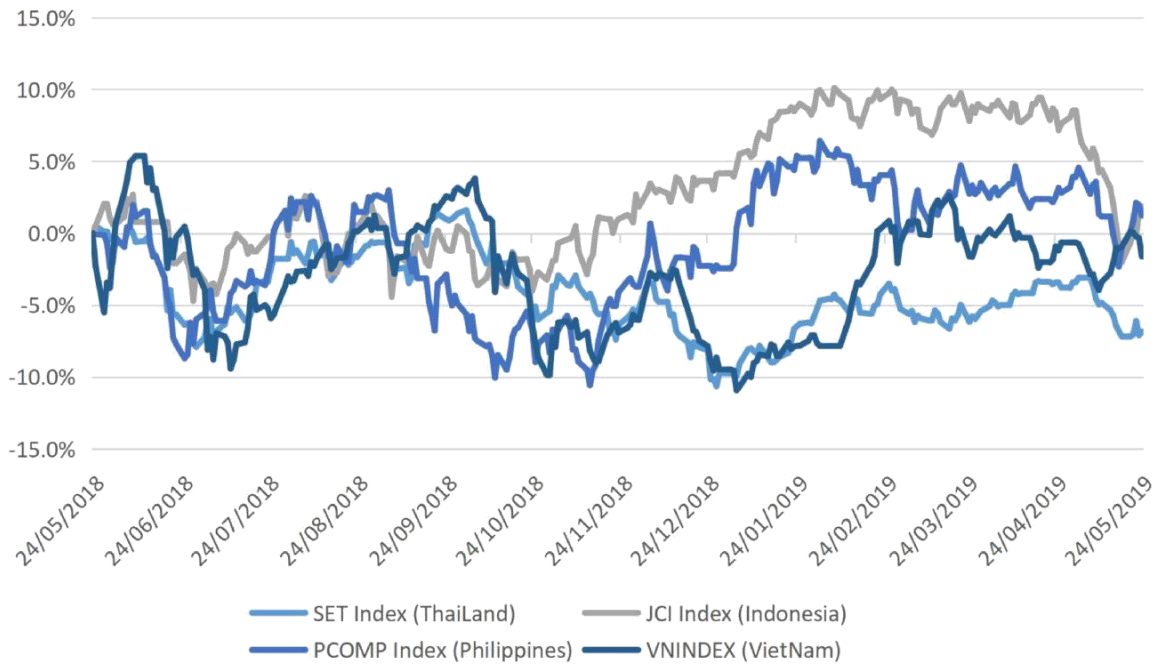
Giá trị giao dịch tự doanh  
mua/bán ròng (tỷ đồng)





We Create Fortune

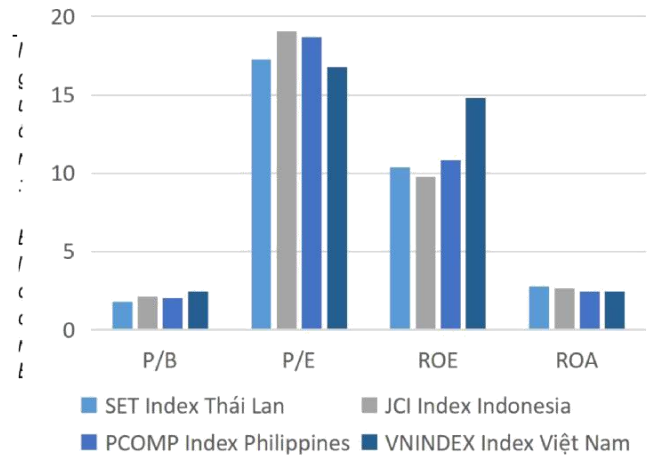
### Diễn biến các thị trường trong khu vực



#### 東南亞主要市場數據

	Thailand	Indonesia	Philippines	Vietnam
P/B	1.8x	2.1x	2.0x	2.4x
P/E	17.2x	19.1x	18.7x	16.8x
ROE	10.36%	9.76%	10.84%	14.79%
ROA	2.75%	2.64%	2.44%	2.45%
指數市值	Bil. USD 516.43	478.69	189.06	140.05
日成交	Mil. USD 1.31	0.41	0.09	0.11
股息殖利率	3.24%	2.16%	1.68%	1.90%

erg & YSVN





We Create Fortune

## 元大證券（越南）股份公司

### 個人客戶分析部

**Nguyễn Thế Minh**

研究分析經理

+84 28 3622 6868 ext 3826  
minh.nguyen@yuanta.com.vn

**Quách Đức Khánh**

高級分析專員

+84 28 3622 6868 ext 3833  
khanh.quach@yuanta.com.vn

**Nguyễn Trịnh Ngọc Hồng**

分析專員

+84 28 3622 6868 ext 3832  
hong.nguyen@yuanta.com.vn

### 個人客戶業務部

**Nguyễn Thanh Tùng**

總公司業務經理

+84 28 3622 6868 ext 3609  
tung.nguyen@yuanta.com.vn

**Chung Kim Hoa**

華人客戶部經理

+84 28 3622 6868 ext 3828  
hoa.chung@yuanta.com.vn

**Phù Vĩnh Qué**

堤岸分行經理

+84 28 3622 6868  
que.phu@yuanta.com.vn

**Nguyễn Việt Quang**

河內分行經理

+84 28 3622 6868 ext 3404  
quang.nguyen@yuanta.com.vn

**Võ Thị Thu Thủy**

平陽分行經理

+84 28 3622 6868 ext 3505  
thuy.vo@yuanta.com.vn

**Bùi Quốc Phong**

同奈分行經理

+84 28 3622 6868  
phong.bui@yuanta.com.vn

**Nguyễn Đức Hoàn**

河內南部營業中心經理

+84 28 3622 6868 ext 3409  
hoan.nguyen@yuanta.com.vn



We Create Fortune

## Appendix A: Important Disclosures

### Analyst Certification

Each research analyst primarily responsible for the content of this research report, in whole or in part, certifies that with respect to each security or issuer that the analyst covered in this report: (1) all of the views expressed accurately reflect his or her personal views about those securities or issuers; and (2) no part of his or her compensation was, is, or will be, directly or indirectly, related to the specific recommendations or views expressed by that research analyst in the research report.

### Ratings Definitions

**BUY:** We have a positive outlook on the stock based on our expected absolute or relative return over the investment period. Our thesis is based on our analysis of the company's outlook, financial performance, catalysts, valuation and risk profile. We recommend investors add to their position.

**HOLD-Outperform:** In our view, the stock's fundamentals are relatively more attractive than peers at the current price. Our thesis is based on our analysis of the company's outlook, financial performance, catalysts, valuation and risk profile. **HOLD-**

**Underperform:** In our view, the stock's fundamentals are relatively less attractive than peers at the current price. Our thesis is based on our analysis of the company's outlook, financial performance, catalysts, valuation and risk profile.

**SELL:** We have a negative outlook on the stock based on our expected absolute or relative return over the investment period. Our thesis is based on our analysis of the company's outlook, financial performance, catalysts, valuation and risk profile. We recommend investors reduce their position.

**Under Review:** We actively follow the company, although our estimates, rating and target price are under review.

**Restricted:** The rating and target price have been suspended temporarily to comply with applicable regulations and/or Yuanta policies.

Note: Yuanta research coverage with a Target Price is based on an investment period of 12 months. Greater China Discovery Series coverage does not have a formal 12 month Target Price and the recommendation is based on an investment period specified by the analyst in the report.

### Global Disclaimer

© 2018 Yuanta. All rights reserved. The information in this report has been compiled from sources we believe to be reliable, but we do not hold ourselves responsible for its completeness or accuracy. It is not an offer to sell or solicitation of an offer to buy any securities. All opinions and estimates included in this report constitute our judgment as of this date and are subject to change without notice.

This report provides general information only. Neither the information nor any opinion expressed herein constitutes an offer or invitation to make an offer to buy or sell securities or other investments. This material is prepared for general circulation to clients and is not intended to provide tailored investment advice and does not take into account the individual financial situation and objectives of any specific person who may receive this report. Investors should seek financial advice regarding the appropriateness of investing in any securities, investments or investment strategies discussed or recommended in this report. The information contained in this report has been compiled from sources believed to be reliable but no representation or warranty, express or implied, is made as to its accuracy, completeness or correctness. This report is not (and should not be construed as) a solicitation to act as securities broker or dealer in any jurisdiction by any person or company that is not legally permitted to carry on such business in that jurisdiction.

Yuanta research is distributed in the United States only to Major U.S. Institutional Investors (as defined in Rule 15a-6 under the Securities Exchange Act of 1934, as amended and SEC staff interpretations thereof). All transactions by a US person in the securities mentioned in this report must be effected through a registered broker-dealer under Section 15 of the Securities Exchange Act of 1934, as amended. Yuanta research is distributed in Taiwan by Yuanta Securities Investment Consulting. Yuanta research is distributed in Hong Kong by Yuanta Securities (Hong Kong) Co. Limited, which is licensed in Hong Kong by the Securities and Futures Commission for regulated activities, including Type 4 regulated activity (advising on securities). In Hong Kong, this research report may not be redistributed, retransmitted or disclosed, in whole or in part or any form or manner, without the express written