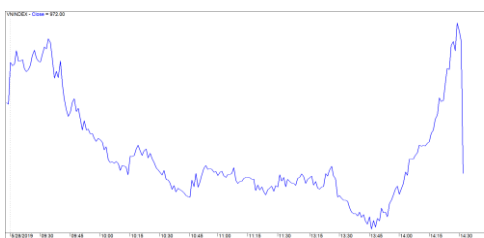


市場走勢 2019/05/28

市場指數	VNI	HNI	UPCOM
收盤	972.00	105.03	55.13
%日	-0.32%	-0.01%	-0.22%
%週	-1.45%	-1.18%	-0.47%
%月	-0.78%	-2.26%	-1.96%
%年	4.32%	-2.18%	7.89%
成交值(十億盾)			
當日	3,416	371	636
日均量/週	3,640	429	505
日均量/月	3,944	437	301
外資進出			
買進	800.98	4.82	16.09
賣出	773.98	14.79	31.44
買賣超	27.00	-9.98	-15.35
市場漲跌家數			
上漲	148	63	192
下跌	144	70	108
持平	92	246	570
市場指標			
P/E	16.82	9.47	16.63
總市值 (兆盾)	3,287	192	932
股息殖利率	4.73%	4.09%	7.69%

資料源: Bloomberg – YSVN

VNINDEX



HNIINDEX



市場走勢

亞洲股市大多股指呈綠漲，上證綜合指數漲 0.61%，日經 225 漲 0.37%，恆生和 KOSPI 也小幅上漲。

市場出現較強的拉鋸戰。雖然午盤逆勢大漲，但這勢頭到 ATC 盤無法持續。VN-Index 收跌 0.32% 至 972 點，而 HNX 指數微跌至 105.03 點，Upcom 指數收於 55.13 點，跌失 0.22%。市場流動性估計達 3.3 兆越盾。

VN30 股類存在分歧，下跌家數占多。其中，VCB，VIC，VHM 大幅波動，而 VJC，PNJ，MWG 持續上漲。值得關意是，外資當天大量交易藍籌股。這可能是 iShare MSCI Frontier Market 100 ETF 基金重組投資組合，且本週五是重組組合的截止日。航空板塊 VJC（3.7%），HVN（3.7%），油氣板塊 PVD（3.8%），PLX（2.1%），PVS（1.2%），以及工業區板塊 KBC（2.5%），LHG（1.8%），ITA（4.1%）等，為顯著增長的行業。另，多支中型股漲幅良好，如：DPR，NKG，CMG，GEX，PVD，ITA，KBC，HT1。

當天外資買超不多，主要是買入 VJC，POW，而 HPG 遭大量拋售。

短線市場觀點

我們預計市場可能會回調至 VN-Index 的 980 點，並在未來數盤會繼續在此價格區間內移動。同時，當市場處於短期超賣狀態時，未來數盤內需求可能會逐漸增加，積極點是，在各股票板塊之間短期現金流出現分歧。因此，短線投資者宜關注每支個股的走勢。此外，投資者心態較為更樂觀，但不明顯，尤其是股票比例持續下降，表明短期策略仍然是重組投資組合。

我們對兩大股指的評價仍維持於短期趨勢下跌，阻力位於 VN-Index 的 990.84 點和 HNX 指數的 107.20 點。因此，我們建議短線投資者可重組其投資組合，並關注每支個股的走勢，尋找短期投資的機會。

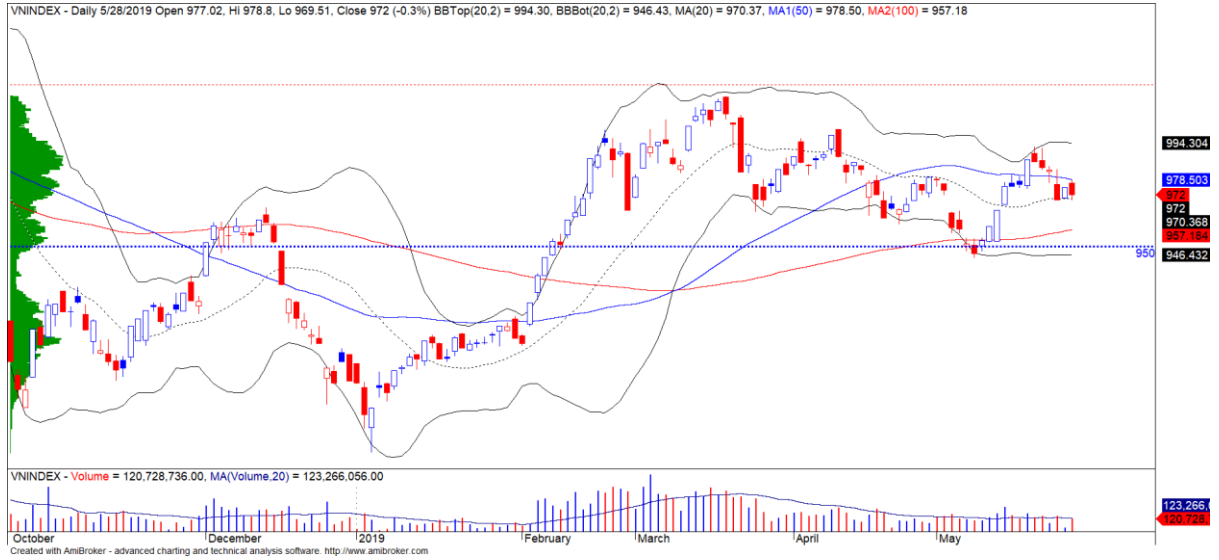
建議短線投資比重：53% 股票 / 47% 現金

(股票趨勢追蹤圖在下一頁內更新)



We Create Fortune

技術分析圖



指數技術分析圖 VN-Index



指數技術分析圖 HNX-Index

指數	短期趨勢	中期趨勢	阻力區 1	阻力區 2	支撐區 1	支撐區 2
VN-Index	下跌	上漲	1,000	1,025	965	953
HNX-Index	下跌	下跌	108	110	105	101
VN30	下跌	上漲	895	935	877	863
VNMidcaps	上漲	上漲	992	1,030	969	963
VNSmallcaps	下跌	上漲	835	845	822	804

We Create **Fortune**
股票趨勢追蹤表

股票	價格	短期趨勢	中期趨勢	短期買進價格	短期止損	暫計短期利潤%	短期訊號	中期買進價格	中期止損	暫計中期獲利%	中期訊號
AAA	17,700	下跌	上漲		18,156			16,850	16,230	5.04%	
ACB	28,900	下跌	下跌		29,635				32,308		
ACV	81,500	上漲	上漲	82,800	80,009	-1.57%		90,000	79,578	-9.44%	
ANV	32,900	上漲	上漲	26,700	30,144	23.22%		30,000	26,633	9.67%	
ASM	7,500	上漲	下跌	7,750	7,436	-3.23%			8,502		
BFC	20,700	上漲	下跌	21,800	20,332	-5.05%			24,091		
BID	32,300	下跌	上漲		33,593			33,400	31,227	-3.29%	
BMP	46,050	下跌	下跌		46,659				51,260		
BSR	13,900	上漲	下跌	14,200	13,571	-2.11%			14,995		
BVH	76,300	上漲	下跌	79,000	74,727	-3.42%			85,113		
BWE	25,650	下跌	上漲		25,657			20,000	24,073	28.25%	
CEO	11,900	上漲	下跌	12,200	11,685	-2.46%			13,256		
CII	23,300	下跌	下跌		24,014				25,491		
CMX	24,000	下跌	上漲		25,121			5,910	21,617	306.09%	
CSM	15,400	上漲	上漲	15,250	14,746	0.98%		14,390	14,225	7.02%	
CTD	113,000	下跌	下跌		118,417				131,020		
CTG	21,000	上漲	上漲	21,350	20,598	-1.64%		22,700	19,639	-7.49%	
CTI	23,350	下跌	上漲		23,735			26,850	23,186	-13.04%	賣出
CTR	29,100	下跌	N/A		29,160				4,413		
CVT	19,300	下跌	下跌		20,588			20,171	19,642	-2.62%	
DCM	8,480	下跌	下跌		8,645				9,161		
DGC	31,200	下跌	下跌		31,951				35,196		
DGW	22,800	上漲	下跌	23,100	22,464	-1.30%			24,255		
DHA	36,100	上漲	上漲	32,250	35,429	11.94%		29,100	32,428	24.05%	
DHC	41,000	上漲	上漲	40,900	39,230	0.24%		35,200	35,540	16.48%	
DHG	115,900	上漲	上漲	115,900	111,777	0.00%		93,000	109,338	24.62%	
DIG	14,000	下跌	下跌		14,610				15,955		
DPG	40,500	上漲	上漲	40,700	38,664	-0.49%		40,018	34,775	1.21%	
DPM	18,250	上漲	下跌	18,150	17,731	0.55%			19,712		
DPR	44,000	上漲	上漲	38,800	39,110	13.40%			40,501		
DQC	18,700	下跌	下跌		20,368				22,527		
DRC	21,850	下跌	下跌	22,000	22,354	1.61%	賣出		23,650		
DXG	18,950	下跌	下跌		19,588				22,180		
EIB	18,000	上漲	上漲	17,800	17,455	1.12%		14,700	16,280	22.45%	

We Create Fortune

FCN	14,400	下跌	上漲		15,178			16,050	13,649	-10.28%	
FMC	28,500	上漲	下跌	28,950	27,778	-1.55%			30,886		
FPT	44,850	上漲	上漲	46,000	44,104	-2.50%		46,000	41,391	-2.50%	
GAS	107,900	下跌	上漲		112,145			101,000	101,898	6.83%	
GEX	22,800	上漲	上漲	22,900	21,903	-0.44%		24,700	21,615	-7.69%	
GIL	32,650	下跌	下跌		34,051				37,019		
GMD	27,100	上漲	下跌	26,350	26,311	2.85%			27,993		
GTN	18,650	上漲	上漲	17,850	17,421	4.48%		15,000	16,369	24.33%	
GVR	12,700	上漲	上漲	12,000	10,978	5.83%					
HAG	5,160	下跌	下跌		5,356				5,935		
HAX	14,100	下跌	下跌		14,320				15,510		
HBC	16,950	上漲	下跌	16,300	16,468	3.99%			18,315		
HCM	24,550	上漲	下跌	26,400	24,462	-7.01%			27,107		
HDB	26,900	上漲	下跌	27,600	25,807	-2.54%			29,828		
HDC	16,550	上漲	下跌	15,700	15,642	5.41%			16,575		
HDG	41,150	上漲	下跌	40,600	38,361	1.35%			43,194		
HNG	15,400	上漲	下跌	15,700	15,086	-1.91%			16,554		
HPG	32,050	下跌	上漲		33,274			33,900	29,983	-5.46%	
HSG	8,440	上漲	上漲	7,700	7,903	9.61%		9,300	6,886	-9.25%	
HT1	16,950	下跌	上漲		17,753			14,800	15,465	14.53%	
HUT	2,900	下跌	下跌		3,383				4,146		
HVN	45,000	上漲	上漲	41,200	41,315	9.22%		39,000	36,722	15.38%	
KBC	14,450	上漲	下跌	14,300	13,740	1.05%			15,013		
KDH	30,950	上漲	下跌	30,900	30,139	0.16%			32,661		
KSB	22,350	下跌	下跌		23,756				26,296		
LCG	9,990	下跌	下跌		10,621				11,817		
LDG	9,110	上漲	下跌	9,560	9,100	-4.71%			11,012		
LHG	19,300	上漲	上漲	19,350	18,403	-0.26%		19,300	18,998	0.00%	買進
LPB	8,100	下跌	下跌		8,475				9,213		
LSS	6,280	上漲	下跌	6,280	6,232	0.00%	買進		6,647		
MBB	21,350	下跌	上漲		21,771			21,850	20,106	-2.29%	
MPC	40,000	下跌	上漲	43,000	40,373	-6.11%	賣出	47,500	39,990	-15.79%	
MSN	87,000	上漲	上漲	88,000	86,956	-1.14%		89,000	80,034	-2.25%	
MSR	17,600	下跌	下跌		18,544				20,813		
MWG	88,200	上漲	上漲	87,000	85,348	1.38%		88,700	86,964	-0.56%	買進
NDN	14,700	上漲	上漲	14,100	14,190	4.26%		13,700	11,838	7.30%	
NKG	6,180	下跌	下跌		6,565				7,578		
NLG	30,750	上漲	上漲	27,650	29,805	11.21%		28,700	27,664	7.14%	
NT2	27,450	下跌	下跌		28,626				29,219		

We Create Fortune

NTL	24,200	上漲	上漲	19,500	23,214	24.10%		10,450	19,624	131.58%	
NVL	58,500	上漲	下跌	58,100	57,570	0.69%			62,332		
OIL	12,700	上漲	下跌	13,300	12,545	-4.51%			14,394		
PAC	37,200	上漲	下跌	38,000	36,036	-2.11%			39,387		
PC1	23,750	上漲	下跌	23,950	23,084	-0.84%			25,195		
PDR	24,700	上漲	上漲	24,100	23,934	2.49%		29,000	22,026	-14.83%	
PHR	62,000	上漲	上漲	52,000	56,501	19.23%		24,000	46,883	158.33%	
PLX	67,400	上漲	上漲	61,400	63,807	9.77%		62,400	57,196	8.01%	
PNJ	108,300	上漲	上漲	108,000	104,771	0.28%		104,000	93,362	4.13%	
POW	16,000	上漲	上漲	15,200	15,020	5.26%		15,700	15,625	1.91%	買進
PVT	17,000	上漲	下跌	16,950	16,394	0.29%			17,615		
PPC	27,600	上漲	上漲	27,200	26,469	1.47%		19,700	24,073	40.10%	
PTB	66,600	上漲	上漲	66,100	63,577	0.76%		64,000	56,935	4.06%	
PVB	19,400	上漲	上漲	20,100	18,902	-3.48%		20,100	16,786	-3.48%	
PVD	20,300	下跌	上漲		20,915			18,500	17,783	9.73%	
PVI	37,100	下跌	上漲		39,447			33,000	35,916	12.42%	
PVS	24,400	上漲	上漲	22,000	23,476	10.91%		21,100	20,660	15.64%	
PXS	5,050	下跌	上漲		5,385			4,850	4,262	4.12%	
QNS	31,200	下跌	下跌		33,017			41,500	36,726	-11.50%	賣出
REE	32,450	下跌	上漲	32,100	32,520	1.31%	賣出	33,325	31,114	-2.63%	
SAB	260,000	上漲	上漲	253,000	250,134	2.77%		245,000	230,068	6.12%	
SAM	7,520	下跌	上漲		7,555			7,400	7,052	1.62%	
SCR	7,100	上漲	下跌	7,250	7,086	-2.07%			7,650		
SHI	8,290	下跌	上漲		8,555			6,990	7,261	18.60%	
SJS	17,900	上漲	下跌	18,300	16,721	-2.19%			19,930		
SKG	14,000	上漲	下跌	13,950	13,636	0.36%			14,892		
SSI	25,200	上漲	下跌	26,100	25,154	-3.45%			27,560		
STB	11,800	上漲	上漲	12,350	11,662	-4.45%		13,000	11,486	-9.23%	
TCB	23,100	下跌	下跌		24,088				N/A		
TCM	29,200	上漲	下跌	30,400	27,388	-3.95%			33,791		
TDH	11,900	上漲	上漲	11,700	11,330	1.71%		11,650	10,730	2.15%	
TLH	5,050	下跌	上漲		5,242			5,390	4,797	-6.31%	
TNG	24,300	上漲	上漲	22,400	21,944	8.48%		12,000	19,317	102.50%	
VCB	67,400	上漲	上漲	67,800	66,047	-0.59%		62,000	62,992	8.71%	
VCG	26,600	下跌	上漲		27,382			19,200	23,906	38.54%	
VCS	64,800	上漲	下跌	64,800	64,129	0.00%	買進		71,706		
VGC	#N/A	#N/A	#N/A	20,000	#N/A	#N/A			33,168		
VGT	11,900	上漲	下跌	12,000	11,274	-0.83%			13,091		
VHC	96,000	上漲	下跌	93,700	90,491	2.45%			98,373		

We Create Fortune

VHM	83,500	下跌	上漲		87,651			80,000	82,630	4.38%	
VIB	18,100	下跌	上漲		18,622			19,700	17,387	-8.12%	
VIC	114,000	上漲	上漲	113,000	113,329	0.88%		112,000	108,251	1.79%	
VIP	5,730	下跌	下跌		5,992				6,297		
VJC	125,000	上漲	上漲	114,400	117,593	9.27%			121,423		
VND	16,200	上漲	下跌	16,250	16,014	-0.31%			17,819		
VNG	21,400	下跌	下跌		22,000				23,055		
VNM	132,000	下跌	下跌		136,675				139,488		
VPB	18,500	上漲	下跌	19,000	18,466	-2.63%			20,574		
VPI	40,500	下跌	下跌		41,947				43,124		
VRC	16,750	上漲	下跌	17,000	16,568	-1.47%			18,678		
VRE	34,600	上漲	上漲	36,000	34,582	-3.89%		35,000	30,770	-1.14%	
VSC	37,950	上漲	下跌	37,450	36,937	1.34%			40,353		

LARGECAPS 大型股票趨勢追蹤表

股票	價格	短期趨勢	中期趨勢	短期買進價格	短期止損	暫計短期利潤%	短期訊號	中期買進價格	中期止損	暫計中期獲利%	中期訊號
ACB	28,900	下跌	下跌		29,635				32,308		
BID	32,300	下跌	上漲		33,593			33,400	31,227	-3.29%	
BSR	13,900	上漲	下跌	14,200	13,571	-2.11%			14,995		
BVH	76,300	上漲	下跌	79,000	74,727	-3.42%			85,113		
CTG	21,000	上漲	上漲	21,350	20,598	-1.64%		22,700	19,639	-7.49%	
EIB	18,000	上漲	上漲	17,800	17,455	1.12%		14,700	16,280	22.45%	
FPT	44,850	上漲	上漲	40,997	44,104	9.40%		40,997	41,391	9.40%	
GAS	107,900	下跌	上漲		112,145			99,026	101,898	8.96%	
HDB	26,900	上漲	下跌	27,600	25,807	-2.54%			29,828		
HNG	15,400	上漲	下跌	15,700	15,086	-1.91%			16,554		
HPG	32,050	下跌	上漲		33,274			33,900	29,983	-5.46%	
HVN	45,000	上漲	上漲	41,200	41,315	9.22%		39,000	36,722	15.38%	
KDH	30,950	上漲	下跌	30,900	30,139	0.16%			32,661		
MBB	21,350	下跌	上漲		21,771			21,271	20,106	0.37%	
MSN	87,000	上漲	上漲	88,000	86,956	-1.14%		89,000	80,034	-2.25%	
MWG	88,200	上漲	上漲	85,525	85,348	3.13%		88,700	86,964	-0.56%	買進
NVL	58,500	上漲	下跌	58,100	57,570	0.69%			62,332		
OIL	12,700	上漲	下跌	13,300	12,545	-4.51%			14,394		
PLX	67,400	上漲	N/A	61,400	63,807	9.77%		62,400	57,196	8.01%	
PNJ	108,300	上漲	上漲	107,800	104,771	0.46%		103,807	93,362	4.33%	

We Create Fortune

POW	16,000	上漲	上漲	15,200	15,020	5.26%		15,700	15,625	1.91%	買進
PVS	24,400	上漲	上漲	22,000	23,476	10.91%		21,100	20,660	15.64%	
QNS	31,200	下跌	下跌		33,017				36,726		
REE	32,450	下跌	上漲	32,100	32,520	1.31%	賣出	33,325	31,114	-2.63%	
ROS	30,400	下跌	上漲		32,640			34,800	27,327	-12.64%	
SSI	25,200	上漲	下跌	26,100	25,154	-3.45%			27,560		
STB	11,800	上漲	上漲	12,350	11,662	-4.45%		13,000	11,486	-9.23%	
TCB	23,100	下跌	下跌		24,088				25,683		
TPB	23,750	上漲	下跌	22,500	23,190	5.56%			N/A		
VCB	67,400	上漲	上漲	67,800	66,047	-0.59%		62,000	62,992	8.71%	
VCG	26,600	下跌	上漲		27,382			18,441	23,906	44.24%	
VEA	51,900	上漲	下跌	50,000	49,599	3.80%			N/A		
VGI	29,200	上漲	下跌	25,200	25,221	15.87%			N/A		
VHM	83,500	下跌	上漲		87,651			80,000	82,630	4.38%	
VIB	18,100	下跌	上漲		18,622			19,700	17,387	-8.12%	
VIC	114,000	上漲	上漲	113,000	113,329	0.88%		112,000	108,251	1.79%	
VJC	125,000	上漲	上漲	114,400	117,593	9.27%			121,423		
VNM	132,000	下跌	下跌		136,675				139,488		
VPB	18,500	上漲	下跌	19,000	18,466	-2.63%			20,574		
VRE	34,600	上漲	上漲	34,967	34,582	-1.05%		33,996	30,770	1.78%	

MIDCAPS 中型股票趨勢追蹤表

股票	價格	短期趨勢	中期趨勢	短期買進價格	短期止損	暫計短期利潤%	短期訊號	中期買進價格	中期止損	暫計中期獲利%	中期訊號
AAA	17,700	下跌	上漲		18,156			16,850	16,230	5.04%	
ANV	32,900	上漲	上漲	25,548	30,144	28.78%		30,000	26,633	9.67%	
ASM	7,500	上漲	下跌	7,750	7,436	-3.23%			8,502		
BMP	46,050	下跌	下跌		46,659				51,260		
BWE	25,650	下跌	上漲		25,657			19,440	24,073	31.94%	
C4G	9,700	下跌	#N/A		10,639				#N/A		
CEO	11,900	上漲	下跌	12,200	11,685	-2.46%			13,256		
CII	23,300	下跌	下跌		24,014				25,491		
CRE	25,650	下跌	#N/A		25,951				#N/A		
CTI	23,350	下跌	上漲		23,735				23,186		
CTR	29,100	下跌	#N/A		29,160				#N/A		
DCM	8,480	下跌	下跌		8,645				9,161		
DHC	41,000	上漲	上漲	40,900	39,230	0.24%		35,200	35,540	16.48%	

We Create Fortune

DIG	14,000	下跌	下跌		14,610				15,955		
DPM	18,250	上漲	下跌	18,150	17,731	0.55%			19,712		
DRC	21,850	下跌	下跌	22,000	22,354	1.61%	賣出		23,650		
DXG	18,950	下跌	下跌		19,588				22,180		
E1VFN30	14,810	上漲	下跌	14,940	14,620	-0.87%			15,587		
FCN	14,400	下跌	上漲		15,178			16,050	13,649	-10.28%	
FLC	4,540	下跌	下跌		4,726				5,140		
FTM	24,900	上漲	上漲	15,400	22,756	61.69%		16,250	20,397	53.23%	
GEG	22,800	下跌	上漲		24,205			12,900	21,149	76.74%	
GEX	22,800	上漲	上漲	22,900	21,903	-0.44%		24,700	21,615	-7.69%	
GMD	27,100	上漲	下跌	26,350	26,311	2.85%			27,993		
GTN	18,650	上漲	上漲	17,850	17,421	4.48%		15,000	16,369	24.33%	
GVR	12,700	上漲	#N/A	12,000	10,978	5.83%			#N/A		
HAG	5,160	下跌	下跌		5,356				5,935		
HBC	16,950	上漲	下跌	16,300	16,468	3.99%			18,315		
HCM	24,550	上漲	下跌	24,559	24,462	-0.04%			27,107		
HDG	41,150	上漲	下跌	40,600	38,361	1.35%			43,194		
HPX	26,250	下跌	#N/A		26,808				#N/A		
HSG	8,440	上漲	上漲	7,700	7,903	9.61%		8,452	6,886	-0.15%	
HT1	16,950	下跌	上漲		17,753			14,800	15,465	14.53%	
IBC	24,000	上漲	上漲	24,500	23,745	-2.04%		24,900	22,220	-3.61%	
IDI	8,140	上漲	上漲	8,410	7,952	-3.21%		9,150	7,253	-11.04%	
IJC	10,250	上漲	下跌	10,600	9,995	-3.30%			11,501		
ITA	3,280	上漲	上漲	3,190	2,980	2.82%		3,200	2,747	2.50%	
KBC	14,450	上漲	下跌	14,300	13,740	1.05%			15,013		
KSB	22,350	下跌	下跌		23,756				26,296		
LDG	9,110	上漲	下跌	9,560	9,100	-4.71%			11,012		
LPB	8,100	下跌	下跌		8,475				9,213		
MBS	15,800	上漲	#N/A	15,800	15,400	0.00%		16,000	#N/A	#N/A	
MPC	40,000	下跌	上漲	43,000	40,373	-6.11%	賣出	42,741	39,990	-6.41%	
NBB	21,900	上漲	上漲	19,300	20,109	13.47%		21,500	20,822	1.86%	買進
NKG	6,180	下跌	下跌		6,565				7,578		
NLG	30,750	上漲	上漲	27,650	29,805	11.21%		28,700	27,664	7.14%	
NT2	27,450	下跌	下跌		28,626				29,219		
NTC	#####	上漲	#N/A	112,000	129,920	26.25%		120,000	#N/A	#N/A	
NTL	24,200	上漲	上漲	18,346	23,214	31.91%		9,331	19,624	159.34%	
NVB	8,500	下跌	下跌		9,047				9,493		
OGC	4,400	上漲	下跌	4,420	4,230	-0.45%			4,794		

We Create Fortune

PC1	23,750	上漲	下跌	23,950	23,084	-0.84%		25,195		
PDR	24,700	上漲	上漲	24,100	23,934	2.49%	23,595	22,026	4.68%	
PHR	62,000	上漲	上漲	52,000	56,501	19.23%	22,864	46,883	171.17%	
PPC	27,600	上漲	上漲	26,065	26,469	5.89%	17,422	24,073	58.42%	
PTB	66,600	上漲	上漲	62,774	63,577	6.09%	60,780	56,935	9.58%	
PVD	20,300	下跌	上漲		20,915		18,500	17,783	9.73%	
PVI	37,100	下跌	上漲		39,447		31,325	35,916	18.44%	
PVT	17,000	上漲	下跌	16,950	16,394	0.29%		17,615		
QCG	5,140	上漲	上漲	5,400	4,954	-4.81%	5,910	4,638	-13.03%	
SAM	7,520	下跌	上漲		7,555		7,400	7,052	1.62%	
SBT	18,000	上漲	下跌	18,300	17,654	-1.64%		19,311		
SCR	7,100	上漲	下跌	7,250	7,086	-2.07%		7,650		
SHB	7,100	下跌	下跌		7,524			8,127		
SHS	11,600	下跌	上漲		12,113		12,100	10,571	-4.13%	
SJS	17,900	上漲	下跌	18,300	16,721	-2.19%		19,930		
STK	25,200	上漲	上漲	23,700	23,637	6.33%	17,000	19,784	48.24%	
SZC	19,750	上漲	#N/A	16,750	17,225	17.91%		#N/A		
TCH	21,000	下跌	上漲		21,661		21,000	20,591	0.00%	
TCM	29,200	上漲	下跌	30,400	27,388	-3.95%		33,791		
TNG	24,300	上漲	上漲	22,400	21,944	8.48%	12,000	19,317	102.50%	
TTB	24,500	上漲	上漲	24,100	23,168	1.66%	23,700	22,094	3.38%	
VCI	30,500	下跌	下跌		32,145			37,082		
VGT	11,900	上漲	#N/A	12,000	11,274	-0.83%		#N/A		
VHC	96,000	上漲	下跌	91,681	90,491	4.71%		98,373		
VND	16,200	上漲	下跌	16,250	16,014	-0.31%		17,819		
VNG	21,400	下跌	下跌		22,000			23,055		
VPI	40,500	下跌	下跌		41,947			42,859		

SMALLCAPS 小型股票趨勢追蹤表

股票	價格	短期趨勢	中期趨勢	短期買進價格	短期止損	暫計短期利潤%	短期訊號	中期買進價格	中期止損	暫計中期獲利%	中期訊號
AAV	10,000	下跌	#N/A		10,731			16,850	#N/A	#N/A	
AGR	3,640	下跌	上漲		3,863			3,990	3,542	-8.77%	
AMD	1,800	下跌	下跌		1,901				2,319		
APG	7,800	下跌	下跌		8,107				9,066		
ART	2,600	下跌	下跌		2,991				3,618		
BCC	8,600	上漲	上漲	9,000	8,576	-4.44%		7,700	7,657	11.69%	

We Create Fortune

BCG	6,010	下跌	上漲		6,357			6,390	5,406	-5.95%	
C69	10,300	上漲	上漲	8,800	10,112	17.05%		5,300	7,061	94.34%	
CCL	4,080	上漲	上漲	3,550	3,927	14.93%		3,460	3,576	17.92%	
CRC	15,000	下跌	下跌		16,589				19,699		
CVT	19,300	下跌	下跌		20,588			20,171	19,642	-2.62%	
DAG	6,660	下跌	下跌		6,934				7,491		
DAH	8,400	下跌	上漲		8,609			4,664	7,307	80.10%	
DGW	22,800	上漲	下跌	23,100	22,464	-1.30%			24,255		
DLG	1,380	下跌	下跌		1,520			1,730	1,395	-19.35%	
DRH	6,660	下跌	下跌		7,428				8,695		
DTD	14,200	上漲	上漲	10,400	12,432	36.54%		12,900	9,972	10.08%	
EVG	2,740	下跌	下跌		2,920				3,023		
FIT	3,450	上漲	上漲	3,310	3,012	4.23%		3,640	2,853	-5.22%	
GKM	15,000	下跌	上漲	15,600	15,025	-3.68%	賣出	11,425	14,952	31.29%	
HAH	13,800	上漲	下跌	13,800	13,231	0.00%			14,212		
HAI	1,650	下跌	下跌		1,710				2,014		
HAP	4,340	上漲	上漲	4,060	4,224	6.90%		3,670	3,579	18.26%	
HAR	4,200	上漲	上漲	3,250	3,515	29.23%		3,710	3,568	13.21%	
HCD	4,070	下跌	下跌		4,429				5,038		
HDA	11,000	下跌	上漲		11,481			10,400	10,481	5.77%	
HDC	16,550	上漲	下跌	15,700	15,642	5.41%			16,575		
HHP	17,400	下跌	#N/A	16,400	17,941	9.40%	賣出		#N/A		
HHS	3,590	下跌	下跌		3,754				4,056		
HII	13,450	上漲	下跌	13,450	13,397	0.00%	買進		15,093		
HQC	1,390	下跌	下跌		1,440				1,542		
HSL	10,000	上漲	下跌	9,600	9,737	4.17%			11,235		
HUT	2,900	下跌	下跌		3,383				4,146		
HVG	3,820	下跌	下跌		4,517				5,973		
HVH	27,000	下跌	#N/A		27,161				#N/A		
JVC	3,090	下跌	上漲		3,222			3,280	2,981	-5.79%	
KLF	1,600	下跌	下跌		1,843				2,006		
KMR	3,450	上漲	上漲	3,450	3,340	0.00%	買進	3,680	2,649	-6.25%	
LCG	9,990	下跌	下跌		10,621				11,817		
LGL	9,350	下跌	上漲		10,057			7,113	8,529	31.45%	
LHG	19,300	上漲	上漲	17,862	18,403	8.05%		19,300	18,998	0.00%	買進
LMH	13,300	上漲	#N/A	12,400	12,483	7.26%			#N/A		
MST	3,700	下跌	下跌		4,457				5,089		
NDN	14,700	上漲	上漲	14,100	14,190	4.26%		13,104	11,838	12.18%	
PHC	13,250	上漲	上漲	13,800	12,959	-3.99%		14,450	12,650	-8.30%	



We Create Fortune

PVB	19,400	上漲	上漲	20,100	18,902	-3.48%		20,100	16,786	-3.48%	
PVC	7,300	上漲	上漲	7,400	7,020	-1.35%		7,100	6,199	2.82%	
PXL	6,900	上漲	下跌	6,400	6,111	7.81%			7,604		
PXS	5,050	下跌	上漲		5,385			4,850	4,262	4.12%	
QBS	3,440	上漲	下跌	3,350	3,163	2.69%			3,619		
SFG	17,000	上漲	上漲	15,550	16,381	9.32%		11,494	13,188	47.90%	
SHI	8,290	下跌	上漲		8,555			6,233	7,261	33.01%	
SJF	3,650	下跌	下跌		3,980				5,369		
SKG	14,000	上漲	下跌	13,950	13,636	0.36%			14,892		
TDH	11,900	上漲	上漲	11,700	11,330	1.71%		11,650	10,730	2.15%	
TIG	3,700	下跌	上漲		3,711			3,200	3,029	15.63%	
TLD	5,800	下跌	下跌	6,020	5,849	-2.84%	賣出		6,758		
TLH	5,050	下跌	上漲		5,242			5,850	4,797	-13.68%	
TNI	10,750	下跌	下跌		11,011				12,167		
TTF	3,480	上漲	上漲	3,690	3,323	-5.69%		3,990	3,028	-12.78%	
TTH	4,400	下跌	上漲		4,732			5,273	4,217	-16.55%	
TVB	18,200	下跌	下跌		19,210				20,422		
TVC	13,100	上漲	上漲	13,700	12,791	-4.38%		9,400	12,451	39.36%	
VC3	23,200	上漲	上漲	23,100	22,538	0.43%		22,000	21,070	5.45%	
VCR	22,200	上漲	上漲	13,300	19,605	66.92%		3,900	11,317	469.23%	
VNE	4,110	下跌	上漲		4,290			4,650	3,958	-11.61%	
VPG	22,600	上漲	上漲	17,583	21,270	28.53%		20,456	16,505	10.48%	
VRC	16,750	上漲	下跌	17,000	16,568	-1.47%			18,678		
YBM	10,550	下跌	下跌		11,540				13,685		



We Create Fortune

胡志明市交易所 (HSX)

	收盤	漲跌%
VNI	972	-0.32%
VN30	885.27	-0.44%
VN Mid	983.82	0.38%
VN Small	820	0.16%

河內交易所 (HSX)

	收盤	漲跌%
HNI	105.03	-0.01%
HN30	193.81	0.03%
VNX AllSh	861.25	-0.41%

UPCOM 市場 (UPCoM)

	收盤	漲跌%
UPCoM	55.13	-0.22%

外資交易	成交值(十億盾)	
買進	800.98	
賣出	773.98	
買超/賣超	27	

外資交易	成交值(十億盾)	
買進	4.82	
賣出	14.79	
買超/賣超	-9.98	

外資交易	成交值(十億盾)	
買進	16.09	
賣出	31.44	
買超/賣超	-15.35	

上漲排名/股碼	漲跌(VND)	漲跌%
DCL	1200	6.94%
SRC	1800	6.90%
SZL	2800	6.90%
TIP	1400	6.90%
DPR	2700	6.54%

上漲排名/股碼	漲跌(VND)	漲跌%
TNG	900	3.85%
L14	1300	2.92%
VCS	1700	2.69%
DNP	300	2.00%
PVS	300	1.24%

上漲排名/股碼	漲跌(VND)	漲跌%
DRI	900	12.86%
GVR	1200	10.43%
CTR	1700	6.20%
VGI	1700	6.18%
SDI	3400	4.84%

下跌排名/股碼	漲跌(VND)	漲跌%
HVG	-130	-3.29%
TIX	-1000	-3.23%
FRT	-1500	-2.90%
DRC	-550	-2.46%
EIB	-400	-2.17%

下跌排名/股碼	漲跌(VND)	漲跌%
HUT	-200	-6.45%
NDN	-500	-3.29%
VCR	-600	-2.63%
VCG	-300	-1.12%
PVI	-400	-1.07%

下跌排名/股碼	漲跌(VND)	漲跌%
MPC	-1700	-4.08%
C4G	-200	-2.02%
EVF	-100	-1.61%
QNS	-300	-0.95%
GEG	-200	-0.87%

*備註：市值>5,000 億盾；成交值>15 億盾

市值排名/股碼	十億盾	
VIC	394,443	
VHM	282,699	
VCB	249,978	
VNM	233,346	
GAS	206,132	

市值排名/股碼	十億盾	
ACB	36,168	
VCG	11,882	
PVS	11,519	
VCS	9,894	
PVI	8,667	

市值排名/股碼	十億盾	
ACV	177,193	
VEA	68,926	
VGI	61,761	
MCH	59,773	
GVR	46,124	

交易量排名/股碼	成交值	30 日均
ITA	10,026,490	3,501,822
EIB	8,190,450	2,685,551
HSG	8,076,420	3,233,533
POW	6,265,080	2,470,138
ROS	5,405,850	10,855,317

交易量排名/股碼	成交值	30 日均
VGS	4,977,800	19,443
SHB	2,751,465	4,052,067
PVS	2,503,733	4,228,667
HUT	2,113,031	1,362,352
TNG	1,831,973	942,658

交易量排名/股碼	成交值	30 日均
HHA	2,652,788	8,768
BSR	2,253,575	2,193,755
CTR	1,726,589	245,416
VGI	1,437,113	607,527
EVF	1,266,891	470,541

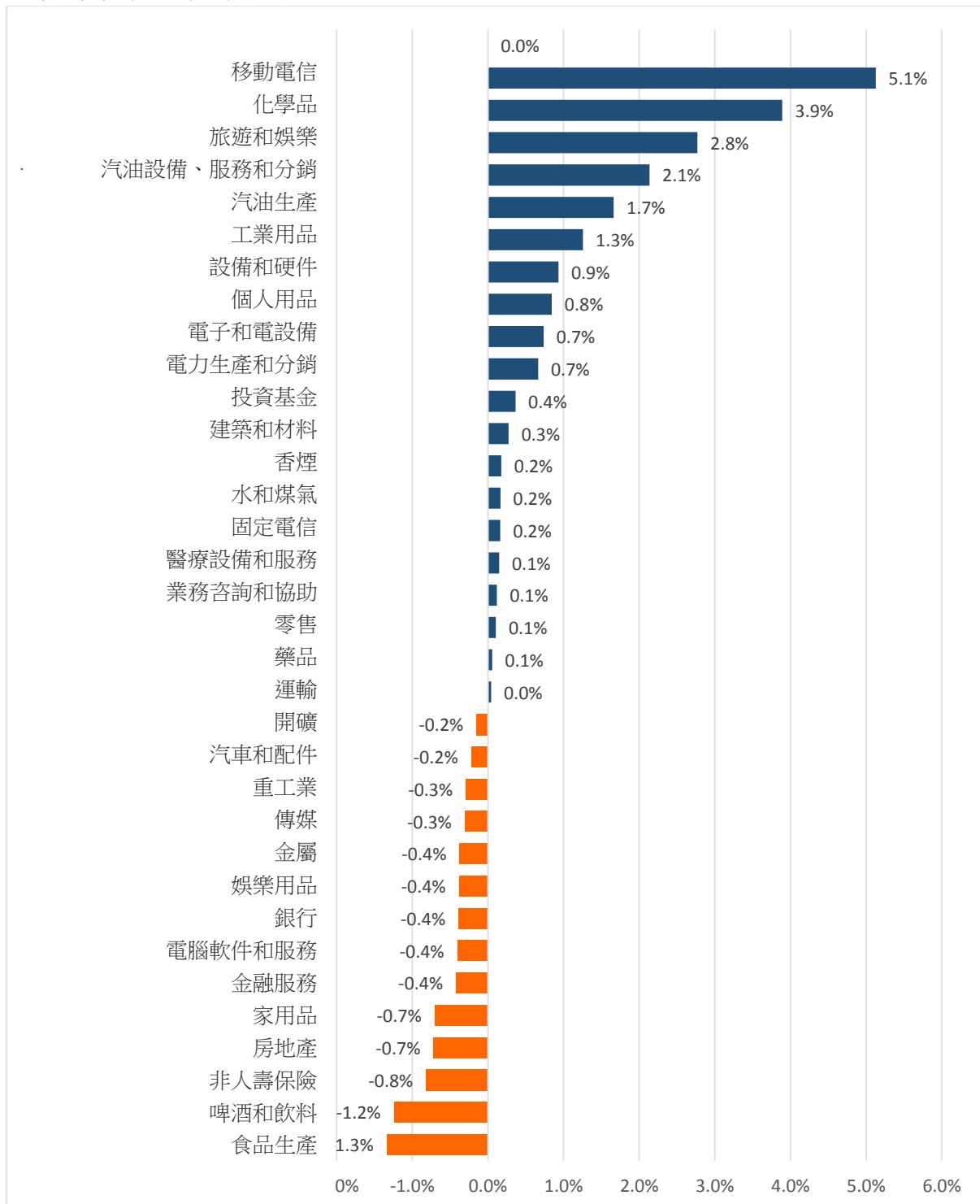
資料源: Bloomberg & Yuanta Research

資料源: Bloomberg & Yuanta Research

資料源: Bloomberg & Yuanta Research

We Create Fortune

各行業板塊的交易走勢



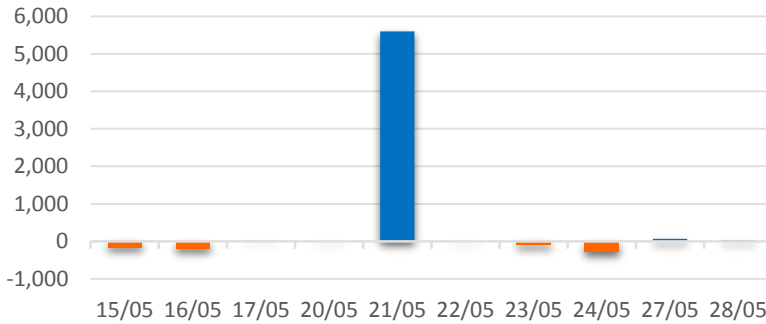
資料源: FiinPro – YSVN



We Create Fortune

外資買進賣統計

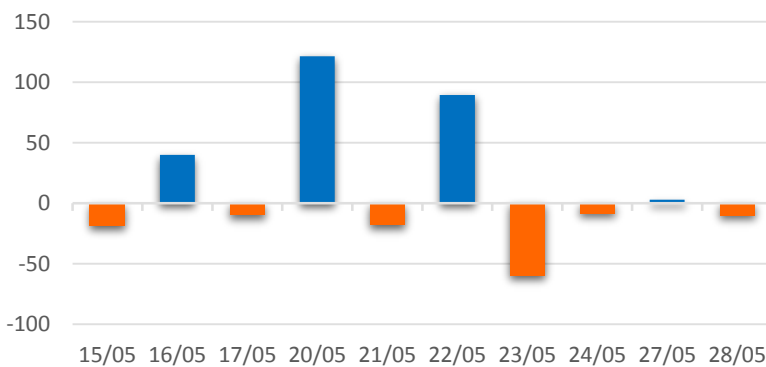
HSX 外資每日買/賣超



證券代碼	買超金額 (百萬盾)	證券代碼	賣超金額 (百萬盾)
VJC	100,326	HPG	39,588
POW	28,567	VRE	33,375
PLX	23,414	VNM	28,955
E1VFN30	15,248	VHM	24,790
GEX	10,517	VIC	23,145

HSX 外資買/賣 超的前 5 名

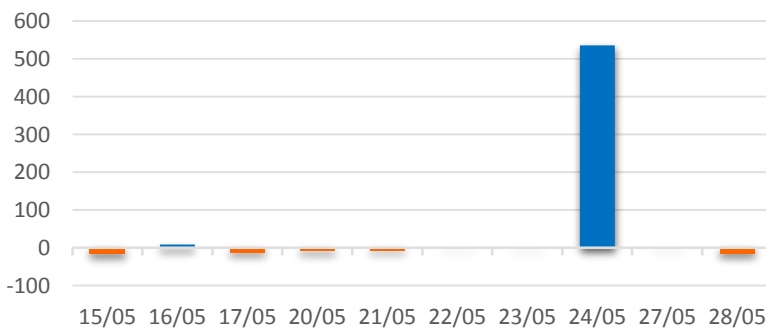
HNX 外資每日買/賣超



證券代碼	買超金額 (百萬盾)	證券代碼	賣超金額 (百萬盾)
SHB	1,492	NTP	9,007
SHS	280	PVS	805
ART	104	HAD	663
TIG	77	BCC	531
BTW	51	WCS	378

HNX 外資買/賣 超的前 5 名

UPCOM 外資每日買/賣超



證券代碼	買超金額 (百萬盾)	證券代碼	賣超金額 (百萬盾)
GEG	3,475	CTR	17,703
BSR	2,002	LPB	2,885
VGI	1,866	ACV	899
FOC	902	OIL	792
BCM	227	VEA	769

UPCOM 外資買/賣 超的前 5 名



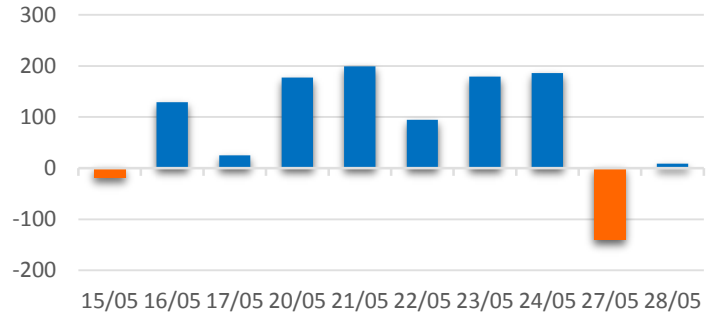
We Create **Fortune**

自營進出統計

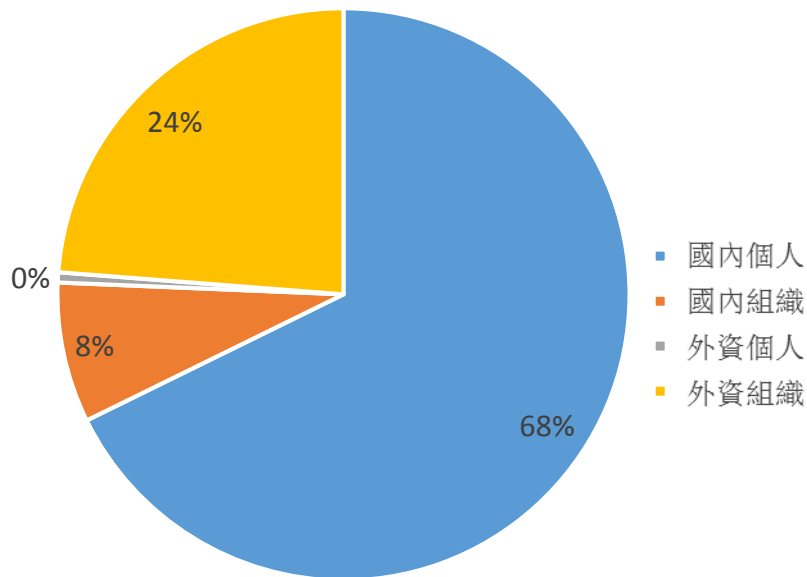
證券代碼	買超金額 (百萬盾)	證券代碼	賣超金額 (百萬盾)
VHM	15,890	VHM	1,871
VIC	2,081	VIC	0
VHM	15,890	E1VFN30	20,738
VNM	2,734	TCB	5,567
TCB	1,732	VPB	5,973

券商自營交易最大前名

券商自營交易每日買/賣超 (bil. VND)



越南證券市場投資人類別統計

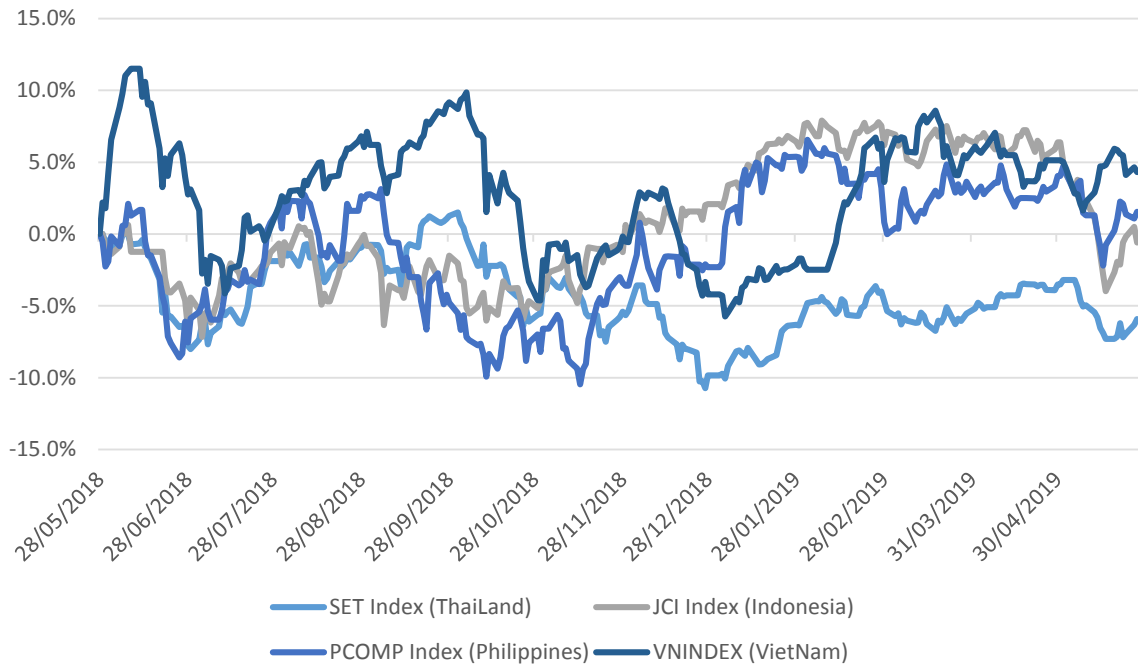


資料源: FiiPro – YSVN



We Create Fortune

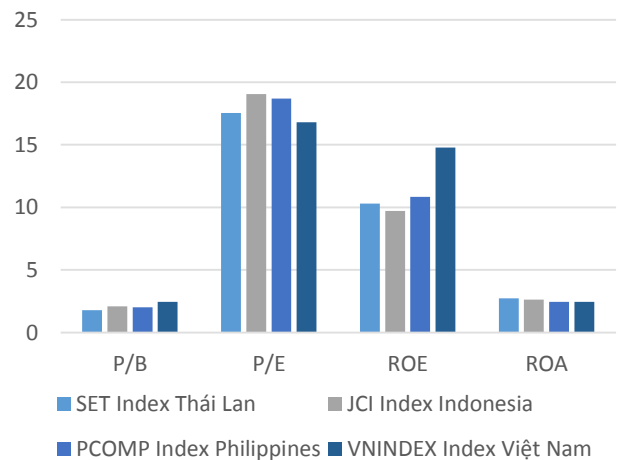
東南亞主要市場走勢比較



東南亞主要市場數據

		Thailand	Indonesia	Philippines	Vietnam
P/B		1.8x	2.1x	2.0x	2.4x
P/E		17.5x	19.1x	18.7x	16.8x
ROE	%	10.30	9.72	10.84	14.79
ROA	%	2.73	2.63	2.44	2.45
指數市值	Bil. USD	1.8x	2.1x	2.0x	2.4x
日成交	Mil. USD	17.5x	19.1x	18.7x	16.8x
股息殖利率	%	10.30	9.72	10.84	14.79

BloomBerg & YSVN





We Create **Fortune**

元大證券（越南）股份公司

個人客戶分析部

Nguyễn Thế Minh

研究分析經理

+84 28 3622 6868 ext 3826

minh.nguyen@yuantan.com.vn

Quách Đức Khánh

高級分析專員

+84 28 3622 6868 ext 3833

khanh.quach@yuantan.com.vn

Nguyễn Trịnh Ngọc Hồng

分析專員

+84 28 3622 6868 ext 3832

hong.nguyen@yuantan.com.vn

Phạm Tân Phát 高級

分析專員

+84 28 3622 6868 ext 3830

phat.pham@yuantan.com.vn

個人客戶業務部

Nguyễn Thanh Tùng

總公司業務經理

+84 28 3622 6868 ext 3609

tung.nguyen@yuantan.com.vn

Chung Kim Hoa

華人客戶部經理

+84 28 3622 6868 ext 3828

hoa.chung@yuantan.com.vn

Phù Vĩnh Quế

堤岸分行經理

+84 28 3622 6868

que.phu@yuantan.com.vn

Nguyễn Việt Quang

河內分行經理

+84 28 3622 6868 ext 3404

quang.nguyen@yuantan.com.vn

Võ Thị Thu Thủy

平陽分行經理

+84 28 3622 6868 ext 3505

thuy.vo@yuantan.com.vn

Bùi Quốc Phong

同奈分行經理

+84 28 3622 6868

phong.bui@yuantan.com.vn

Nguyễn Đức Hoàn

河內南部營業中心經理

+84 28 3622 6868 ext 3409

hoan.nguyen@yuantan.com.vn



We Create **Fortune**

Appendix A: Important Disclosures

Analyst Certification

Each research analyst primarily responsible for the content of this research report, in whole or in part, certifies that with respect to each security or issuer that the analyst covered in this report: (1) all of the views expressed accurately reflect his or her personal views about those securities or issuers; and (2) no part of his or her compensation was, is, or will be, directly or indirectly, related to the specific recommendations or views expressed by that research analyst in the research report.

Ratings Definitions

BUY: We have a positive outlook on the stock based on our expected absolute or relative return over the investment period. Our thesis is based on our analysis of the company's outlook, financial performance, catalysts, valuation and risk profile. We recommend investors add to their position.

HOLD-Outperform: In our view, the stock's fundamentals are relatively more attractive than peers at the current price. Our thesis is based on our analysis of the company's outlook, financial performance, catalysts, valuation and risk profile.

HOLD-Underperform: In our view, the stock's fundamentals are relatively less attractive than peers at the current price. Our thesis is based on our analysis of the company's outlook, financial performance, catalysts, valuation and risk profile.

SELL: We have a negative outlook on the stock based on our expected absolute or relative return over the investment period. Our thesis is based on our analysis of the company's outlook, financial performance, catalysts, valuation and risk profile. We recommend investors reduce their position.

Under Review: We actively follow the company, although our estimates, rating and target price are under review.

Restricted: The rating and target price have been suspended temporarily to comply with applicable regulations and/or Yuanta policies.

Note: Yuanta research coverage with a Target Price is based on an investment period of 12 months. Greater China Discovery Series coverage does not have a formal 12 month Target Price and the recommendation is based on an investment period specified by the analyst in the report.

Global Disclaimer

© 2018 Yuanta. All rights reserved. The information in this report has been compiled from sources we believe to be reliable, but we do not hold ourselves responsible for its completeness or accuracy. It is not an offer to sell or solicitation of an offer to buy any securities. All opinions and estimates included in this report constitute our judgment as of this date and are subject to change without notice.

This report provides general information only. Neither the information nor any opinion expressed herein constitutes an offer or invitation to make an offer to buy or sell securities or other investments. This material is prepared for general circulation to clients and is not intended to provide tailored investment advice and does not take into account the individual financial situation and objectives of any specific person who may receive this report. Investors should seek financial advice regarding the appropriateness of investing in any securities, investments or investment strategies discussed or recommended in this report. The information contained in this report has been compiled from sources believed to be reliable but no representation or warranty, express or implied, is made as to its accuracy, completeness or correctness. This report is not (and should not be construed as) a solicitation to act as securities broker or dealer in any jurisdiction by any person or company that is not legally permitted to carry on such business in that jurisdiction.

Yuanta research is distributed in the United States only to Major U.S. Institutional Investors (as defined in Rule 15a-6 under the Securities Exchange Act of 1934, as amended and SEC staff interpretations thereof). All transactions by a US person in the securities mentioned in this report must be effected through a registered broker-dealer under Section 15 of the Securities Exchange Act of 1934, as amended. Yuanta research is distributed in Taiwan by Yuanta Securities Investment Consulting. Yuanta research is distributed in Hong Kong by Yuanta Securities (Hong Kong) Co. Limited, which is licensed in Hong Kong by the Securities and Futures Commission for regulated activities, including Type 4 regulated activity (advising on securities). In Hong Kong, this research report may not be redistributed, retransmitted or disclosed, in whole or in part or any form or manner, without the express written