

市場走勢 2019/05/29

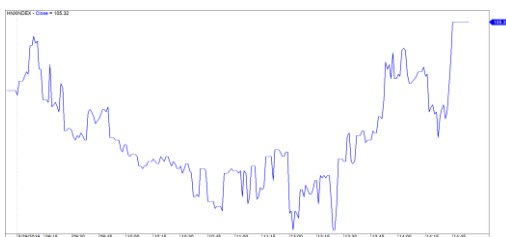
市場指數	VNI	HNI	UPCOM
收盤	971.54	105.32	55.07
%日	-0.32%	-0.01%	-0.22%
%週	-1.45%	-1.18%	-0.47%
%月	-0.78%	-2.26%	-1.96%
%年	4.32%	-2.18%	7.89%
成交值(十億盾)			
當日	3,331	308	304
日均量/週	3,640	429	505
日均量/月	3,944	437	301
外資進出			
買進	585.82	2.66	32.05
賣出	448.49	2.04	35.87
買賣超	137.33	0.62	-3.82
市場漲跌家數			
上漲	135	69	214
下跌	163	65	106
持平	86	241	558
市場指標			
P/E	16.75	9.35	16.91
總市值 (兆盾)	3,276	190	938
股息殖利率	4.73%	4.08%	7.90%

資料源: Bloomberg – YSVN

VNINDEX



HNXINDEX



市場走勢

亞洲股市走勢漲跌互現，Kospi 和日經 225 指數下跌超過 1%，恆生下跌 0.57%，而上證綜合指數小幅上漲。

越南股市繼續趨向橫盤走勢強勁波動。VN-Index 收跌 0.05%，收於 971.54 點，是連續第三盤指數橫盤整理至 970 點以上。HNX 指數收於 105.32 點，上漲 0.28%，Upcom 指數下跌 0.11%，收於 55.07 點。市場流動性略有下降，成交值達 3.2 兆越盾。

類似前一盤，當日積極回調無法成功。CTG，FPT，TCB，VPB，EIB，ROS，CTD 繼續遭拋售，齊下跌超過 1%。銀行板塊除 TPB 和 HDB 外，交易不太積極。由於 VIC (1.1%)，VRE (0.6%)，GAS (0.7%)，HPG (1.4%)，NVL (1%) 的支撐，指數仍維持良好漲幅。工業區房地產股 SZL (4.6%)，LHG (5.4%) 維持上漲勢頭，而 PHR，GVR，NTC，TIP 盤整。市場仍出現多個亮點，為中型股和微盈股，如 AAA，CMG，GTN，KSB，IJC，LCG，漲幅超過 3%。

外資繼續買超，總值達 1340 億越盾。VJC，VIC 獲積極買超，而 VHM，VRE 遭較強賣超。

短線市場觀點

我們預計在未來數盤市場可能會在 VN-Index 的 970 - 980 點區間繼續波動。同時，股票板塊之間的現金流繼續存在分歧，小型股吸引較大量現金流，意味著現金流並未完全疲弱，而是股票板塊之間的轉移。積極點是，外資維持買超狀態，這也是 iShares MSCI Frontier 100 ETF 基金重組投資組合期的一周。此外，股票比例仍處於平衡狀態，表明市場仍存在分歧，股票比例仍維持高位，表明市場不會下跌太深。

我們對兩大股指的評價仍維持短期趨勢下跌，阻力區位於 VN-Index 的 990.84 點和 HNX 指數的 107.93 點。因此，我們建議短線投資者繼續重組投資組合，並應關注每支股的趨勢，為尋找短期利潤。

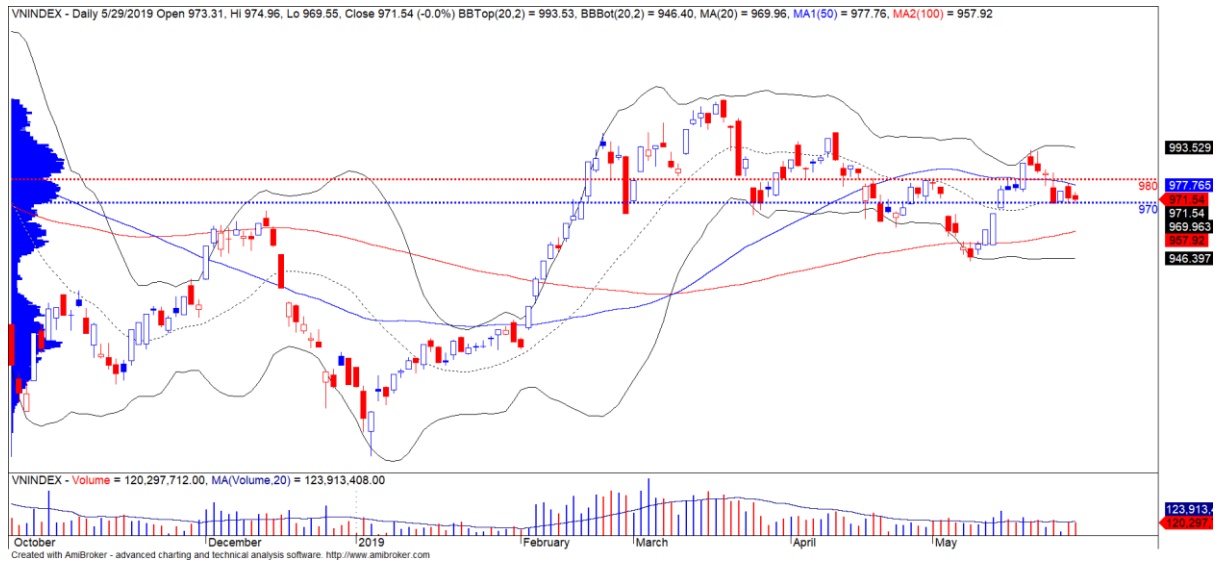
建議短線投資比重：53% 股票 / 47% 現金

(股票趨勢追蹤圖在下一頁內更新)

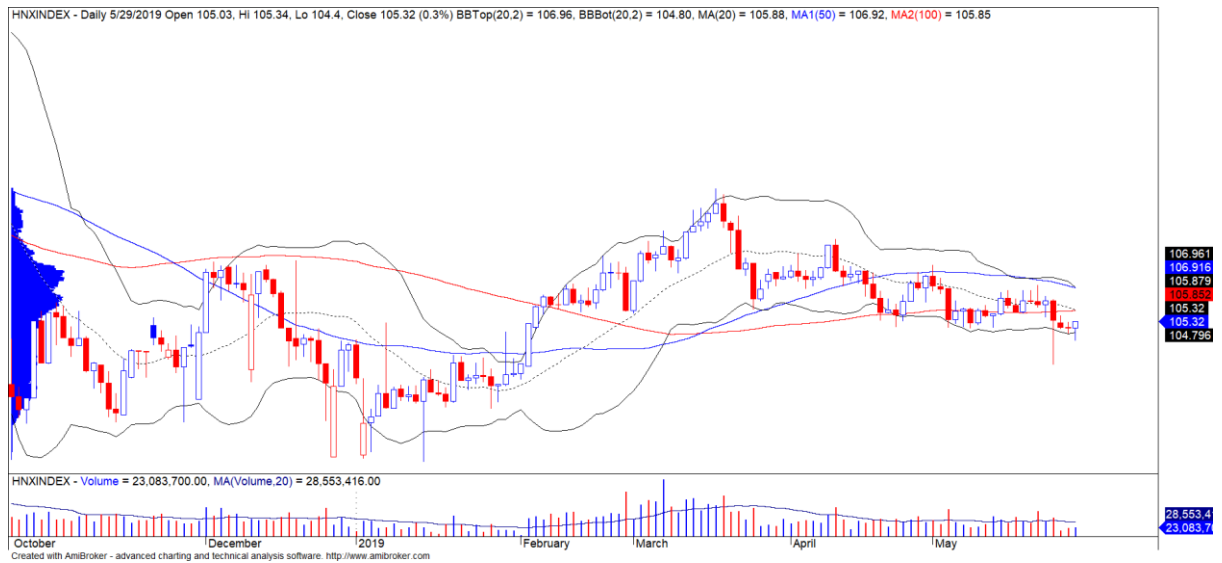


We Create Fortune

技術分析圖



指數技術分析圖 VN-Index



指數技術分析圖 HNX-Index

指數	短期趨勢	中期趨勢	阻力區 1	阻力區 2	支撐區 1	支撐區 2
VN-Index	下跌	上漲	1,000	1,025	965	953
HNX-Index	下跌	下跌	108	110	105	101
VN30	下跌	上漲	895	935	877	863
VNMidcaps	上漲	上漲	992	1,030	969	963
VNSmallcaps	下跌	上漲	835	845	822	804

We Create **Fortune**
股票趨勢追蹤表

股票	價格	短期趨勢	中期趨勢	短期買進價格	短期止損	暫計短期利潤%	短期訊號	中期買進價格	中期止損	暫計中期獲利%	中期訊號
AAA	18,350	上漲	上漲	18,350	18,156	0.00%	買進	16,850	16,230	8.90%	
ACB	29,200	下跌	下跌		29,635				32,308		
ACV	81,500	上漲	上漲	82,800	80,009	-1.57%		90,000	79,578	-9.44%	
ANV	31,800	上漲	上漲	26,700	30,213	19.10%		30,000	26,633	6.00%	
ASM	7,490	上漲	下跌	7,750	7,436	-3.35%			8,502		
BFC	20,700	上漲	下跌	21,800	20,332	-5.05%			24,091		
BID	32,000	下跌	上漲		33,593			33,400	31,227	-4.19%	
BMP	47,500	上漲	下跌	47,500	46,659	0.00%	買進		51,260		
BSR	13,700	上漲	下跌	14,200	13,571	-3.52%			14,995		
BVH	77,100	上漲	下跌	79,000	74,727	-2.41%			85,113		
BWE	25,850	上漲	上漲	25,850	25,657	0.00%	買進	20,000	24,073	29.25%	
CEO	11,800	上漲	下跌	12,200	11,685	-3.28%			13,256		
CII	23,000	下跌	下跌		24,014				25,491		
CMX	23,800	下跌	上漲		25,121			5,910	21,617	302.71%	
CSM	15,400	上漲	上漲	15,250	14,746	0.98%		14,390	14,225	7.02%	
CTD	111,100	下跌	下跌		117,697				131,020		
CTG	20,650	上漲	上漲	21,350	20,598	-3.28%		22,700	19,639	-9.03%	
CTI	23,100	下跌	下跌		23,735			26,850	23,186	-13.65%	賣出
CTR	29,100	下跌	N/A		29,160				4,413		
CVT	19,100	下跌	下跌		20,508			20,171	19,642	-2.62%	
DCM	8,560	下跌	下跌		8,645				9,161		
DGC	31,100	下跌	下跌		31,951				35,196		
DGW	22,800	上漲	下跌	23,100	22,464	-1.30%			24,255		
DHA	36,100	上漲	上漲	32,250	35,429	11.94%		29,100	32,428	24.05%	
DHC	41,500	上漲	上漲	40,900	39,230	1.47%		35,200	35,540	17.90%	
DHG	114,500	上漲	上漲	115,900	111,777	-1.21%		93,000	109,338	23.12%	
DIG	13,900	下跌	下跌		14,507				15,955		
DPG	39,800	上漲	上漲	40,700	38,672	-2.21%		40,018	34,775	-0.54%	
DPM	18,550	上漲	下跌	18,150	17,731	2.20%			19,712		
DPR	43,650	上漲	上漲	38,800	40,418	12.50%			40,501		
DQC	18,750	下跌	下跌		20,096				22,527		
DRC	21,500	下跌	下跌		23,512				23,650		
DXG	18,950	下跌	下跌		19,588				22,180		
EIB	17,800	上漲	上漲	17,800	17,455	0.00%		14,700	16,280	21.09%	

We Create Fortune

FCN	14,450	下跌	上漲		15,086			16,050	13,649	-9.97%	
FMC	28,200	上漲	下跌	28,950	27,778	-2.59%			30,886		
FPT	44,100	下跌	上漲	46,000	44,104	-4.12%	賣出	46,000	41,391	-4.13%	
GAS	108,700	下跌	上漲		112,145			101,000	101,898	7.62%	
GEX	22,500	上漲	上漲	22,900	21,903	-1.75%		24,700	21,615	-8.91%	
GIL	32,950	下跌	下跌		34,051				37,019		
GMD	26,800	上漲	下跌	26,350	26,311	1.71%			27,993		
GTN	19,400	上漲	上漲	17,850	17,446	8.68%		15,000	16,369	29.33%	
GVR	12,400	上漲	上漲	12,000	11,189	3.33%					
HAG	5,120	下跌	下跌		5,356				5,935		
HAX	13,900	下跌	下跌		14,320				15,510		
HBC	16,700	上漲	下跌	16,300	16,468	2.45%			18,315		
HCM	24,850	上漲	下跌	26,400	24,462	-5.87%			27,107		
HDB	26,950	上漲	下跌	27,600	25,807	-2.36%			29,828		
HDC	16,850	上漲	上漲	15,700	15,642	7.32%			16,575		
HDG	40,550	上漲	下跌	40,600	38,844	-0.12%			43,194		
HNG	15,400	上漲	下跌	15,700	15,086	-1.91%			16,554		
HPG	32,500	下跌	上漲		33,274			33,900	29,983	-4.13%	
HSG	8,390	上漲	上漲	7,700	8,046	8.96%		9,300	6,886	-9.78%	
HT1	17,200	下跌	上漲		17,753			14,800	15,465	16.22%	
HUT	2,900	下跌	下跌		3,339				4,146		
HVN	44,400	上漲	上漲	41,200	42,504	7.77%		39,000	36,722	13.85%	
KBC	14,500	上漲	下跌	14,300	13,740	1.40%			15,013		
KDH	30,900	上漲	下跌	30,900	30,139	0.00%			32,661		
KSB	23,200	下跌	下跌		23,678				26,296		
LCG	10,600	上漲	下跌	10,600	10,593	0.00%	買進		11,817		
LDG	9,100	下跌	下跌	9,560	9,100	-4.81%	賣出		11,012		
LHG	20,350	上漲	上漲	19,350	18,403	5.17%		19,300	18,998	5.44%	買進
LPB	8,000	下跌	下跌		8,475				9,213		
LSS	5,650	上漲	下跌	6,280	5,254	-10.03%			6,647		
MBB	21,200	下跌	上漲		21,771			21,850	20,106	-2.97%	
MPC	39,800	下跌	下跌		44,332			47,500	39,990	-15.81%	
MSN	87,300	上漲	上漲	88,000	86,956	-0.80%		89,000	80,034	-1.91%	
MSR	20,300	上漲	下跌	20,300	18,544	0.00%	買進		20,813		
MWG	87,500	上漲	上漲	87,000	85,348	0.57%		88,700	86,964	-1.35%	買進
NDN	14,500	上漲	上漲	14,100	14,190	2.84%		13,700	11,838	5.84%	
NKG	6,300	下跌	下跌		6,565				7,578		
NLG	30,050	上漲	上漲	27,650	29,805	8.68%		28,700	27,664	4.70%	
NT2	27,500	下跌	下跌		28,626				29,219		

We Create Fortune

NTL	23,300	上漲	上漲	19,500	23,214	19.49%		10,450	19,624	122.97%	
NVL	59,100	上漲	下跌	58,100	57,570	1.72%			62,332		
OIL	12,900	上漲	下跌	13,300	12,545	-3.01%			14,394		
PAC	37,200	上漲	下跌	38,000	36,036	-2.11%			39,387		
PC1	23,400	上漲	下跌	23,950	23,084	-2.30%			25,195		
PDR	24,500	上漲	上漲	24,100	23,934	1.66%		29,000	22,026	-15.52%	
PHR	58,000	下跌	上漲	52,000	58,433	12.37%	賣出	24,000	46,883	141.67%	
PLX	66,800	上漲	上漲	61,400	64,050	8.79%		62,400	57,196	7.05%	
PNJ	106,700	上漲	上漲	108,000	104,771	-1.20%		104,000	93,362	2.60%	
POW	15,700	上漲	上漲	15,200	15,196	3.29%		15,700	15,625	0.00%	買進
PVT	17,200	上漲	下跌	16,950	16,399	1.47%			17,615		
PPC	27,600	上漲	上漲	27,200	26,469	1.47%		19,700	24,073	40.10%	
PTB	65,700	上漲	上漲	66,100	63,793	-0.61%		64,000	56,935	2.66%	
PVB	19,200	上漲	上漲	20,100	18,902	-4.48%		20,100	16,786	-4.48%	
PVD	19,700	下跌	上漲		20,915			18,500	17,783	6.49%	
PVI	37,500	下跌	上漲		39,447			33,000	35,916	13.64%	
PVS	23,900	上漲	上漲	22,000	23,476	8.64%		21,100	20,660	13.27%	
PXS	4,930	下跌	上漲		5,385			4,850	4,262	1.65%	
QNS	31,300	下跌	下跌		32,693			41,500	36,726	-11.50%	賣出
REE	32,550	下跌	上漲		33,493			33,325	31,114	-2.33%	
SAB	260,300	上漲	上漲	253,000	250,349	2.89%		245,000	230,068	6.24%	
SAM	7,520	下跌	上漲		7,555			7,400	7,052	1.62%	
SCR	7,090	上漲	下跌	7,250	7,086	-2.21%			7,650		
SHI	8,270	下跌	上漲		8,555			6,990	7,261	18.31%	
SJS	17,800	上漲	下跌	18,300	16,869	-2.73%			19,930		
SKG	14,100	上漲	下跌	13,950	13,636	1.08%			14,892		
SSI	25,050	下跌	下跌	26,100	25,154	-3.62%	賣出		27,560		
STB	11,750	上漲	上漲	12,350	11,662	-4.86%		13,000	11,486	-9.62%	
TCB	22,750	下跌	下跌		24,025				N/A		
TCM	29,050	上漲	下跌	30,400	27,498	-4.44%			33,791		
TDH	11,900	上漲	上漲	11,700	11,330	1.71%		11,650	10,730	2.15%	
TLH	5,080	下跌	上漲		5,242			5,390	4,797	-5.75%	
TNG	24,200	上漲	上漲	22,400	22,313	8.04%		12,000	19,317	101.67%	
VCB	67,500	上漲	上漲	67,800	66,047	-0.44%		62,000	62,992	8.87%	
VCG	26,300	下跌	上漲		27,382			19,200	23,906	36.98%	
VCS	65,400	上漲	下跌	64,800	61,701	0.93%			71,706		
VGC	20,500	#N/A	下跌	20,000	#N/A	#N/A			33,168		
VGT	11,900	上漲	下跌	12,000	11,274	-0.83%			13,091		
VHC	95,500	上漲	下跌	93,700	90,491	1.92%			98,373		

We Create Fortune

VHM	83,600	下跌	上漲		86,978			80,000	82,630	4.50%	
VIB	18,000	下跌	上漲		18,515			19,700	17,387	-8.63%	
VIC	115,200	上漲	上漲	113,000	113,329	1.95%		112,000	108,251	2.86%	
VIP	5,750	下跌	下跌		5,992				6,297		
VJC	123,500	上漲	上漲	114,400	119,266	7.95%			121,423		
VND	16,150	上漲	下跌	16,250	16,014	-0.62%			17,819		
VNG	21,200	下跌	下跌		21,889				23,055		
VNM	132,900	下跌	下跌		136,675				139,488		
VPB	18,300	下跌	下跌	19,000	18,466	-2.81%	賣出		20,574		
VPI	40,650	下跌	下跌		41,857				43,124		
VRC	16,750	上漲	下跌	17,000	16,568	-1.47%			18,678		
VRE	34,800	上漲	上漲	36,000	34,582	-3.33%		35,000	30,770	-0.57%	
VSC	38,300	上漲	下跌	37,450	36,937	2.27%			40,353		

LARGECAPS 大型股票趨勢追蹤表

股票	價格	短期趨勢	中期趨勢	短期買進價格	短期止損	暫計短期利潤%	短期訊號	中期買進價格	中期止損	暫計中期獲利%	中期訊號
ACB	29,200	下跌	下跌		29,635				32,308		
BID	32,000	下跌	上漲		33,593			33,400	31,227	-4.19%	
BSR	13,700	上漲	下跌	14,200	13,571	-3.52%			14,995		
BVH	77,100	上漲	下跌	79,000	74,727	-2.41%			85,113		
CTG	20,650	上漲	上漲	21,350	20,598	-3.28%		22,700	19,639	-9.03%	
EIB	17,800	上漲	上漲	17,800	17,455	0.00%		14,700	16,280	21.09%	
FPT	44,100	下跌	上漲	40,997	44,104	7.58%	賣出	40,997	41,391	7.57%	
GAS	108,700	下跌	上漲		112,145			99,026	101,898	9.77%	
HDB	26,950	上漲	下跌	27,600	25,807	-2.36%			29,828		
HNG	15,400	上漲	下跌	15,700	15,086	-1.91%			16,554		
HPG	32,500	下跌	上漲		33,274			33,900	29,983	-4.13%	
HVN	44,400	上漲	上漲	41,200	42,504	7.77%		39,000	36,722	13.85%	
KDH	30,900	上漲	下跌	30,900	30,139	0.00%			32,661		
MBB	21,200	下跌	上漲		21,771			21,271	20,106	-0.33%	
MSN	87,300	上漲	上漲	88,000	86,956	-0.80%		89,000	80,034	-1.91%	
MWG	87,500	上漲	上漲	85,525	85,348	2.31%		88,700	86,964	-1.35%	買進
NVL	59,100	上漲	下跌	58,100	57,570	1.72%			62,332		
OIL	12,900	上漲	下跌	13,300	12,545	-3.01%			14,394		
PLX	66,800	上漲	N/A	61,400	64,050	8.79%		62,400	57,196	7.05%	
PNJ	106,700	上漲	上漲	107,800	104,771	-1.02%		103,807	93,362	2.79%	

We Create Fortune

POW	15,700	上漲	上漲	15,200	15,196	3.29%		15,700	15,625	0.00%	買進
PVS	23,900	上漲	上漲	22,000	23,476	8.64%		21,100	20,660	13.27%	
QNS	31,300	下跌	下跌		32,693				36,726		
REE	32,550	下跌	上漲		33,493			33,325	31,114	-2.33%	
ROS	30,000	下跌	上漲		32,640			34,800	27,327	-13.79%	
SSI	25,050	下跌	下跌	26,100	25,154	-3.62%	賣出		27,560		
STB	11,750	上漲	上漲	12,350	11,662	-4.86%		13,000	11,486	-9.62%	
TCB	22,750	下跌	下跌		24,025				25,683		
TPB	24,050	上漲	下跌	22,500	23,190	6.89%			N/A		
VCB	67,500	上漲	上漲	67,800	66,047	-0.44%		62,000	62,992	8.87%	
VCG	26,300	下跌	上漲		27,382			18,441	23,906	42.62%	
VEA	52,400	上漲	下跌	50,000	49,713	4.80%			N/A		
VGI	27,800	上漲	下跌	25,200	26,405	10.32%			N/A		
VHM	83,600	下跌	上漲		86,978			80,000	82,630	4.50%	
VIB	18,000	下跌	上漲		18,515			19,700	17,387	-8.63%	
VIC	115,200	上漲	上漲	113,000	113,329	1.95%		112,000	108,251	2.86%	
VJC	123,500	上漲	上漲	114,400	119,266	7.95%			121,423		
VNM	132,900	下跌	下跌		136,675				139,488		
VPB	18,300	下跌	下跌	19,000	18,466	-2.81%	賣出		20,574		
VRE	34,800	上漲	上漲	34,967	34,582	-0.48%		33,996	30,770	2.37%	

MIDCAPS 中型股票趨勢追蹤表

股票	價格	短期趨勢	中期趨勢	短期買進價格	短期止損	暫計短期利潤%	短期訊號	中期買進價格	中期止損	暫計中期獲利%	中期訊號
AAA	18,350	上漲	上漲	18,350	18,156	0.00%	買進	16,850	16,230	8.90%	
ANV	31,800	上漲	上漲	25,548	30,213	24.47%		30,000	26,633	6.00%	
ASM	7,490	上漲	下跌	7,750	7,436	-3.35%			8,502		
BMP	47,500	上漲	下跌	47,500	46,659	0.00%	買進		51,260		
BWE	25,850	上漲	上漲	25,850	25,657	0.00%	買進	19,440	24,073	32.97%	
C4G	9,700	下跌	#N/A		10,468				#N/A		
CEO	11,800	上漲	下跌	12,200	11,685	-3.28%			13,256		
CII	23,000	下跌	下跌		24,014				25,491		
CRE	25,450	下跌	#N/A		25,951				#N/A		
CTI	23,100	下跌	下跌		23,735				23,186		
CTR	29,100	下跌	#N/A		29,160				#N/A		
DCM	8,560	下跌	下跌		8,645				9,161		
DHC	41,500	上漲	上漲	40,900	39,230	1.47%		35,200	35,540	17.90%	

We Create Fortune

DIG	13,900	下跌	下跌		14,507			15,955		
DPM	18,550	上漲	下跌	18,150	17,731	2.20%		19,712		
DRC	21,500	下跌	下跌		23,512			23,650		
DXG	18,950	下跌	下跌		19,588			22,180		
E1VFN30	14,700	上漲	下跌	14,940	14,620	-1.61%		15,587		
FCN	14,450	下跌	上漲		15,086		16,050	13,649	-9.97%	
FLC	4,530	下跌	下跌		4,721			5,140		
FTM	24,000	上漲	上漲	15,400	23,373	55.84%	16,250	20,397	47.69%	
GEG	21,400	下跌	上漲		23,459		12,900	21,149	65.89%	
GEX	22,500	上漲	上漲	22,900	21,903	-1.75%	24,700	21,615	-8.91%	
GMD	26,800	上漲	下跌	26,350	26,311	1.71%		27,993		
GTN	19,400	上漲	上漲	17,850	17,446	8.68%	15,000	16,369	29.33%	
GVR	12,400	上漲	#N/A	12,000	11,189	3.33%		#N/A		
HAG	5,120	下跌	下跌		5,356			5,935		
HBC	16,700	上漲	下跌	16,300	16,468	2.45%		18,315		
HCM	24,850	上漲	下跌	24,559	24,462	1.18%		27,107		
HDG	40,550	上漲	下跌	40,600	38,844	-0.12%		43,194		
HPX	26,250	下跌	#N/A		26,808			#N/A		
HSG	8,390	上漲	上漲	7,700	8,046	8.96%	8,452	6,886	-0.74%	
HT1	17,200	下跌	上漲		17,753		14,800	15,465	16.22%	
IBC	21,200	上漲	下跌	24,500	20,628	-13.47%	24,900	22,220	-10.76%	
IDI	8,140	上漲	上漲	8,410	7,952	-3.21%	9,150	7,253	-11.04%	
IJC	10,950	上漲	下跌	10,600	9,995	3.30%		11,501		
ITA	3,280	上漲	上漲	3,190	3,041	2.82%	3,200	2,747	2.50%	
KBC	14,500	上漲	下跌	14,300	13,740	1.40%		15,013		
KSB	23,200	下跌	下跌		23,678			26,296		
LDG	9,100	下跌	下跌	9,560	9,100	-4.81%	賣出	11,012		
LPB	8,000	下跌	下跌		8,475			9,213		
MBS	15,800	上漲	#N/A	15,800	15,400	0.00%	16,000	#N/A	#N/A	
MPC	39,800	下跌	下跌		44,332		42,741	39,990	-6.43%	
NBB	21,800	上漲	上漲	19,300	20,690	12.95%	21,500	20,822	1.40%	買進
NKG	6,300	下跌	下跌		6,565			7,578		
NLG	30,050	上漲	上漲	27,650	29,805	8.68%	28,700	27,664	4.70%	
NT2	27,500	下跌	下跌		28,626			29,219		
NTC	#####	上漲	#N/A	112,000	132,009	24.91%	120,000	#N/A	#N/A	
NTL	23,300	上漲	上漲	18,346	23,214	27.00%	9,331	19,624	149.70%	
NVB	8,600	下跌	下跌		8,934			9,493		
OGC	4,290	上漲	下跌	4,420	4,230	-2.94%		4,794		

We Create Fortune

PC1	23,400	上漲	下跌	23,950	23,084	-2.30%			25,195		
PDR	24,500	上漲	上漲	24,100	23,934	1.66%		23,595	22,026	3.84%	
PHR	58,000	下跌	上漲	52,000	58,433	12.37%	賣出	22,864	46,883	153.67%	
PPC	27,600	上漲	上漲	26,065	26,469	5.89%		17,422	24,073	58.42%	
PTB	65,700	上漲	上漲	62,774	63,793	4.66%		60,780	56,935	8.09%	
PVD	19,700	下跌	上漲		20,915			18,500	17,783	6.49%	
PVI	37,500	下跌	上漲		39,447			31,325	35,916	19.71%	
PVT	17,200	上漲	下跌	16,950	16,399	1.47%			17,615		
QCG	5,140	上漲	上漲	5,400	4,954	-4.81%		5,910	4,638	-13.03%	
SAM	7,520	下跌	上漲		7,555			7,400	7,052	1.62%	
SBT	17,800	上漲	下跌	18,300	17,654	-2.73%			19,311		
SCR	7,090	上漲	下跌	7,250	7,086	-2.21%			7,650		
SHB	7,100	下跌	下跌		7,476				8,127		
SHS	11,500	下跌	上漲		12,113			12,100	10,571	-4.96%	
SJS	17,800	上漲	下跌	18,300	16,869	-2.73%			19,930		
STK	26,100	上漲	上漲	23,700	23,637	10.13%		17,000	19,784	53.53%	
SZC	19,350	上漲	#N/A	16,750	18,068	15.52%			#N/A		
TCH	21,000	下跌	上漲		21,661			21,000	20,591	0.00%	
TCM	29,050	上漲	下跌	30,400	27,498	-4.44%			33,791		
TNG	24,200	上漲	上漲	22,400	22,313	8.04%		12,000	19,317	101.67%	
TTB	24,400	上漲	上漲	24,100	23,630	1.24%		23,700	22,094	2.95%	
VCI	30,400	下跌	下跌		32,145				37,082		
VGT	11,900	上漲	#N/A	12,000	11,274	-0.83%			#N/A		
VHC	95,500	上漲	下跌	91,681	90,491	4.17%			98,373		
VND	16,150	上漲	下跌	16,250	16,014	-0.62%			17,819		
VNG	21,200	下跌	下跌		21,889				23,055		
VPI	40,650	下跌	下跌		41,857				42,859		

SMALLCAPS 小型股票趨勢追蹤表

股票	價格	短期趨勢	中期趨勢	短期買進價格	短期止損	暫計短期利潤%	短期訊號	中期買進價格	中期止損	暫計中期獲利%	中期訊號
AAV	10,000	下跌	#N/A		10,656			16,850	#N/A	#N/A	
AGR	3,620	下跌	上漲		3,863			3,990	3,542	-9.27%	
AMD	1,790	下跌	下跌		1,893				2,319		
APG	7,790	下跌	下跌		8,107				9,066		
ART	2,600	下跌	下跌		2,978				3,618		
BCC	8,700	上漲	上漲	9,000	8,576	-3.33%		7,700	7,657	12.99%	

We Create Fortune

BCG	5,950	下跌	上漲		6,343			6,390	5,406	-6.89%	
C69	10,400	上漲	上漲	8,800	10,112	18.18%		5,300	7,061	96.23%	
CCL	4,360	上漲	上漲	3,550	3,927	22.82%		3,460	3,576	26.01%	
CRC	15,000	下跌	下跌		16,589				19,699		
CVT	19,100	下跌	下跌		20,508			20,171	19,642	-2.62%	
DAG	6,670	下跌	下跌		6,895				7,491		
DAH	8,280	下跌	上漲		8,609			4,664	7,307	77.52%	
DGW	22,800	上漲	下跌	23,100	22,464	-1.30%			24,255		
DLG	1,400	下跌	上漲		1,517			1,730	1,395	-19.08%	
DRH	6,640	下跌	下跌		7,235				8,695		
DTD	13,600	上漲	上漲	10,400	12,865	30.77%		12,900	9,972	5.43%	
EVG	2,750	下跌	下跌		2,876				3,023		
FIT	3,340	上漲	上漲	3,310	3,226	0.91%		3,640	2,853	-8.24%	
GKM	15,200	下跌	上漲		15,572			11,425	14,952	33.05%	
HAH	13,850	上漲	下跌	13,800	13,231	0.36%			14,212		
HAI	1,650	下跌	下跌		1,710				2,014		
HAP	3,740	上漲	上漲	4,060	3,640	-7.88%		3,670	3,579	1.91%	
HAR	3,960	上漲	上漲	3,250	3,779	21.85%		3,710	3,568	6.74%	
HCD	3,950	下跌	下跌		4,397				5,038		
HDA	10,900	下跌	上漲		11,481			10,400	10,481	4.81%	
HDC	16,850	上漲	上漲	15,700	15,642	7.32%			16,575		
HHP	17,400	下跌	#N/A		18,887				#N/A		
HHS	3,580	下跌	下跌		3,737				4,056		
HII	13,500	上漲	下跌	13,450	12,317	0.37%			15,093		
HQC	1,390	下跌	下跌		1,440				1,542		
HSL	10,000	上漲	下跌	9,600	9,737	4.17%			11,235		
HUT	2,900	下跌	下跌		3,339				4,146		
HVG	3,870	下跌	下跌		4,484				5,973		
HVH	27,150	下跌	#N/A		27,161				#N/A		
JVC	3,110	下跌	上漲		3,216			3,280	2,981	-5.18%	
KLF	1,500	下跌	下跌		1,835				2,006		
KMR	3,310	上漲	上漲	3,450	3,007	-4.06%		3,680	2,649	-10.05%	
LCG	10,600	上漲	下跌	10,600	10,593	0.00%	買進		11,817		
LGL	9,350	下跌	上漲		10,057			7,113	8,529	31.45%	
LHG	20,350	上漲	上漲	17,862	18,403	13.93%		19,300	18,998	5.44%	買進
LMH	13,800	上漲	#N/A	12,400	12,604	11.29%			#N/A		
MST	3,600	下跌	下跌		4,365				5,089		
NDN	14,500	上漲	上漲	14,100	14,190	2.84%		13,104	11,838	10.65%	
PHC	13,250	上漲	上漲	13,800	12,959	-3.99%		14,450	12,650	-8.30%	



We Create Fortune

PVB	19,200	上漲	上漲	20,100	18,902	-4.48%		20,100	16,786	-4.48%	
PVC	7,400	上漲	上漲	7,400	7,020	0.00%		7,100	6,199	4.23%	
PXL	6,900	上漲	下跌	6,400	6,111	7.81%			7,604		
PXS	4,930	下跌	上漲		5,385			4,850	4,262	1.65%	
QBS	3,440	上漲	下跌	3,350	3,163	2.69%			3,619		
SFG	16,800	上漲	上漲	15,550	16,381	8.04%		11,494	13,188	46.16%	
SHI	8,270	下跌	上漲		8,555			6,233	7,261	32.69%	
SJF	3,500	下跌	下跌		3,980				5,369		
SKG	14,100	上漲	下跌	13,950	13,636	1.08%			14,892		
TDH	11,900	上漲	上漲	11,700	11,330	1.71%		11,650	10,730	2.15%	
TIG	3,700	下跌	上漲		3,711			3,200	3,029	15.63%	
TLD	5,800	下跌	下跌		6,157				6,758		
TLH	5,080	下跌	上漲		5,242			5,850	4,797	-13.16%	
TNI	11,350	上漲	下跌	11,350	11,011	0.00%	買進		12,167		
TTF	3,580	上漲	上漲	3,690	3,323	-2.98%		3,990	3,028	-10.28%	
TTH	4,600	下跌	上漲		4,732			5,273	4,217	-12.76%	
TVB	18,100	下跌	下跌		19,210				20,422		
TVC	13,100	上漲	上漲	13,700	12,791	-4.38%		9,400	12,451	39.36%	
VC3	23,200	上漲	上漲	23,100	22,538	0.43%		22,000	21,070	5.45%	
VCR	22,600	上漲	上漲	13,300	19,605	69.92%		3,900	11,317	479.49%	
VNE	4,120	下跌	上漲		4,290			4,650	3,958	-11.40%	
VPG	22,300	上漲	上漲	17,583	21,270	26.83%		20,456	16,505	9.02%	
VRC	16,750	上漲	下跌	17,000	16,568	-1.47%			18,678		
YBM	10,600	下跌	下跌		11,509				13,685		

We Create Fortune

胡志明市交易所 (HSX)

	收盤	漲跌%
VNI	971.54	-0.32%
VN30	883.52	-0.44%
VN Mid	982.42	0.38%
VN Small	821.72	0.16%

河內交易所 (HSX)

	收盤	漲跌%
HNI	105.32	-0.01%
HN30	193.2	0.03%
VNX AllSh	860.93	-0.41%

UPCOM 市場 (UPCoM)

	收盤	漲跌%
UPCoM	55.07	-0.22%

外資交易	成交值(十億盾)	
買進	585.82	
賣出	448.49	
買超/賣超	137.33	

外資交易	成交值(十億盾)	
買進	2.66	
賣出	2.04	
買超/賣超	0.62	

外資交易	成交值(十億盾)	
買進	32.05	
賣出	35.87	
買超/賣超	-3.82	

上漲排名/股碼	漲跌(VND)	漲跌%
TVT	2450	6.94%
IJC	700	6.83%
LCG	610	6.11%
CMG	2100	5.60%
TNI	600	5.58%

上漲排名/股碼	漲跌(VND)	漲跌%
OCH	500	7.46%
VCR	400	1.80%
NVB	100	1.18%
BCC	100	1.16%
ACB	300	1.04%

上漲排名/股碼	漲跌(VND)	漲跌%
MSR	2600	14.69%
SDI	3300	4.57%
DVN	300	2.03%
CTR	500	1.75%
OIL	200	1.57%

下跌排名/股碼	漲跌(VND)	漲跌%
SRC	-1900	-6.81%
PHR	-4000	-6.45%
NTL	-900	-3.72%
FTM	-900	-3.61%
ANV	-1100	-3.34%

下跌排名/股碼	漲跌(VND)	漲跌%
AMV	-1100	-3.58%
PVS	-500	-2.05%
NDN	-200	-1.36%
VCG	-300	-1.13%
SHS	-100	-0.86%

下跌排名/股碼	漲跌(VND)	漲跌%
VGI	-1100	-3.81%
MIG	-400	-3.03%
GEG	-600	-2.73%
NTC	-2400	-1.69%
MPC	-500	-1.24%

*備註：市值>5,000 億盾；成交值>15 億盾

市值排名/股碼	十億盾	
VIC	391,013	
VHM	279,684	
VCB	249,978	
VNM	229,864	
GAS	206,515	

市值排名/股碼	十億盾	
ACB	36,043	
VCG	11,750	
PVS	11,662	
VCS	10,161	
PVI	8,574	

市值排名/股碼	十億盾	
ACV	177,454	
VEA	68,896	
VGI	64,943	
MCH	58,146	
GVR	49,992	

交易量排名/股碼	成交值	30 日均
ROS	10,011,610	10,568,503
ITA	7,009,990	3,845,225
AAA	6,736,000	3,156,538
EIB	6,712,320	2,975,282
NLG	3,155,329	923,323

交易量排名/股碼	成交值	30 日均
SHB	4,214,477	3,983,614
HUT	2,396,009	1,401,862
PVS	1,683,020	4,137,881
CEO	1,658,500	212,390
NDN	1,364,014	1,124,386

交易量排名/股碼	成交值	30 日均
VGI	1,805,194	651,190
IDC	1,382,500	156,342
CTR	1,101,179	323,373
BSR	984,980	2,196,904
LPB	877,962	860,673

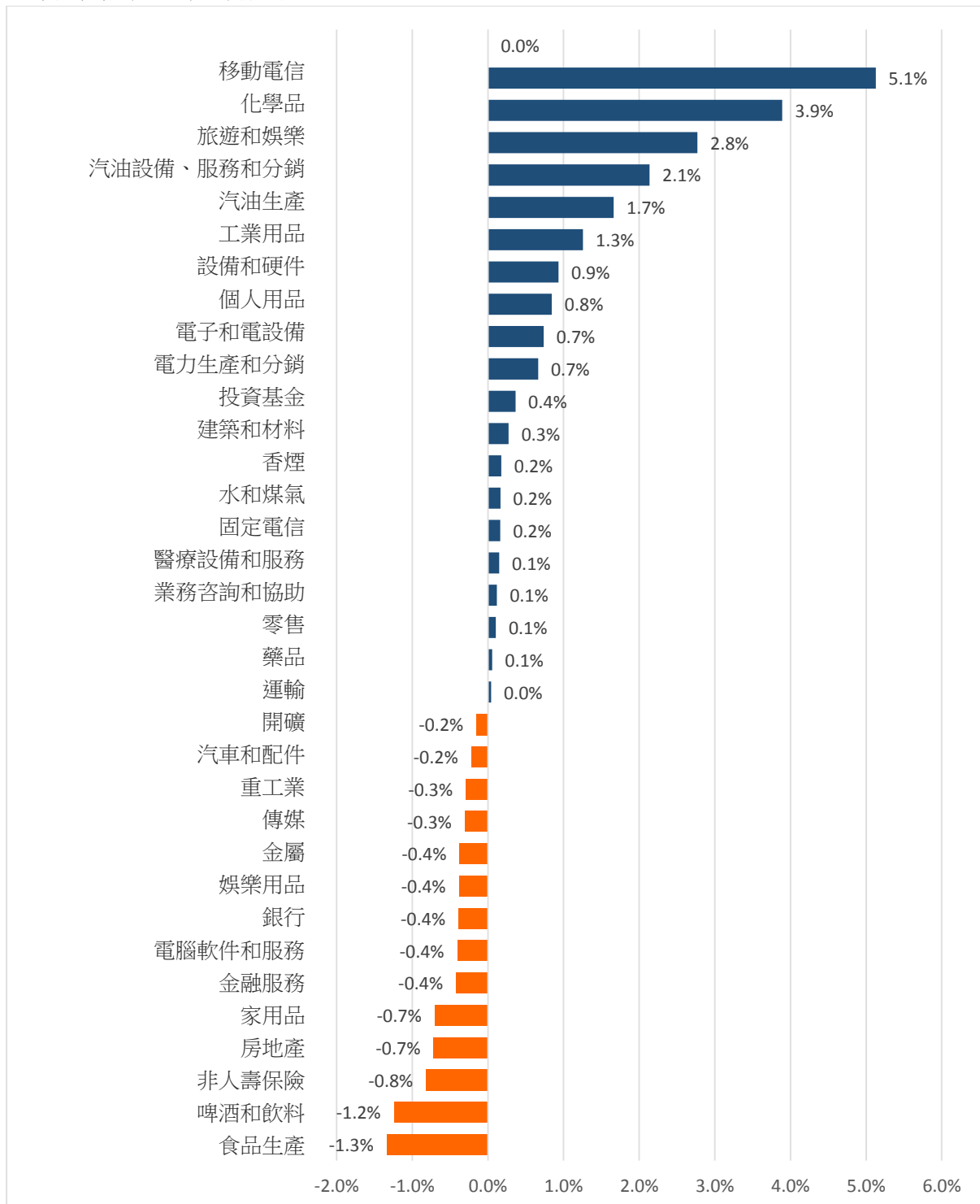
資料源: Bloomberg & Yuanta Research

資料源: Bloomberg & Yuanta Research

資料源: Bloomberg & Yuanta Research

We Create Fortune

各行業板塊的交易走勢



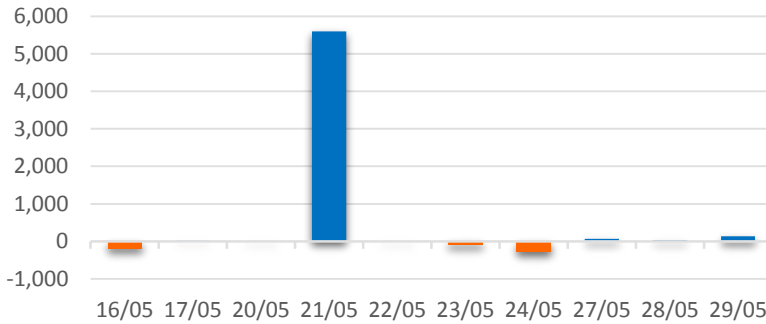
資料源: FiinPro – YSVN



We Create Fortune

外資買進賣統計

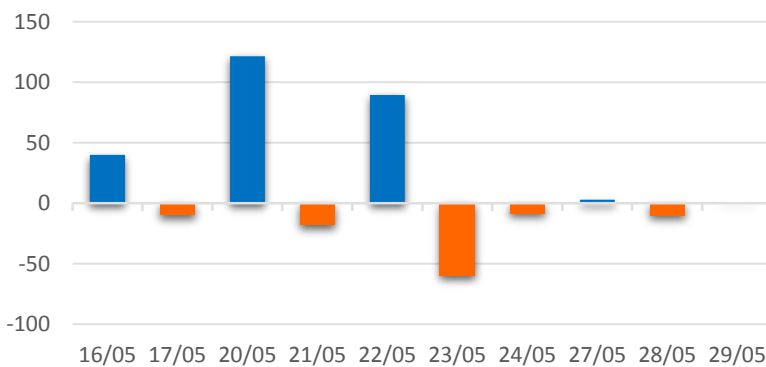
HSX 外資每日買/賣超



證券代碼	買超金額 (百萬盾)	證券代碼	賣超金額 (百萬盾)
VJC	42,886	VHM	28,389
VIC	21,905	VRE	25,189
PLX	17,177	PVD	6,642
MSN	15,976	BID	6,398
VNM	14,900	YEG	4,202

HSX 外資買/賣 超的前 5 名

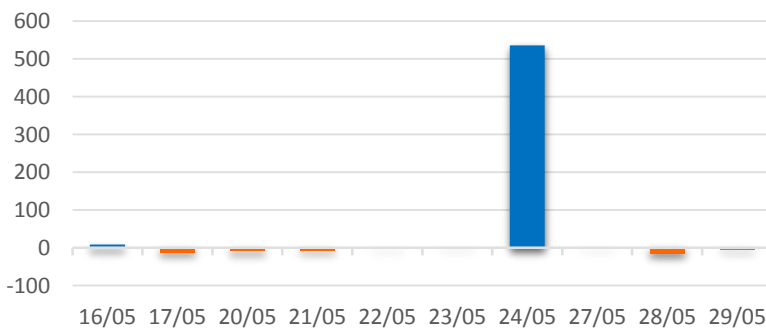
HNX 外資每日買/賣超



證券代碼	買超金額 (百萬盾)	證券代碼	賣超金額 (百萬盾)
TIG	1,140	INN	624
TNG	337	VCS	265
AMV	167	PMC	232
HMH	117	HLD	143
PVI	116	VMS	117

HNX 外資買/賣 超的前 5 名

UPCOM 外資每日買/賣超



證券代碼	買超金額 (百萬盾)	證券代碼	賣超金額 (百萬盾)
VTP	6,073	CTR	14,359
BSR	3,722	VEA	2,953
OIL	2,519	LPB	2,386
GEG	2,038	GHC	533
ACV	1,227	GVR	214

UPCOM 外資買/賣 超的前 5 名



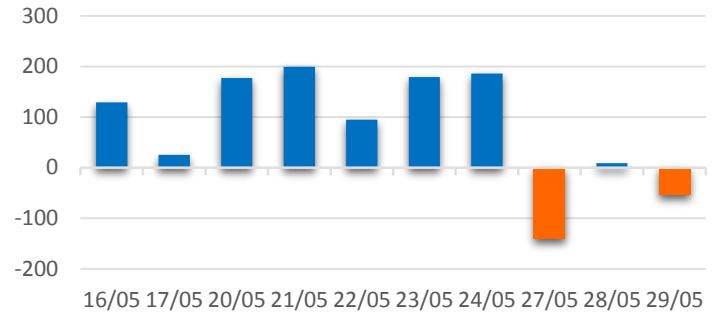
We Create **Fortune**

自營進出統計

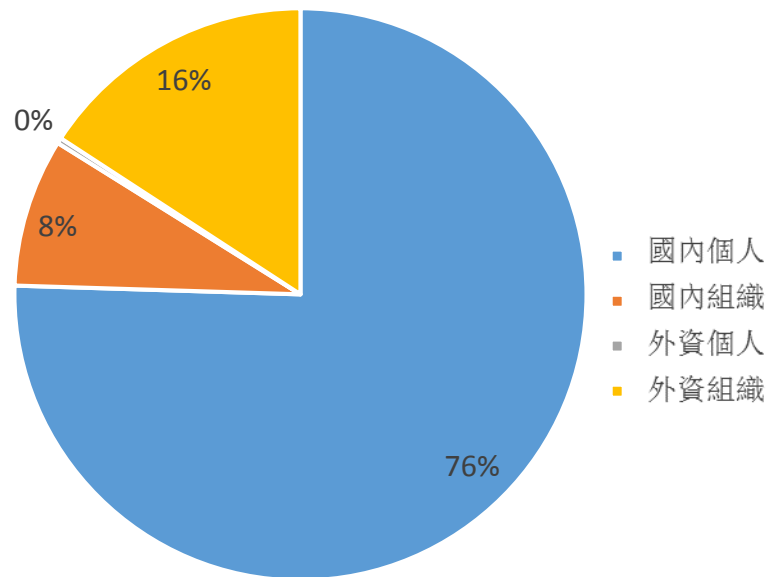
證券代碼	買超金額 (百萬盾)	證券代碼	賣超金額 (百萬盾)
VHM	7,282	VHM	6,494
VIC	2,183	VIC	7,232
TRC	15,971	E1VFN30	11,802
KBC	11,287	TCB	11,491
VNM	2,862	VNM	10,599

券商自營交易最大前名

券商自營交易每日買/賣超
(bil. VND)



越南證券市場投資人類別統計

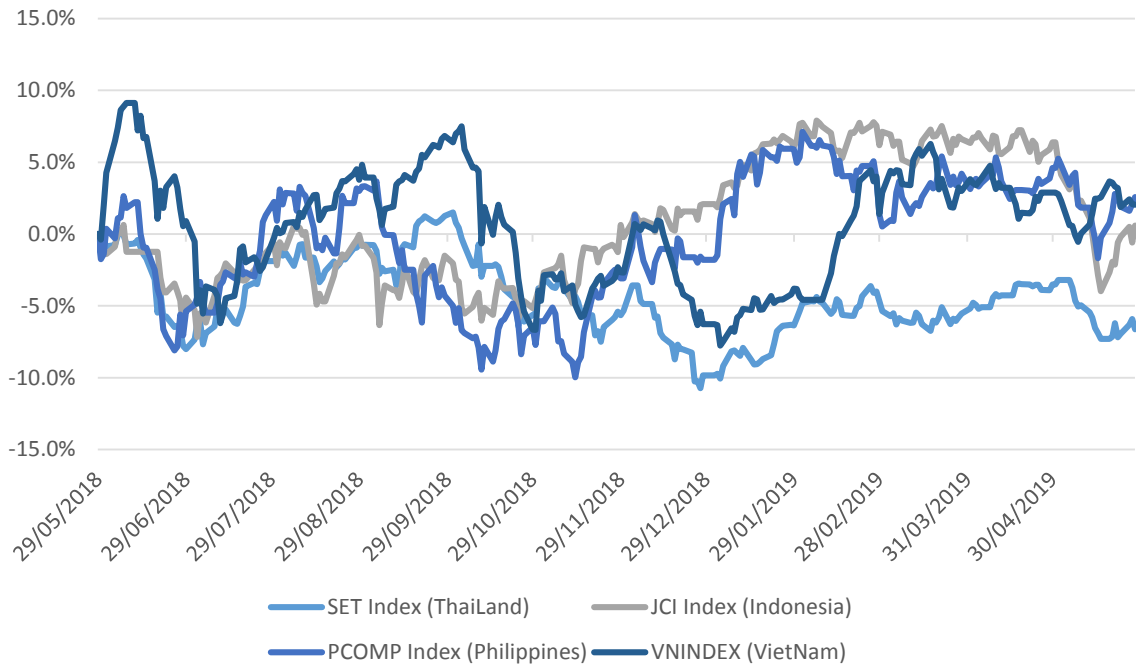


資料源: FiiPro – YSVN



We Create Fortune

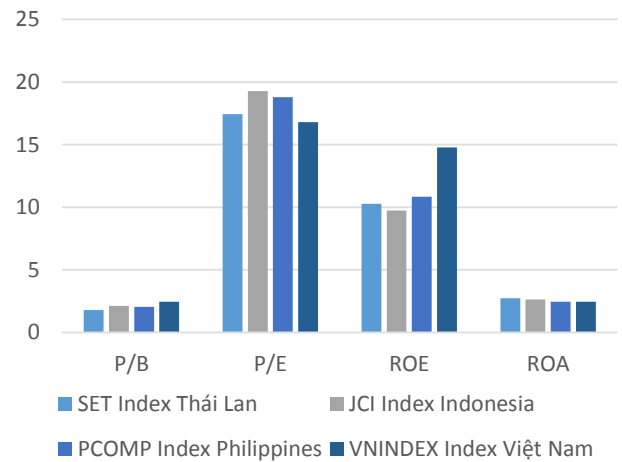
東南亞主要市場走勢比較



東南亞主要市場數據

		Thailand	Indonesia	Philippines	Vietnam
P/B		1.8x	2.1x	2.0x	2.4x
P/E		17.4x	19.3x	18.8x	16.8x
ROE	%	10.28	9.72	10.84	14.79
ROA	%	2.72	2.63	2.44	2.45
指數市值	Bil. USD	524.22	478.31	187.24	139.19
日成交	Mil. USD	6.02	1.02	0.30	0.12
股息殖利率	%	3.22	2.37	1.66	1.91

BloomBerg & YSVN





We Create **Fortune**

元大證券（越南）股份公司

個人客戶分析部

Nguyễn Thế Minh

研究分析經理

+84 28 3622 6868 ext 3826

minh.nguyen@yuantan.com.vn

Quách Đức Khánh

高級分析專員

+84 28 3622 6868 ext 3833

khanh.quach@yuantan.com.vn

Nguyễn Trịnh Ngọc Hồng

分析專員

+84 28 3622 6868 ext 3832

hong.nguyen@yuantan.com.vn

Phạm Tân Phát 高級

分析專員

+84 28 3622 6868 ext 3830

phat.pham@yuantan.com.vn

個人客戶業務部

Nguyễn Thanh Tùng

總公司業務經理

+84 28 3622 6868 ext 3609

tung.nguyen@yuantan.com.vn

Chung Kim Hoa

華人客戶部經理

+84 28 3622 6868 ext 3828

hoa.chung@yuantan.com.vn

Phù Vĩnh Quế

堤岸分行經理

+84 28 3622 6868

que.phu@yuantan.com.vn

Nguyễn Việt Quang

河內分行經理

+84 28 3622 6868 ext 3404

quang.nguyen@yuantan.com.vn

Võ Thị Thu Thủy

平陽分行經理

+84 28 3622 6868 ext 3505

thuy.vo@yuantan.com.vn

Bùi Quốc Phong

同奈分行經理

+84 28 3622 6868

phong.bui@yuantan.com.vn

Nguyễn Đức Hoàn

河內南部營業中心經理

+84 28 3622 6868 ext 3409

hoan.nguyen@yuantan.com.vn



We Create **Fortune**

Appendix A: Important Disclosures

Analyst Certification

Each research analyst primarily responsible for the content of this research report, in whole or in part, certifies that with respect to each security or issuer that the analyst covered in this report: (1) all of the views expressed accurately reflect his or her personal views about those securities or issuers; and (2) no part of his or her compensation was, is, or will be, directly or indirectly, related to the specific recommendations or views expressed by that research analyst in the research report.

Ratings Definitions

BUY: We have a positive outlook on the stock based on our expected absolute or relative return over the investment period. Our thesis is based on our analysis of the company's outlook, financial performance, catalysts, valuation and risk profile. We recommend investors add to their position.

HOLD-Outperform: In our view, the stock's fundamentals are relatively more attractive than peers at the current price. Our thesis is based on our analysis of the company's outlook, financial performance, catalysts, valuation and risk profile.

HOLD-Underperform: In our view, the stock's fundamentals are relatively less attractive than peers at the current price. Our thesis is based on our analysis of the company's outlook, financial performance, catalysts, valuation and risk profile.

SELL: We have a negative outlook on the stock based on our expected absolute or relative return over the investment period. Our thesis is based on our analysis of the company's outlook, financial performance, catalysts, valuation and risk profile. We recommend investors reduce their position.

Under Review: We actively follow the company, although our estimates, rating and target price are under review.

Restricted: The rating and target price have been suspended temporarily to comply with applicable regulations and/or Yuanta policies.

Note: Yuanta research coverage with a Target Price is based on an investment period of 12 months. Greater China Discovery Series coverage does not have a formal 12 month Target Price and the recommendation is based on an investment period specified by the analyst in the report.

Global Disclaimer

© 2018 Yuanta. All rights reserved. The information in this report has been compiled from sources we believe to be reliable, but we do not hold ourselves responsible for its completeness or accuracy. It is not an offer to sell or solicitation of an offer to buy any securities. All opinions and estimates included in this report constitute our judgment as of this date and are subject to change without notice.

This report provides general information only. Neither the information nor any opinion expressed herein constitutes an offer or invitation to make an offer to buy or sell securities or other investments. This material is prepared for general circulation to clients and is not intended to provide tailored investment advice and does not take into account the individual financial situation and objectives of any specific person who may receive this report. Investors should seek financial advice regarding the appropriateness of investing in any securities, investments or investment strategies discussed or recommended in this report. The information contained in this report has been compiled from sources believed to be reliable but no representation or warranty, express or implied, is made as to its accuracy, completeness or correctness. This report is not (and should not be construed as) a solicitation to act as securities broker or dealer in any jurisdiction by any person or company that is not legally permitted to carry on such business in that jurisdiction.

Yuanta research is distributed in the United States only to Major U.S. Institutional Investors (as defined in Rule 15a-6 under the Securities Exchange Act of 1934, as amended and SEC staff interpretations thereof). All transactions by a US person in the securities mentioned in this report must be effected through a registered broker-dealer under Section 15 of the Securities Exchange Act of 1934, as amended. Yuanta research is distributed in Taiwan by Yuanta Securities Investment Consulting. Yuanta research is distributed in Hong Kong by Yuanta Securities (Hong Kong) Co. Limited, which is licensed in Hong Kong by the Securities and Futures Commission for regulated activities, including Type 4 regulated activity (advising on securities). In Hong Kong, this research report may not be redistributed, retransmitted or disclosed, in whole or in part or any form or manner, without the express written