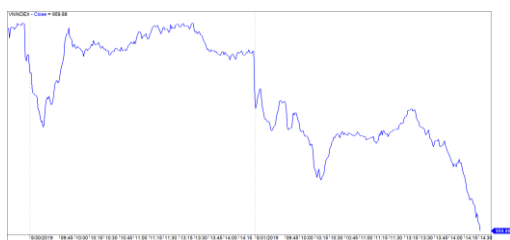


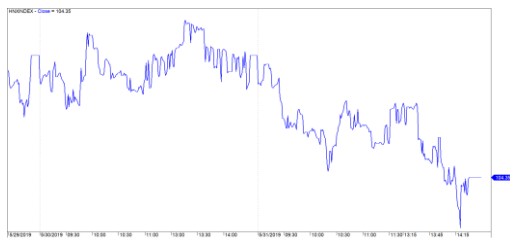
市場走勢 2019/05/31			
市場指數	VNI	HNI	UPCOM
收盤	959.88	104.35	55.13
%日	-0.23%	0.00%	-0.04%
%週	-1.36%	-0.92%	-0.63%
%月	-1.05%	-1.99%	-2.10%
%年	2.20%	-5.71%	5.42%
成交值(十億盾)			
當日	3,091	376	207
日均量/週	3,551	323	424
日均量/月	3,919	421	295
外資進出			
買進	533.35	2.71	39.03
賣出	329.65	3.74	28.91
買賣超	203.71	-1.03	10.13
市場漲跌家數			
上漲	91	70	199
下跌	198	78	114
持平	95	227	565
市場指標			
P/E	16.75	9.37	16.86
總市值 (兆盾)	3,278	190	939
股息殖利率	4.92%	4.11%	6.83%

資料源: Bloomberg – YSVN

VNINDEX



HNXINDEX



市場走勢

上週最後一交易日，亞洲股市走勢出現分歧，日經 225 指數下跌 1.63%，恒生指數下跌 0.79%，上海指數下跌 0.24%，而 KOSPI 指數小幅上漲。

午盤大力拋售繼續將兩大股指下挫。VN-Index 收跌 0.98%，收於 959.88 點，也是盤中最低點，HNX 指數跌失 0.92%，收於 104.35 點，Upcom 指數上漲 0.14%，收於 55.13 點。市場流動性維持低位，僅為 3.2 兆越盾。

市場一遍普跌。銀行股（TCB，MBB，VPB，EIB）、油氣股（GAS，PVS，PVD）、零售股（PNJ）、證券股（HCM，SSI）大幅下跌。近期強勁上漲的服裝股、漁業、輪胎、天然橡膠，工業區房地產股也同步下挫。SAB，MSN，HPG，NVL，VJC，KDC 等個股呈綠漲，但漲幅不大。中型股遭跌幅最大，VN-MID-Index 下跌 1.27%，VN30-Index 下跌 0.8%，VN-SMALL-Index 下跌 0.87% 時。

外資為盤中亮點，買超值達 2120 億越盾。HPG，VCB，PLX，HVN 是最受買入的個股，而唯有 VNM 遭拋售 480 越盾。

短線市場觀點

我們預計本週交易 VN-Index 可能會測試 950-955 點區間。同時，市場也處於短期超賣狀態，因此本週內市場可能會出現技術回調。另外，投資者對目前趨勢仍繼續持悲觀心態，股票比例繼續大幅下降，表明短期策略是降低庫存比例。

我們的趨勢指標系統仍維持兩大股指短期趨勢下跌，阻力區位於 VN-Index 的 987.99 點和 HNX 指數的 107.00 點。因此，我們建議短線投資者在技術回調期間可降低庫存比例。

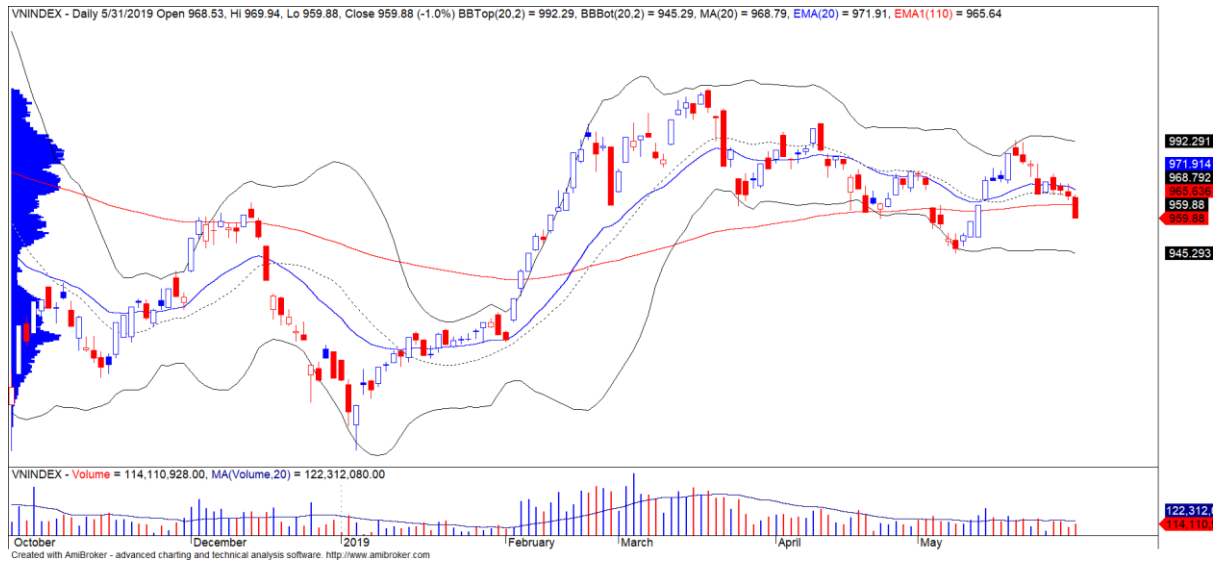
建議短線投資比重：39% 股票 / 61% 現金

(股票趨勢追蹤圖在下一頁內更新)



We Create Fortune

技術分析圖



指數技術分析圖 VN-Index



指數技術分析圖 HNX-Index

指數	短期趨勢	中期趨勢	阻力區 1	阻力區 2	支撐區 1	支撐區 2
VN-Index	下跌	上漲	1,000	1,025	965	953
HNX-Index	下跌	下跌	108	110	105	101
VN30	下跌	上漲	895	935	877	863
VNMidcaps	上漲	上漲	992	1,030	969	963
VNSmallcaps	下跌	上漲	835	845	822	804

We Create Fortune

股票趨勢追蹤表

股票	價格	短期趨勢	中期趨勢	短期買進價格	短期止損	暫計短期利潤%	短期訊號	中期買進價格	中期止損	暫計中期獲利%	中期訊號
AAA	17,750	上漲	上漲	18,350	17,409	-3.27%		16,850	16,230	5.34%	
ACB	29,000	下跌	下跌		29,635				31,844		
ACV	81,100	上漲	上漲	82,800	80,009	-2.05%		90,000	79,578	-9.89%	
ANV	29,950	下跌	上漲	26,700	30,213	13.16%	賣出	30,000	26,687	-0.17%	
ASM	7,370	下跌	下跌	7,750	7,436	-4.05%	賣出		8,502		
BFC	20,200	下跌	下跌	21,800	20,332	-6.73%	賣出		24,091		
BID	31,500	下跌	上漲		33,448			33,400	31,227	-5.69%	
BMP	47,000	上漲	下跌	47,500	45,488	-1.05%			51,260		
BSR	13,500	下跌	下跌	14,200	13,571	-4.43%	賣出		14,995		
BVH	76,800	上漲	下跌	79,000	74,727	-2.78%			85,113		
BWE	26,000	上漲	上漲	25,850	25,071	0.58%		20,000	24,073	30.00%	
CEO	11,500	下跌	下跌	12,200	11,685	-4.22%	賣出		13,256		
CII	23,050	下跌	下跌		23,804				25,446		
CMX	22,100	下跌	上漲		25,121			5,910	21,617	273.94%	
CSM	15,200	上漲	上漲	15,250	14,746	-0.33%		14,390	14,225	5.63%	
CTD	111,000	下跌	下跌		115,816				129,954		
CTG	20,300	下跌	上漲	21,350	20,598	-3.52%	賣出	22,700	19,639	-10.57%	
CTI	23,150	下跌	下跌		23,735				25,272		
CTR	26,900	下跌	N/A		29,160				4,207		
CVT	19,000	下跌	下跌		20,220			20,171	19,642	-2.62%	賣出
DCM	8,500	下跌	下跌		8,645				9,161		
DGC	30,400	下跌	下跌		31,951				35,196		
DGW	22,100	下跌	下跌	23,100	22,464	-2.75%	賣出		24,255		
DHA	36,100	上漲	上漲	32,250	35,429	11.94%		29,100	32,885	24.05%	
DHC	41,800	上漲	上漲	40,900	39,485	2.20%		35,200	35,540	18.75%	
DHG	115,500	上漲	上漲	115,900	111,777	-0.35%		93,000	109,338	24.19%	
DIG	14,250	下跌	下跌		14,507				15,880		
DPG	39,500	上漲	上漲	40,700	38,672	-2.95%		40,018	34,775	-1.29%	
DPM	17,850	上漲	下跌	18,150	17,731	-1.65%			19,712		
DPR	42,500	上漲	上漲	38,800	42,142	9.54%		42,500	40,501	0.00%	買進
DQC	18,750	下跌	下跌		19,802				22,527		
DRC	20,200	下跌	下跌		22,270				22,990		
DXG	18,300	下跌	下跌		19,588				22,180		
EIB	17,700	上漲	上漲	17,800	17,455	-0.56%		14,700	16,352	20.41%	

We Create Fortune

FCN	14,450	下跌	上漲		15,019			16,050	13,649	-9.97%	
FMC	28,300	上漲	下跌	28,950	27,778	-2.25%			30,886		
FPT	44,100	下跌	上漲		45,879			46,000	42,214	-4.13%	
GAS	104,300	下跌	上漲		112,145			101,000	101,898	3.27%	
GEX	22,350	上漲	上漲	22,900	21,903	-2.40%		24,700	21,615	-9.51%	
GIL	32,300	下跌	下跌		34,051				37,019		
GMD	26,100	下跌	下跌	26,350	26,311	-0.15%	賣出		27,993		
GTN	19,050	上漲	上漲	17,850	18,081	6.72%		15,000	16,369	27.00%	
GVR	11,700	上漲	上漲	12,000	11,626	-2.50%					
HAG	5,070	下跌	下跌		5,311				5,906		
HAX	14,000	下跌	下跌		14,320				15,510		
HBC	16,150	下跌	下跌	16,300	16,468	1.03%	賣出		18,315		
HCM	24,400	下跌	下跌	24,559	24,462	-0.40%	賣出		27,107		
HDB	27,300	上漲	下跌	27,600	25,873	-1.09%			29,637		
HDC	16,300	上漲	下跌	15,700	15,893	3.82%			16,575		
HDG	38,750	下跌	下跌	40,600	39,047	-3.83%	賣出		43,194		
HNG	15,200	上漲	下跌	15,700	15,086	-3.18%			16,554		
HPG	32,100	下跌	上漲		33,255			33,900	29,983	-5.31%	
HSG	8,130	上漲	上漲	7,700	8,053	5.58%		9,300	6,886	-12.58%	
HT1	16,400	下跌	上漲		17,753			14,800	15,465	10.81%	
HUT	3,000	下跌	下跌		3,244				3,949		
HVN	43,450	上漲	上漲	41,200	41,754	5.46%		39,000	36,310	11.41%	
KBC	14,400	上漲	下跌	14,300	13,963	0.70%			15,013		
KDH	31,000	上漲	下跌	30,900	30,139	0.32%			32,661		
KSB	23,000	下跌	下跌		23,678				26,296		
LCG	10,250	上漲	下跌	10,600	9,829	-3.30%			11,817		
LDG	9,000	下跌	下跌		9,659				11,012		
LHG	19,200	上漲	上漲	19,350	18,776	-0.78%		19,300	16,725	-0.52%	
LPB	8,000	下跌	下跌		8,380				9,135		
LSS	5,450	下跌	下跌	5,580	5,454	-2.26%	賣出		5,906		
MBB	20,850	下跌	上漲		21,771			21,850	20,106	-4.58%	
MPC	38,200	下跌	下跌		42,737			42,741	39,990	-6.43%	賣出
MSN	85,800	下跌	上漲		90,526			89,000	80,742	-3.60%	
MSR	20,200	上漲	下跌	20,300	19,640	-0.49%			20,715		
MWG	86,100	上漲	上漲	87,000	85,348	-1.03%		88,700	80,611	-2.93%	
NDN	14,400	上漲	上漲	14,100	14,190	2.13%		13,700	12,635	5.11%	
NKG	6,190	下跌	下跌		6,565				7,578		
NLG	29,550	下跌	上漲	27,650	29,805	7.79%	賣出	28,700	28,115	2.96%	
NT2	27,000	下跌	下跌		28,499				29,219		

We Create Fortune

NTL	22,300	下跌	上漲		24,257			10,450	21,175	113.40%	
NVL	60,200	上漲	下跌	58,100	57,698	3.61%			62,332		
OIL	12,700	上漲	下跌	13,300	12,545	-4.51%			14,394		
PAC	36,600	上漲	下跌	38,000	36,036	-3.68%			39,387		
PC1	22,800	下跌	下跌	23,950	23,084	-3.61%	賣出		25,195		
PDR	24,200	上漲	上漲	24,100	23,934	0.41%		29,000	22,587	-16.55%	
PHR	55,900	下跌	上漲		62,157			24,000	50,591	132.92%	
PLX	63,100	上漲	上漲	61,400	62,510	2.77%		62,400	57,705	1.12%	
PNJ	103,100	下跌	上漲	108,000	104,771	-2.99%	賣出	104,000	97,080	-0.87%	
POW	15,250	上漲	上漲	15,200	15,196	0.33%		15,700	13,604	-2.87%	
PVT	16,800	上漲	下跌	16,950	16,482	-0.88%			17,615		
PPC	27,000	上漲	上漲	27,200	26,469	-0.74%		19,700	24,232	37.06%	
PTB	64,400	上漲	上漲	66,100	63,793	-2.57%		64,000	58,833	0.63%	
PVB	18,800	下跌	上漲	20,100	18,902	-5.96%	賣出	20,100	16,786	-6.47%	
PVD	18,700	下跌	上漲		20,915			18,500	17,783	1.08%	
PVI	37,400	下跌	上漲		39,447			33,000	35,916	13.33%	
PVS	22,600	下跌	上漲	22,000	23,476	6.71%	賣出	21,100	21,468	7.11%	
PXS	4,850	下跌	上漲		5,323			4,850	4,262	0.00%	
QNS	31,300	下跌	下跌		32,467				34,760		
REE	32,500	下跌	上漲		33,453			33,325	31,114	-2.48%	
SAB	267,000	上漲	上漲	253,000	250,349	5.53%		245,000	236,198	8.98%	
SAM	7,490	下跌	上漲		7,555			7,400	7,052	1.22%	
SCR	7,100	上漲	下跌	7,250	7,086	-2.07%			7,650		
SHI	8,400	下跌	上漲		8,555			6,990	7,261	20.17%	
SJS	17,600	上漲	下跌	18,300	16,869	-3.83%			19,930		
SKG	13,900	上漲	下跌	13,950	13,636	-0.36%			14,892		
SSI	24,850	下跌	下跌		25,976				27,560		
STB	11,750	上漲	上漲	12,350	11,662	-4.86%		13,000	11,486	-9.62%	
TCB	22,600	下跌	下跌		23,656				N/A		
TCM	27,200	下跌	下跌	28,437	27,878	-1.97%	賣出		31,609		
TDH	12,100	上漲	上漲	11,700	11,615	3.42%		11,650	10,730	3.86%	
TLH	5,050	下跌	上漲		5,235			5,390	4,797	-6.31%	
TNG	22,400	下跌	上漲	22,400	22,807	1.82%	賣出	12,000	19,317	86.67%	
VCB	67,200	上漲	上漲	67,800	66,047	-0.88%		62,000	62,992	8.39%	
VCG	26,300	下跌	上漲		27,291			19,200	23,906	36.98%	
VCS	64,200	上漲	下跌	64,800	62,892	-0.93%			71,389		
VGC	20,050	上漲	下跌	20,000	19,852	0.25%			33,168		
VGT	11,500	上漲	下跌	12,000	11,277	-4.17%			13,091		
VHC	91,000	下跌	下跌	93,700	92,487	-1.29%	賣出		98,373		

We Create Fortune

VHM	82,000	下跌	下跌		85,938			80,000	82,630	3.29%	賣出
VIB	18,000	下跌	上漲		18,454			19,700	17,387	-8.63%	
VIC	114,600	上漲	上漲	113,000	113,329	1.42%		112,000	108,251	2.32%	
VIP	5,770	下跌	下跌		5,958				6,266		
VJC	124,500	上漲	上漲	114,400	120,128	8.83%		124,500	121,423	0.00%	買進
VND	16,000	下跌	下跌	16,250	16,014	-1.45%	賣出		17,819		
VNG	20,400	下跌	下跌		21,556				22,948		
VNM	129,500	下跌	下跌		136,675				139,488		
VPB	18,200	下跌	下跌		19,008				20,574		
VPI	40,700	下跌	下跌		41,528				43,124		
VRC	16,700	上漲	下跌	17,000	16,568	-1.76%			18,678		
VRE	34,800	上漲	上漲	36,000	34,582	-3.33%		35,000	31,101	-0.57%	
VSC	38,000	上漲	下跌	37,450	37,166	1.47%			40,353		

LARGECAPS 大型股票趨勢追蹤表

股票	價格	短期趨勢	中期趨勢	短期買進價格	短期止損	暫計短期利潤%	短期訊號	中期買進價格	中期止損	暫計中期獲利%	中期訊號
ACB	29,000	下跌	下跌		29,635				31,844		
BID	31,500	下跌	上漲		33,448			33,400	31,227	-5.69%	
BSR	13,500	下跌	下跌	14,200	13,571	-4.43%	賣出		14,995		
BVH	76,800	上漲	下跌	79,000	74,727	-2.78%			85,113		
CTG	20,300	下跌	上漲	21,350	20,598	-3.52%	賣出	22,700	19,639	-10.57%	
EIB	17,700	上漲	上漲	17,800	17,455	-0.56%		14,700	16,352	20.41%	
FPT	44,100	下跌	上漲		45,879			40,997	42,214	7.57%	
GAS	104,300	下跌	上漲		112,145			99,026	101,898	5.33%	
HDB	27,300	上漲	下跌	27,600	25,873	-1.09%			29,637		
HNG	15,200	上漲	下跌	15,700	15,086	-3.18%			16,554		
HPG	32,100	下跌	上漲		33,255			33,900	29,983	-5.31%	
HVN	43,450	上漲	上漲	41,200	41,754	5.46%		39,000	36,310	11.41%	
KDH	31,000	上漲	下跌	30,900	30,139	0.32%			32,661		
MBB	20,850	下跌	上漲		21,771			21,271	20,106	-1.98%	
MSN	85,800	下跌	上漲		90,526			89,000	80,742	-3.60%	
MWG	86,100	上漲	上漲	85,525	85,348	0.67%		88,700	80,611	-2.93%	
NVL	60,200	上漲	下跌	58,100	57,698	3.61%			62,332		
OIL	12,700	上漲	下跌	13,300	12,545	-4.51%			14,394		
PLX	63,100	上漲	N/A	61,400	62,510	2.77%		62,400	57,705	1.12%	
PNJ	103,100	下跌	上漲	107,800	104,771	-2.81%	賣出	103,807	97,080	-0.68%	

We Create Fortune

POW	15,250	上漲	上漲	15,200	15,196	0.33%		15,700	13,604	-2.87%	
PVS	22,600	下跌	上漲	22,000	23,476	6.71%	賣出	21,100	21,468	7.11%	
QNS	31,300	下跌	下跌		32,467				34,760		
REE	32,500	下跌	上漲		33,453			33,325	31,114	-2.48%	
ROS	29,950	下跌	上漲		32,376			34,800	27,327	-13.94%	
SSI	24,850	下跌	下跌		25,976				27,560		
STB	11,750	上漲	上漲	12,350	11,662	-4.86%		13,000	11,486	-9.62%	
TCB	22,600	下跌	下跌		23,656				25,683		
TPB	23,900	上漲	下跌	22,500	23,367	6.22%			N/A		
VCB	67,200	上漲	上漲	67,800	66,047	-0.88%		62,000	62,992	8.39%	
VCG	26,300	下跌	上漲		27,291			18,441	23,906	42.62%	
VEA	52,500	上漲	下跌	50,000	50,179	5.00%			N/A		
VGI	26,200	下跌	下跌	25,200	26,405	4.78%	賣出		N/A		
VHM	82,000	下跌	下跌		85,938			80,000	82,630	3.29%	賣出
VIB	18,000	下跌	上漲		18,454			19,700	17,387	-8.63%	
VIC	114,600	上漲	上漲	113,000	113,329	1.42%		112,000	108,251	2.32%	
VJC	124,500	上漲	上漲	114,400	120,128	8.83%		124,500	121,423	0.00%	買進
VNM	129,500	下跌	下跌		136,675				139,488		
VPB	18,200	下跌	下跌		19,008				20,574		
VRE	34,800	上漲	上漲	34,967	34,582	-0.48%		33,996	31,101	2.37%	

MIDCAPS 中型股票趨勢追蹤表

股票	價格	短期趨勢	中期趨勢	短期買進價格	短期止損	暫計短期利潤%	短期訊號	中期買進價格	中期止損	暫計中期獲利%	中期訊號
AAA	17,750	上漲	上漲	18,350	17,409	-3.27%		16,850	16,230	5.34%	
ANV	29,950	下跌	上漲	25,548	30,213	18.26%	賣出	30,000	26,687	-0.17%	
ASM	7,370	下跌	下跌	7,750	7,436	-4.05%	賣出		8,502		
BMP	47,000	上漲	下跌	47,500	45,488	-1.05%			51,260		
BWE	26,000	上漲	上漲	25,850	25,071	0.58%		19,440	24,073	33.74%	
C4G	9,400	下跌	#N/A		10,357				#N/A		
CEO	11,500	下跌	下跌	12,200	11,685	-4.22%	賣出		13,256		
CII	23,050	下跌	下跌		23,804				25,446		
CRE	24,800	下跌	#N/A		25,747				#N/A		
CTI	23,150	下跌	下跌		23,735				25,272		
CTR	26,900	下跌	#N/A		29,160				#N/A		
DCM	8,500	下跌	下跌		8,645				9,161		
DHC	41,800	上漲	上漲	40,900	39,485	2.20%		35,200	35,540	18.75%	

We Create Fortune

DIG	14,250	下跌	下跌		14,507				15,880		
DPM	17,850	上漲	下跌	18,150	17,731	-1.65%			19,712		
DRC	20,200	下跌	下跌		22,270				22,990		
DXG	18,300	下跌	下跌		19,588				22,180		
E1VFN30	14,550	下跌	下跌	14,940	14,620	-2.14%	賣出		15,587		
FCN	14,450	下跌	上漲		15,019			16,050	13,649	-9.97%	
FLC	4,520	下跌	下跌		4,665				5,123		
FTM	23,300	下跌	上漲	15,400	23,373	51.77%	賣出	16,250	20,986	43.38%	
GEG	21,300	下跌	上漲		22,987			12,900	20,497	65.12%	
GEX	22,350	上漲	上漲	22,900	21,903	-2.40%		24,700	21,615	-9.51%	
GMD	26,100	下跌	下跌	26,350	26,311	-0.15%	賣出		27,993		
GTN	19,050	上漲	上漲	17,850	18,081	6.72%		15,000	16,369	27.00%	
GVR	11,700	上漲	#N/A	12,000	11,626	-2.50%			#N/A		
HAG	5,070	下跌	下跌		5,311				5,906		
HBC	16,150	下跌	下跌	16,300	16,468	1.03%	賣出		18,315		
HCM	24,400	下跌	下跌	24,559	24,462	-0.40%	賣出		27,107		
HDG	38,750	下跌	下跌	40,600	39,047	-3.83%	賣出		43,194		
HPX	26,250	下跌	#N/A		26,803				#N/A		
HSG	8,130	上漲	上漲	7,700	8,053	5.58%		8,452	6,886	-3.82%	
HT1	16,400	下跌	上漲		17,753			14,800	15,465	10.81%	
IBC	20,550	下跌	上漲	21,284	20,628	-3.08%	賣出	24,900	19,303	-17.47%	
IDI	8,020	上漲	上漲	8,410	7,952	-4.64%		9,150	7,253	-12.35%	
IJC	10,750	上漲	下跌	10,600	10,487	1.42%			11,501		
ITA	3,200	上漲	上漲	3,190	3,127	0.31%		3,200	2,747	0.00%	
KBC	14,400	上漲	下跌	14,300	13,963	0.70%			15,013		
KSB	23,000	下跌	下跌		23,678				26,296		
LDG	9,000	下跌	下跌		9,659				11,012		
LPB	8,000	下跌	下跌		8,380				9,135		
MBS	15,600	上漲	#N/A	15,800	15,400	-1.27%		16,000	#N/A	#N/A	
MPC	38,200	下跌	下跌		42,737			42,741	39,990	-6.43%	賣出
NBB	21,450	上漲	上漲	19,300	20,695	11.14%		21,500	18,024	-0.23%	
NKG	6,190	下跌	下跌		6,565				7,578		
NLG	29,550	下跌	上漲	27,650	29,805	7.79%	賣出	28,700	28,115	2.96%	
NT2	27,000	下跌	下跌		28,499				29,219		
NTC	#####	上漲	#N/A	112,000	132,009	26.34%		120,000	#N/A	#N/A	
NTL	22,300	下跌	上漲		24,257			9,331	21,175	138.98%	
NVB	8,200	下跌	下跌		8,934				9,493		
OGC	4,240	上漲	下跌	4,420	4,230	-4.07%			4,794		
PC1	22,800	下跌	下跌	23,950	23,084	-3.61%	賣出		25,195		

We Create Fortune

PDR	24,200	上漲	上漲	24,100	23,934	0.41%		23,595	22,587	2.56%	
PHR	55,900	下跌	上漲		62,157			22,864	50,591	144.49%	
PPC	27,000	上漲	上漲	26,065	26,469	3.59%		17,422	24,232	54.98%	
PTB	64,400	上漲	上漲	62,774	63,793	2.59%		60,780	58,833	5.96%	
PVD	18,700	下跌	上漲		20,915			18,500	17,783	1.08%	
PVI	37,400	下跌	上漲		39,447			31,325	35,916	19.39%	
PVT	16,800	上漲	下跌	16,950	16,482	-0.88%			17,615		
QCG	5,150	上漲	上漲	5,400	4,954	-4.63%		5,910	4,638	-12.86%	
SAM	7,490	下跌	上漲		7,555			7,400	7,052	1.22%	
SBT	18,050	上漲	下跌	18,300	17,654	-1.37%			19,311		
SCR	7,100	上漲	下跌	7,250	7,086	-2.07%			7,650		
SHB	7,000	下跌	下跌		7,476				8,068		
SHS	11,300	下跌	上漲		11,945			12,100	10,571	-6.61%	
SJS	17,600	上漲	下跌	18,300	16,869	-3.83%			19,930		
STK	24,450	上漲	上漲	23,700	24,119	3.16%		17,000	20,740	43.82%	
SZC	18,200	上漲	#N/A	16,750	18,068	8.66%			#N/A		
TCH	20,700	下跌	上漲		21,413			21,000	20,591	-1.43%	
TCM	27,200	下跌	下跌	30,400	27,878	-8.30%	賣出		31,609		
TNG	22,400	下跌	上漲	22,400	22,807	1.82%	賣出	12,000	19,317	86.67%	
TTB	24,100	上漲	上漲	24,100	23,821	0.00%		23,700	22,094	1.69%	
VCI	30,300	下跌	下跌		31,855				36,848		
VGT	11,500	上漲	#N/A	12,000	11,277	-4.17%			#N/A		
VHC	91,000	下跌	下跌	91,681	92,487	0.88%	賣出		98,373		
VND	16,000	下跌	下跌	16,250	16,014	-1.45%	賣出		17,819		
VNG	20,400	下跌	下跌		21,556				22,948		
VPI	40,700	下跌	下跌		41,528				42,859		

SMALLCAPS 小型股票趨勢追蹤表

股票	價格	短期趨勢	中期趨勢	短期買進價格	短期止損	暫計短期利潤%	短期訊號	中期買進價格	中期止損	暫計中期獲利%	中期訊號
AAV	10,000	下跌	#N/A		10,511			16,850	#N/A	#N/A	
AGR	3,590	下跌	上漲		3,810			3,990	3,542	-10.03%	
AMD	1,760	下跌	下跌		1,874				2,269		
APG	7,500	下跌	下跌		8,107				9,066		
ART	2,600	下跌	下跌		2,956				3,618		
BCC	8,300	下跌	上漲	9,000	8,576	-4.71%	賣出	7,700	7,657	7.79%	
BCG	5,770	下跌	上漲		6,254			6,390	5,406	-9.70%	

We Create Fortune

C69	10,300	上漲	上漲	8,800	10,112	17.05%		5,300	8,706	94.34%	
CCL	4,500	上漲	上漲	3,550	4,186	26.76%		3,460	3,576	30.06%	
CRC	14,900	下跌	下跌		16,303				19,156		
CVT	19,000	下跌	下跌		20,220			20,171	19,642	-2.62%	賣出
DAG	6,620	下跌	下跌		6,889				7,491		
DAH	8,280	下跌	上漲		8,609			4,664	7,307	77.52%	
DGW	22,100	下跌	下跌	23,100	22,464	-2.75%	賣出		24,255		
DLG	1,350	下跌	下跌		1,476			1,730	1,395	-19.35%	賣出
DRH	6,490	下跌	下跌		7,022				8,529		
DTD	14,200	上漲	上漲	10,400	12,865	36.54%		12,900	9,983	10.08%	
EVG	2,800	下跌	下跌		2,876				3,023		
FIT	3,210	下跌	上漲		3,475			3,640	2,853	-11.81%	
GKM	15,200	下跌	上漲		15,566			11,425	14,952	33.05%	
HAH	13,800	上漲	下跌	13,800	13,382	0.00%			14,212		
HAI	1,600	下跌	下跌		1,710				2,000		
HAP	3,500	下跌	上漲		3,979			3,670	3,246	-4.63%	
HAR	3,970	上漲	上漲	3,250	3,779	22.15%		3,710	2,639	7.01%	
HCD	3,900	下跌	下跌		4,218				5,038		
HDA	10,800	下跌	上漲		11,381			10,400	10,481	3.85%	
HDC	16,300	上漲	下跌	15,700	15,893	3.82%			16,575		
HHP	17,300	下跌	#N/A		18,534				#N/A		
HHS	3,650	下跌	下跌		3,719				3,985		
HII	12,900	上漲	下跌	13,450	12,634	-4.09%			14,744		
HQC	1,380	下跌	下跌		1,437				1,542		
HSL	10,000	上漲	下跌	9,600	9,737	4.17%			11,235		
HUT	3,000	下跌	下跌		3,244				3,949		
HVG	3,710	下跌	下跌		4,466				5,973		
HVH	26,850	上漲	#N/A	27,250	25,898	-1.47%			#N/A		
JVC	3,100	下跌	上漲		3,216			3,280	2,981	-5.49%	
KLF	1,500	下跌	下跌		1,820				2,005		
KMR	3,150	上漲	上漲	3,450	3,055	-8.70%		3,680	2,649	-14.40%	
LCG	10,250	上漲	下跌	10,600	9,829	-3.30%			11,817		
LGL	9,650	下跌	上漲		10,057			7,113	8,529	35.66%	
LHG	19,200	上漲	上漲	17,862	18,776	7.49%		19,300	16,725	-0.52%	
LMH	15,350	上漲	#N/A	12,400	13,493	23.79%			#N/A		
MST	3,600	下跌	下跌		4,231				5,089		
NDN	14,400	上漲	上漲	14,100	14,190	2.13%		13,104	12,635	9.89%	
PHC	13,150	上漲	上漲	13,800	12,959	-4.71%		14,450	12,650	-9.00%	
PVB	18,800	下跌	上漲	20,100	18,902	-5.96%	賣出	20,100	16,786	-6.47%	



We Create Fortune

PVC	7,000	下跌	上漲	7,400	7,020	-5.14%	賣出	7,100	6,199	-1.41%	
PXL	6,800	上漲	下跌	6,400	6,111	6.25%			7,604		
PXS	4,850	下跌	上漲		5,323			4,850	4,262	0.00%	
QBS	3,260	上漲	下跌	3,350	3,163	-2.69%			3,619		
SFG	16,200	下跌	上漲	15,550	16,381	5.34%	賣出	11,494	14,905	40.94%	
SHI	8,400	下跌	上漲		8,555			6,233	7,261	34.77%	
SJF	3,170	下跌	下跌		3,670				5,211		
SKG	13,900	上漲	下跌	13,950	13,636	-0.36%			14,892		
TDH	12,100	上漲	上漲	11,700	11,615	3.42%		11,650	10,730	3.86%	
TIG	3,800	上漲	上漲	3,900	3,455	-2.56%		3,200	3,029	18.75%	
TLD	5,900	下跌	下跌		6,106				6,758		
TLH	5,050	下跌	上漲		5,235			5,850	4,797	-13.68%	
TNI	11,000	上漲	下跌	11,350	10,511	-3.08%			12,010		
TTF	3,420	上漲	上漲	3,690	3,324	-7.32%		3,990	3,028	-14.29%	
TTH	4,500	下跌	上漲		4,732			5,273	4,217	-14.66%	
TVB	17,200	下跌	下跌		19,179				20,422		
TVC	12,500	下跌	上漲	13,700	12,791	-6.63%	賣出	9,400	12,451	32.98%	
VC3	23,100	上漲	上漲	23,100	22,538	0.00%		22,000	21,070	5.00%	
VCR	23,000	上漲	上漲	13,300	19,605	72.93%		3,900	15,579	489.74%	
VNE	4,180	下跌	上漲		4,290			4,650	3,958	-10.11%	
VPG	21,700	上漲	上漲	17,583	21,270	23.41%		20,456	18,298	6.08%	
VRC	16,700	上漲	下跌	17,000	16,568	-1.76%			18,678		
YBM	10,550	下跌	下跌		11,338				13,248		



We Create Fortune

胡志明市交易所 (HSX)

	收盤	漲跌%
VNI	959.88	-0.23%
VN30	876.29	-0.02%
VN Mid	967.24	-0.27%
VN Small	814.37	-0.03%

河內交易所 (HSX)

	收盤	漲跌%
HNI	104.35	0.00%
HN30	190.04	0.03%
VNX AllSh	852.21	-0.14%

UPCOM 市場 (UPCoM)

	收盤	漲跌%
UPCoM	55.13	-0.04%

外資交易	成交值(十億盾)	
買進	533.35	
賣出	329.65	
買超/賣超	203.71	

外資交易	成交值(十億盾)	
買進	2.71	
賣出	3.74	
買超/賣超	-1.03	

外資交易	成交值(十億盾)	
買進	39.03	
賣出	28.91	
買超/賣超	10.13	

上漲排名/股碼	漲跌(VND)	漲跌%
KDC	650	3.41%
DBD	1300	3.06%
SHI	210	2.56%
NAF	400	2.27%
BMI	500	1.89%

上漲排名/股碼	漲跌(VND)	漲跌%
VCR	800	3.60%
L14	300	0.63%
TAR	100	0.33%
DNP	0	0.00%
NDN	0	0.00%

上漲排名/股碼	漲跌(VND)	漲跌%
PXL	200	3.03%
HND	200	1.64%
VTP	1800	0.97%
VEA	300	0.57%
LPB	0	0.00%

下跌排名/股碼	漲跌(VND)	漲跌%
ANV	-2250	-6.99%
SFG	-1000	-5.81%
SZL	-2600	-5.58%
TVT	-2200	-5.47%
PVD	-1000	-5.08%

下跌排名/股碼	漲跌(VND)	漲跌%
PVX	-100	-7.69%
TNG	-1500	-6.28%
PVS	-1100	-4.64%
NVB	-300	-3.53%
BCC	-300	-3.49%

下跌排名/股碼	漲跌(VND)	漲跌%
CTR	-1900	-6.60%
MSR	-1400	-6.48%
GVR	-700	-5.65%
VGI	-1300	-4.73%
MPC	-1300	-3.29%

*備註：市值>5,000 億盾；成交值>15 億盾

市值排名/股碼	十億盾	
VIC	394,443	
VHM	276,670	
VCB	251,091	
VNM	228,993	
GAS	206,898	

市值排名/股碼	十億盾	
ACB	36,293	
VCG	11,661	
PVS	11,328	
VCS	10,176	
PVI	8,736	

市值排名/股碼	十億盾	
ACV	176,740	
VEA	69,386	
VGI	61,801	
MCH	58,878	
GVR	49,764	

交易量排名/股碼	成交值	30 日均
EIB	8,815,830	3,465,812
ITA	7,872,650	4,168,273
PVD	7,606,890	4,718,370
ROS	7,569,580	10,264,372
HSG	4,459,300	3,481,129

交易量排名/股碼	成交值	30 日均
PVS	5,757,479	3,921,111
TNG	2,413,710	979,040
PVX	2,020,769	425,991
MPT	1,802,200	641,193
SHB	1,627,897	3,976,917

交易量排名/股碼	成交值	30 日均
BSR	1,631,680	2,071,742
VHG	1,321,500	0
EVF	1,280,164	465,141
VGI	1,125,293	721,164
VGT	717,358	396,814

資料源: Bloomberg & Yuanta Research

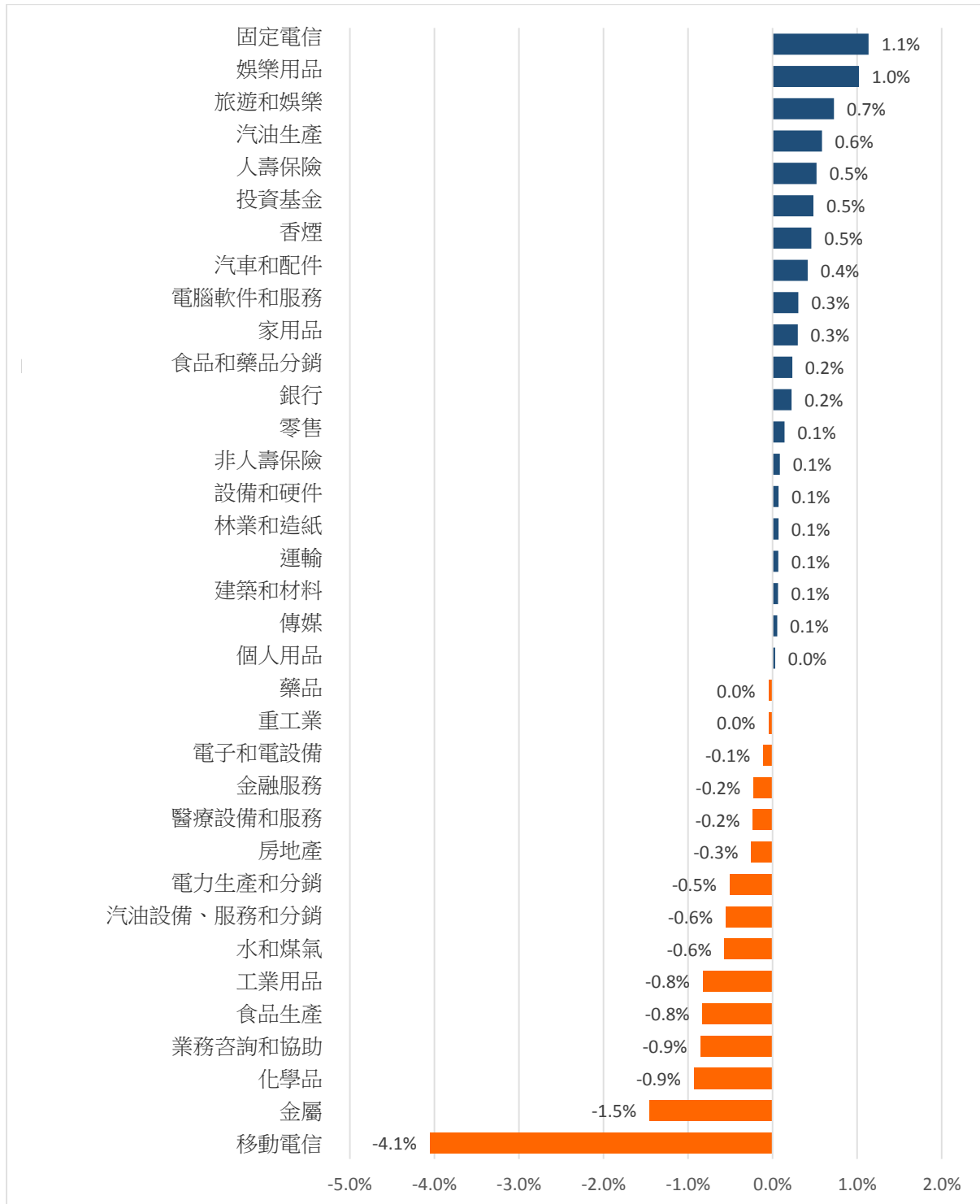
資料源: Bloomberg & Yuanta Research

資料源: Bloomberg & Yuanta Research



We Create Fortune

各行業板塊的交易走勢

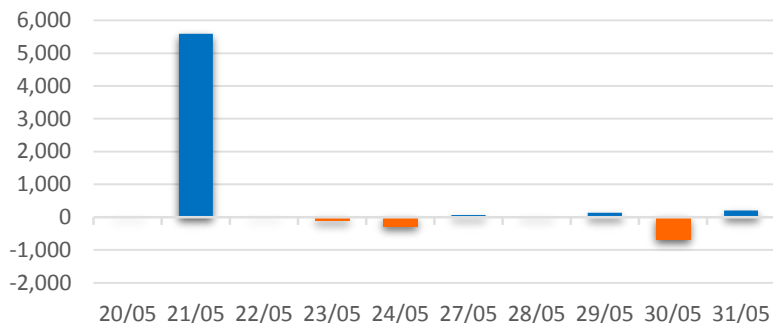


資料源: FiinPro – YSVN

We Create Fortune

外資買進賣統計

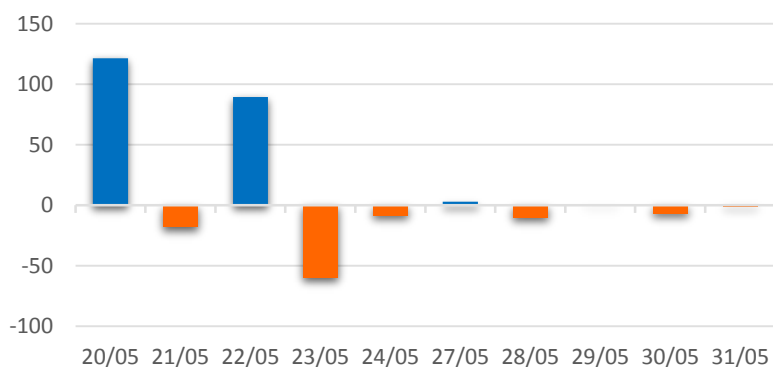
HSX 外資每日買/賣超



證券代碼	買超金額 (百萬盾)	證券代碼	賣超金額 (百萬盾)
HPG	41,663	VNM	48,027
VCB	26,341	VHM	7,756
PLX	26,058	SSI	6,081
HVN	21,379	YEG	4,898
NVL	20,705	DPM	2,838

HSX 外資買/賣 超的前 5 名

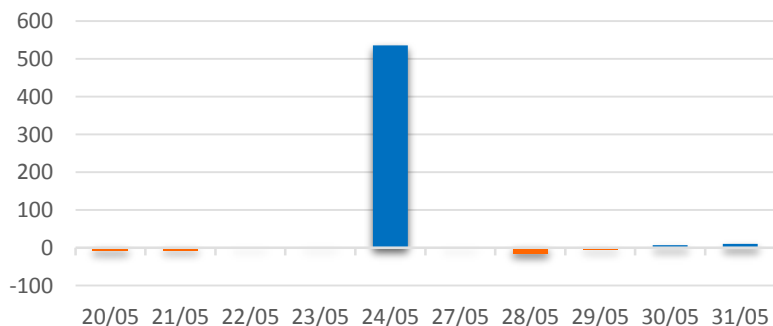
HNX 外資每日買/賣超



證券代碼	買超金額 (百萬盾)	證券代碼	賣超金額 (百萬盾)
TIG	817	PVS	1,574
ART	234	DNP	855
SHB	181	INN	353
TNG	160	PMP	109
HVT	97	DBC	90

HNX 外資買/賣 超的前 5 名

UPCOM 外資每日買/賣超



證券代碼	買超金額 (百萬盾)	證券代碼	賣超金額 (百萬盾)
VEA	7,927	HND	1,532
VTP	3,663	BSR	1,076
GEG	967	SDI	655
ACV	828	VGI	486
FOC	371	NTC	326

UPCOM 外資買/賣 超的前 5 名



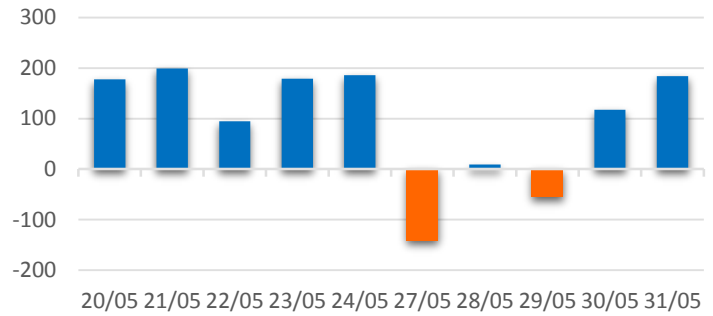
We Create Fortune

自營進出統計

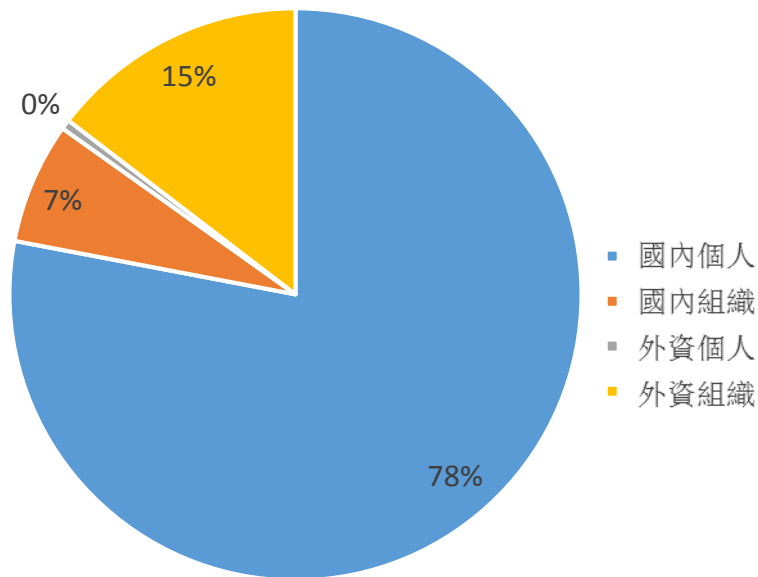
證券代碼	買超金額 (百萬盾)	證券代碼	賣超金額 (百萬盾)
MSN	113,590	VHM	7,489
VHM	7,028	VIC	0
VIC	9,391	HPG	11,871
MBB	11,890	VNM	0
VNM	11,889	VHM	7,489

券商自營交易最大前名

券商自營交易每日買/賣超 (bil. VND)



越南證券市場投資人類別統計

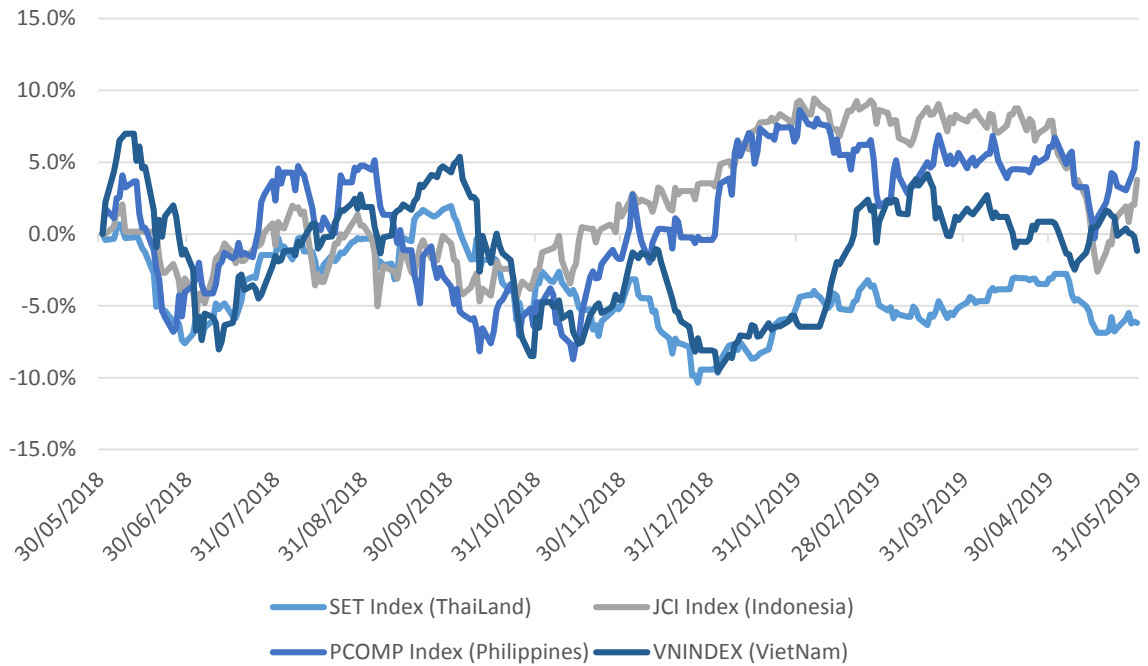


資料源: FiiPro – YSVN



We Create Fortune

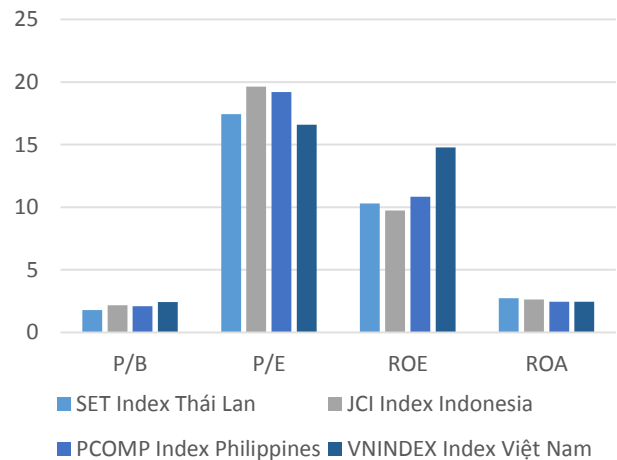
東南亞主要市場走勢比較



東南亞主要市場數據

		Thailand	Indonesia	Philippines	Vietnam
P/B		1.8x	2.2x	2.1x	2.4x
P/E		17.4x	19.6x	19.2x	16.6x
ROE	%	10.29	9.72	10.84	14.77
ROA	%	2.73	2.63	2.44	2.45
Vốn hóa	Tỷ USD	523.62	488.80	189.77	139.20
GTGD	Triệu USD	1.21	0.47	0.10	0.10
LS cổ tức	%	3.23	2.32	1.63	1.92

BloomBerg & YSVN





We Create **Fortune**

元大證券（越南）股份公司

個人客戶分析部

Nguyễn Thế Minh

研究分析經理

+84 28 3622 6868 ext 3826
minh.nguyen@yuanta.com.vn

Quách Đức Khánh

高級分析專員

+84 28 3622 6868 ext 3833
khanh.quach@yuanta.com.vn

Nguyễn Trịnh Ngọc Hồng

分析專員

+84 28 3622 6868 ext 3832
hong.nguyen@yuanta.com.vn

Phạm Tân Phát

高級分析專員

+84 28 3622 6868 ext 3830
phat.pham@yuanta.com.vn

個人客戶業務部

Nguyễn Thanh Tùng

總公司業務經理

+84 28 3622 6868 ext 3609
tung.nguyen@yuanta.com.vn

Chung Kim Hoa

華人客戶部經理

+84 28 3622 6868 ext 3828
hoa.chung@yuanta.com.vn

Phù Vĩnh Qué

堤岸分行經理

+84 28 3622 6868
que.phu@yuanta.com.vn

Nguyễn Việt Quang

河內分行經理

+84 28 3622 6868 ext 3404
quang.nguyen@yuanta.com.vn

Võ Thị Thu Thủy

平陽分行經理

+84 28 3622 6868 ext 3505
thuy.vo@yuanta.com.vn

Bùi Quốc Phong

同奈分行經理

+84 28 3622 6868
phong.bui@yuanta.com.vn

Nguyễn Đức Hoàn

河內南部營業中心經理

+84 28 3622 6868 ext 3409
hoan.nguyen@yuanta.com.vn



We Create **Fortune**

Appendix A: Important Disclosures

Analyst Certification

Each research analyst primarily responsible for the content of this research report, in whole or in part, certifies that with respect to each security or issuer that the analyst covered in this report: (1) all of the views expressed accurately reflect his or her personal views about those securities or issuers; and (2) no part of his or her compensation was, is, or will be, directly or indirectly, related to the specific recommendations or views expressed by that research analyst in the research report.

Ratings Definitions

BUY: We have a positive outlook on the stock based on our expected absolute or relative return over the investment period. Our thesis is based on our analysis of the company's outlook, financial performance, catalysts, valuation and risk profile. We recommend investors add to their position.

HOLD-Outperform: In our view, the stock's fundamentals are relatively more attractive than peers at the current price. Our thesis is based on our analysis of the company's outlook, financial performance, catalysts, valuation and risk profile.

HOLD-Underperform: In our view, the stock's fundamentals are relatively less attractive than peers at the current price. Our thesis is based on our analysis of the company's outlook, financial performance, catalysts, valuation and risk profile.

SELL: We have a negative outlook on the stock based on our expected absolute or relative return over the investment period. Our thesis is based on our analysis of the company's outlook, financial performance, catalysts, valuation and risk profile. We recommend investors reduce their position.

Under Review: We actively follow the company, although our estimates, rating and target price are under review.

Restricted: The rating and target price have been suspended temporarily to comply with applicable regulations and/or Yuanta policies.

Note: Yuanta research coverage with a Target Price is based on an investment period of 12 months. Greater China Discovery Series coverage does not have a formal 12 month Target Price and the recommendation is based on an investment period specified by the analyst in the report.

Global Disclaimer

© 2018 Yuanta. All rights reserved. The information in this report has been compiled from sources we believe to be reliable, but we do not hold ourselves responsible for its completeness or accuracy. It is not an offer to sell or solicitation of an offer to buy any securities. All opinions and estimates included in this report constitute our judgment as of this date and are subject to change without notice.

This report provides general information only. Neither the information nor any opinion expressed herein constitutes an offer or invitation to make an offer to buy or sell securities or other investments. This material is prepared for general circulation to clients and is not intended to provide tailored investment advice and does not take into account the individual financial situation and objectives of any specific person who may receive this report. Investors should seek financial advice regarding the appropriateness of investing in any securities, investments or investment strategies discussed or recommended in this report. The information contained in this report has been compiled from sources believed to be reliable but no representation or warranty, express or implied, is made as to its accuracy, completeness or correctness. This report is not (and should not be construed as) a solicitation to act as securities broker or dealer in any jurisdiction by any person or company that is not legally permitted to carry on such business in that jurisdiction.

Yuanta research is distributed in the United States only to Major U.S. Institutional Investors (as defined in Rule 15a-6 under the Securities Exchange Act of 1934, as amended and SEC staff interpretations thereof). All transactions by a US person in the securities mentioned in this report must be effected through a registered broker-dealer under Section 15 of the Securities Exchange Act of 1934, as amended. Yuanta research is distributed in Taiwan by Yuanta Securities Investment Consulting. Yuanta research is distributed in Hong Kong by Yuanta Securities (Hong Kong) Co. Limited, which is licensed in Hong Kong by the Securities and Futures Commission for regulated activities, including Type 4 regulated activity (advising on securities). In Hong Kong, this research report may not be redistributed, retransmitted or disclosed, in whole or in part or any form or manner, without the express written