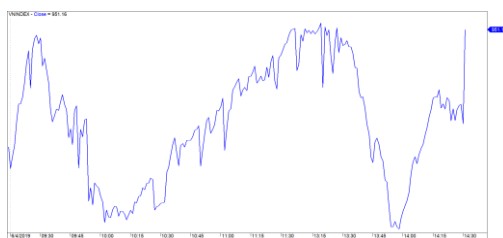


市場走勢 2019/06/04

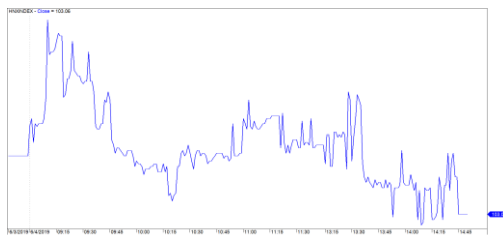
市場指數	VNI	HNI	UPCOM
收盤	951.16	103.06	54.90
%日	0.50%	-0.21%	0.18%
%週	-2.14%	-1.88%	-0.42%
%月	-2.36%	-3.57%	-1.56%
%年	-6.18%	-12.90%	2.37%
成交值(十億盾)			
當日	3,287	222	207
日均量/週	3,616	312	225
日均量/月	3,936	417	296
外資進出			
買進	542.25	2.73	48.87
賣出	350.30	15.06	32.74
買賣超	191.94	-12.33	16.13
市場漲跌家數			
上漲	160	71	201
下跌	129	64	97
持平	95	240	580
市場指標			
P/E	16.34	9.19	16.65
總市值 (兆盾)	3,201	187	928
股息殖利率	4.96%	3.41%	6.94%

資料源: Bloomberg – YSVN

VNINDEX



HNIINDEX



市場走勢

越南股市經一連串暴跌後，首次出現回調。VN-Index 收漲 0.5%至 951.16 點，HNX 跌失 0.22%，收於 103.06 點，Upcom 略微上揚。流動性大幅下降，僅達 2.45 兆越盾，主要是由於 HSX 交易大幅減少。

由於 BID，VCB，SAB，PLX，VRE，GAS 等市值大個股的回調，市場小幅回升。相反，TCB，CTD 跌幅超過 1%。雖然投資者對大型股持謹慎態度，但許多微盈股表現有所改善，如 DBD，DCL，SFG，LCG，LHG，BMC 等。VNSmall-Index 上漲 0.37%，VN30-Index 小幅上揚，而 VNMID-Index 小幅下跌。

外資強勁買超近 2000 億越盾，其中 E1VFN30 獲買入近 800 億越盾，VIC，NVL，VCB 也獲積極買超。VNM，PVS，VJC 遭拋售但不多。

短線市場觀點

我們預計未來數盤 VN-Index 可能會重新測試最近阻力區 955 - 960 點。同時，我們估計這只是短期技術性回調，現金流仍偏低，表明回調幅度仍很弱，難以持續。此外，投資者情緒有所改善，股票比重繼續下降，表明短期策略仍是優先降低庫存比例。

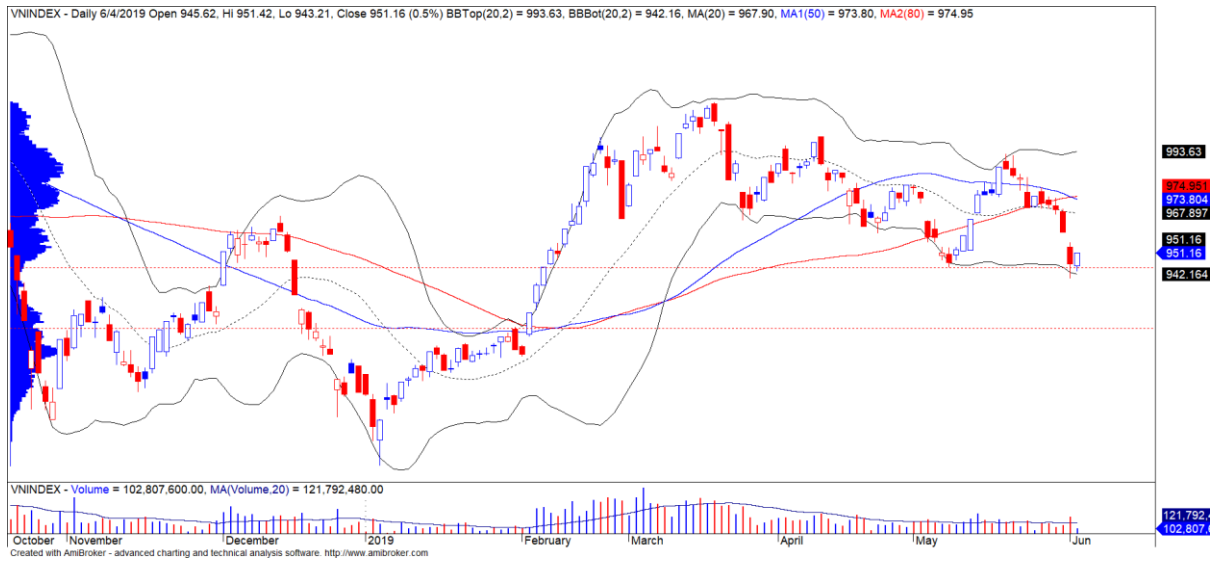
我們的趨勢指標仍維持兩大股指短期趨勢下跌，阻力區位於 VN-Index 的 967.39 點和 HNX 指數的 105.96 點。因此，我們建議短線投資者可利用回調期間將庫存比例降低至建議比例，不宜開新倉。

建議短線投資比重：25% 股票 / 75% 現金

(股票趨勢追蹤圖在下一頁內更新)

We Create Fortune

技術分析圖



指數技術分析圖 VN-Index



指數技術分析圖 HNX-Index

指數	短期趨勢	中期趨勢	阻力區 1	阻力區 2	支撐區 1	支撐區 2
VN-Index	下跌	上漲	1,000	1,025	965	953
HNX-Index	下跌	下跌	108	110	105	101
VN30	下跌	上漲	895	935	877	863
VNMidcaps	上漲	上漲	992	1,030	969	963
VNSmallcaps	下跌	上漲	835	845	822	804

We Create Fortune

股票趨勢追蹤表

股票	價格	短期趨勢	中期趨勢	短期買進價格	短期止損	暫計短期利潤%	短期訊號	中期買進價格	中期止損	暫計中期獲利%	中期訊號
AAA	17,350	下跌	上漲		18,405			16,850	16,230	2.97%	
ACB	28,600	下跌	下跌		29,635				31,844		
ACV	80,000	下跌	上漲	82,800	80,009	-3.37%	賣出	90,000	79,578	-11.11%	
ANV	28,500	下跌	上漲		31,369			30,000	26,687	-5.00%	
ASM	7,100	下跌	下跌		7,482				8,502		
BFC	20,000	下跌	下跌		21,272				24,091		
BID	32,000	下跌	上漲		32,443			33,400	31,227	-4.19%	
BMP	43,000	下跌	下跌	44,957	43,053	-4.24%	賣出		51,260		
BSR	13,200	下跌	下跌		13,875				14,995		
BVH	77,800	上漲	下跌	79,000	74,727	-1.52%			85,113		
BWE	25,150	上漲	上漲	25,850	25,071	-2.71%		20,000	24,073	25.75%	
CEO	11,400	下跌	下跌		12,015				13,256		
CII	22,900	下跌	下跌		23,393				25,446		
CMX	22,800	下跌	上漲		24,522			5,910	21,617	285.79%	
CSM	14,900	上漲	上漲	15,250	14,746	-2.30%		14,390	14,225	3.54%	
CTD	106,300	下跌	下跌		113,229				129,954		
CTG	20,000	下跌	上漲		20,915			22,700	19,639	-11.89%	
CTI	23,000	下跌	下跌		23,599				25,272		
CTR	26,400	下跌	N/A		28,613				4,207		
CVT	18,500	下跌	下跌		19,505			20,171	19,642	-2.62%	賣出
DCM	8,380	下跌	下跌		8,645				9,161		
DGC	30,000	下跌	下跌		31,507				35,196		
DGW	21,650	下跌	下跌		22,822				24,255		
DHA	36,000	上漲	上漲	32,250	35,429	11.63%		29,100	32,885	23.71%	
DHC	41,200	上漲	上漲	40,900	40,036	0.73%		35,200	35,540	17.05%	
DHG	113,300	上漲	上漲	115,900	111,777	-2.24%		93,000	109,338	21.83%	
DIG	13,900	下跌	下跌		14,507				15,880		
DPG	38,250	下跌	上漲		40,834			40,018	34,775	-4.42%	
DPM	17,850	上漲	下跌	18,150	17,731	-1.65%			19,712		
DPR	40,700	下跌	上漲		44,369			42,500	40,501	-4.24%	買進
DQC	19,000	下跌	下跌		19,727				22,527		
DRC	18,900	下跌	下跌		21,010				22,990		
DXG	17,800	下跌	下跌		19,123				22,180		

We Create Fortune

EIB	18,400	上漲	上漲	17,800	17,455	3.37%		14,700	16,352	25.17%	
FCN	14,150	下跌	上漲		14,837			16,050	13,649	-11.84%	
FMC	28,000	上漲	下跌	28,950	27,778	-3.28%			30,886		
FPT	43,300	下跌	上漲		45,330			46,000	42,214	-5.87%	
GAS	102,000	下跌	上漲		106,192			101,000	101,898	0.99%	
GEX	22,450	上漲	上漲	22,900	21,903	-1.97%		24,700	21,615	-9.11%	
GIL	31,400	下跌	下跌		33,924				37,019		
GMD	25,850	下跌	下跌		27,010				27,993		
GTN	19,700	上漲	上漲	17,850	18,081	10.36%		15,000	16,369	31.33%	
GVR	11,600	下跌	上漲		12,593						
HAG	4,900	下跌	下跌		5,205				5,906		
HAX	13,750	下跌	下跌		14,320				15,510		
HBC	16,000	下跌	下跌		17,260				18,315		
HCM	23,050	下跌	下跌		24,976				27,107		
HDB	26,600	上漲	下跌	27,600	25,944	-3.62%			29,637		
HDC	16,000	下跌	下跌		17,241				16,575		
HDG	38,550	下跌	下跌		40,881				43,194		
HNG	14,900	下跌	下跌	15,700	15,086	-3.91%	賣出		16,554		
HPG	24,300	下跌	下跌		25,221			33,900	29,983	-11.56%	
HSG	7,820	下跌	上漲		8,370			9,300	6,886	-15.91%	
HT1	15,450	下跌	下跌		17,286			14,800	15,465	4.49%	
HUT	2,900	下跌	下跌		3,242				3,949		
HVN	41,450	下跌	上漲		44,197			39,000	36,310	6.28%	
KBC	14,400	上漲	下跌	14,300	13,980	0.70%			15,013		
KDH	30,950	上漲	下跌	30,900	30,139	0.16%			32,661		
KSB	21,500	下跌	下跌		23,678				26,296		
LCG	9,750	下跌	下跌		10,589				11,817		
LDG	8,750	下跌	下跌		9,353				11,012		
LHG	18,900	下跌	上漲		19,948			19,300	16,725	-2.07%	
LPB	7,900	下跌	下跌		8,235				9,135		
LSS	5,400	下跌	下跌		5,721				5,906		
MBB	20,350	下跌	上漲		21,234			21,850	20,106	-6.86%	
MPC	35,700	下跌	下跌		41,210			42,741	39,990	-6.43%	賣出
MSN	85,000	下跌	上漲		89,372			89,000	80,742	-4.49%	
MSR	20,900	上漲	上漲	20,300	19,640	2.96%			20,715		
MWG	86,000	下跌	上漲		87,815			88,700	80,611	-3.04%	

We Create Fortune

NDN	14,700	上漲	上漲	14,100	14,190	4.26%		13,700	12,635	7.30%	
NKG	6,060	下跌	下跌		6,520				7,578		
NLG	28,850	下跌	上漲		30,638			28,700	28,115	0.52%	
NT2	26,850	下跌	下跌		27,872				29,219		
NTL	21,300	下跌	上漲		23,495			10,450	21,175	103.83%	
NVL	60,200	上漲	下跌	58,100	58,549	3.61%			62,332		
OIL	12,500	下跌	下跌		13,132				14,394		
PAC	36,900	上漲	下跌	38,000	36,036	-2.89%			39,387		
PC1	23,150	下跌	下跌		24,100				25,195		
PDR	24,000	上漲	上漲	24,100	23,934	-0.41%		29,000	22,587	-17.24%	
PHR	55,000	下跌	上漲		59,468			24,000	50,591	129.17%	
PLX	62,200	下跌	上漲		64,103			62,400	57,705	-0.32%	
PNJ	100,900	下跌	上漲		106,191			104,000	97,080	-2.98%	
POW	15,500	上漲	上漲	15,200	15,196	1.97%		15,700	13,604	-1.27%	
PVT	16,350	下跌	下跌		17,292				17,615		
PPC	26,000	下跌	上漲		28,125			19,700	24,232	31.98%	
PTB	63,500	下跌	上漲		66,130			64,000	58,833	-0.78%	
PVB	18,300	下跌	上漲		19,662			20,100	16,786	-8.96%	
PVD	18,150	下跌	上漲		19,473			18,500	17,783	-1.89%	
PVI	36,700	下跌	上漲		39,447			33,000	35,916	11.21%	
PVS	21,500	下跌	上漲		23,482			21,100	21,468	1.90%	
PXS	4,730	下跌	上漲		5,096			4,850	4,262	-2.47%	
QNS	31,300	下跌	下跌		32,430				34,760		
REE	31,950	下跌	上漲		33,051			33,325	31,114	-4.13%	
SAB	273,000	上漲	上漲	253,000	250,756	7.91%		245,000	236,198	11.43%	
SAM	7,500	下跌	上漲		7,555			7,400	7,052	1.35%	
SCR	7,080	下跌	下跌	7,250	7,086	-2.27%	賣出		7,650		
SHI	8,400	下跌	上漲		8,555			6,990	7,261	20.17%	
SJS	17,500	上漲	下跌	18,300	16,869	-4.37%			19,930		
SKG	14,000	上漲	下跌	13,950	13,636	0.36%			14,892		
SSI	24,800	下跌	下跌		25,536				27,560		
STB	11,600	下跌	上漲		12,038			13,000	11,486	-10.77%	
TCB	21,200	下跌	下跌		22,994				N/A		
TCM	26,800	下跌	下跌		28,682				31,609		
TDH	11,950	上漲	上漲	11,700	11,618	2.14%		11,650	10,730	2.58%	
TLH	5,000	下跌	上漲		5,186			5,390	4,797	-7.24%	

We Create Fortune

TNG	22,600	下跌	上漲		24,042			12,000	19,317	88.33%	
VCB	67,200	上漲	上漲	67,800	66,047	-0.88%		62,000	62,992	8.39%	
VCG	26,300	下跌	上漲		27,122			19,200	23,906	36.98%	
VCS	61,300	上漲	下跌	64,800	60,933	-5.40%			71,389		
VGC	20,000	上漲	下跌	20,000	19,852	0.00%			33,168		
VGT	11,400	上漲	下跌	12,000	11,277	-5.00%			13,091		
VHC	88,900	下跌	下跌		93,549				98,373		
VHM	80,600	下跌	下跌		83,905			80,000	82,630	3.29%	賣出
VIB	17,900	下跌	上漲		18,329			19,700	17,387	-9.14%	
VIC	114,600	上漲	上漲	113,000	113,329	1.42%		112,000	108,251	2.32%	
VIP	5,650	下跌	下跌		5,903				6,266		
VJC	121,300	上漲	下跌	114,400	120,771	6.03%		124,500	121,423	-2.47%	買進
VND	15,650	下跌	下跌		16,443				17,819		
VNG	19,800	下跌	下跌		20,422				22,948		
VNM	128,600	下跌	下跌		133,488				139,488		
VPB	18,000	下跌	下跌		18,592				20,574		
VPI	41,300	下跌	下跌		41,528				43,124		
VRC	16,500	下跌	下跌	17,000	16,568	-2.54%	賣出		18,678		
VRE	34,300	下跌	上漲		35,791			35,000	31,101	-2.00%	
VSC	32,450	下跌	下跌		34,177				40,353		

LARGECAPS 大型股票趨勢追蹤表

股票	價格	短期趨勢	中期趨勢	短期買進價格	短期止損	暫計短期利潤%	短期訊號	中期買進價格	中期止損	暫計中期獲利%	中期訊號
ACB	28,600	下跌	下跌		29,635				31,844		
BID	32,000	下跌	上漲		32,443			33,400	31,227	-4.19%	
BSR	13,200	下跌	下跌		13,875				14,995		
BVH	77,800	上漲	下跌	79,000	74,727	-1.52%			85,113		
CTG	20,000	下跌	上漲		20,915			22,700	19,639	-11.89%	
EIB	18,400	上漲	上漲	17,800	17,455	3.37%		14,700	16,352	25.17%	
FPT	43,300	下跌	上漲		45,330			40,997	42,214	5.62%	
GAS	102,000	下跌	上漲		106,192			99,026	101,898	3.00%	
HDB	26,600	上漲	下跌	27,600	25,944	-3.62%			29,637		
HNG	14,900	下跌	下跌	15,700	15,086	-3.91%	賣出		16,554		
HPG	24,300	下跌	下跌		25,221			33,900	29,983	-11.56%	
HVN	41,450	下跌	上漲		44,197			39,000	36,310	6.28%	

We Create Fortune

KDH	30,950	上漲	下跌	30,900	30,139	0.16%			32,661		
MBB	20,350	下跌	上漲		21,234			21,271	20,106	-4.33%	
MSN	85,000	下跌	上漲		89,372			89,000	80,742	-4.49%	
MWG	86,000	下跌	上漲		87,815			88,700	80,611	-3.04%	
NVL	60,200	上漲	下跌	58,100	58,549	3.61%			62,332		
OIL	12,500	下跌	下跌		13,132				14,394		
PLX	62,200	下跌	N/A		64,103			62,400	57,705	-0.32%	
PNJ	100,900	下跌	上漲		106,191			103,807	97,080	-2.80%	
POW	15,500	上漲	上漲	15,200	15,196	1.97%		15,700	13,604	-1.27%	
PVS	21,500	下跌	上漲		23,482			21,100	21,468	1.90%	
QNS	31,300	下跌	下跌		32,430				34,760		
REE	31,950	下跌	上漲		33,051			33,325	31,114	-4.13%	
ROS	30,000	下跌	上漲		31,958			34,800	27,327	-13.79%	
SSI	24,800	下跌	下跌		25,536				27,560		
STB	11,600	下跌	上漲		12,038			13,000	11,486	-10.77%	
TCB	21,200	下跌	下跌		22,994				25,683		
TPB	23,800	上漲	下跌	22,500	23,367	5.78%			N/A		
VCB	67,200	上漲	上漲	67,800	66,047	-0.88%		62,000	62,992	8.39%	
VCG	26,300	下跌	上漲		27,122			18,441	23,906	42.62%	
VEA	51,800	上漲	下跌	50,000	50,617	3.60%			N/A		
VGI	26,700	下跌	下跌		29,042				N/A		
VHM	80,600	下跌	下跌		83,905			80,000	82,630	3.29%	賣出
VIB	17,900	下跌	上漲		18,329			19,700	17,387	-9.14%	
VIC	114,600	上漲	上漲	113,000	113,329	1.42%		112,000	108,251	2.32%	
VJC	121,300	上漲	下跌	114,400	120,771	6.03%		124,500	121,423	-2.47%	買進
VNM	128,600	下跌	下跌		133,488				139,488		
VPB	18,000	下跌	下跌		18,592				20,574		
VRE	34,300	下跌	上漲		35,791			33,996	31,101	0.89%	

MIDCAPS 中型股票趨勢追蹤表

股票	價格	短期趨勢	中期趨勢	短期買進價格	短期止損	暫計短期利潤%	短期訊號	中期買進價格	中期止損	暫計中期獲利	中期訊號
AAA	17,350	下跌	上漲		18,405			16,850	16,230	2.97%	
ANV	28,500	下跌	上漲		31,369			30,000	26,687	-5.00%	
ASM	7,100	下跌	下跌		7,482				8,502		
BMP	43,000	下跌	下跌	44,957	43,053	-4.24%	賣出		51,260		
BWE	25,150	上漲	上漲	25,850	25,071	-2.71%		19,440	24,073	29.37%	
C4G	9,000	下跌	#N/A		9,738				#N/A		

We Create Fortune

CEO	11,400	下跌	下跌		12,015			13,256		
CII	22,900	下跌	下跌		23,393			25,446		
CRE	24,650	下跌	#N/A		25,256			#N/A		
CTI	23,000	下跌	下跌		23,599			25,272		
CTR	26,400	下跌	#N/A		28,613			#N/A		
DCM	8,380	下跌	下跌		8,645			9,161		
DHC	41,200	上漲	上漲	40,900	40,036	0.73%	35,200	35,540	17.05%	
DIG	13,900	下跌	下跌		14,507			15,880		
DPM	17,850	上漲	下跌	18,150	17,731	-1.65%		19,712		
DRC	18,900	下跌	下跌		21,010			22,990		
DXG	17,800	下跌	下跌		19,123			22,180		
E1VFN30	14,390	下跌	下跌		14,724			15,587		
FCN	14,150	下跌	上漲		14,837		16,050	13,649	-11.84%	
FLC	4,350	下跌	下跌		4,638			5,123		
FTM	23,400	下跌	上漲		24,614		16,250	20,986	44.00%	
GEG	21,400	下跌	上漲		22,352		12,900	20,497	65.89%	
GEX	22,450	上漲	上漲	22,900	21,903	-1.97%	24,700	21,615	-9.11%	
GMD	25,850	下跌	下跌		27,010			27,993		
GTN	19,700	上漲	上漲	17,850	18,081	10.36%	15,000	16,369	31.33%	
GVR	11,600	下跌	#N/A		12,593			#N/A		
HAG	4,900	下跌	下跌		5,205			5,906		
HBC	16,000	下跌	下跌		17,260			18,315		
HCM	23,050	下跌	下跌		24,976			27,107		
HDG	38,550	下跌	下跌		40,881			43,194		
HPX	26,200	下跌	#N/A		26,677			#N/A		
HSG	7,820	下跌	上漲		8,370		8,452	6,886	-7.48%	
HT1	15,450	下跌	下跌		17,286		14,800	15,465	4.49%	
IBC	20,500	下跌	上漲		20,790		24,900	19,303	-17.67%	
IDI	7,810	下跌	上漲		8,238		9,150	7,253	-14.64%	
IJC	10,200	下跌	下跌		10,968			11,501		
ITA	3,060	下跌	上漲		3,333		3,200	2,747	-4.38%	
KBC	14,400	上漲	下跌	14,300	13,980	0.70%		15,013		
KSB	21,500	下跌	下跌		23,678			26,296		
LDG	8,750	下跌	下跌		9,353			11,012		
LPB	7,900	下跌	下跌		8,235			9,135		
MBS	15,800	上漲	#N/A	15,800	15,400	0.00%	16,000	#N/A	#N/A	
MPC	35,700	下跌	下跌		41,210		42,741	39,990	-6.43%	賣出
NBB	20,850	上漲	上漲	19,300	20,695	8.03%	21,500	18,024	-3.02%	

We Create Fortune

NKG	6,060	下跌	下跌		6,520			7,578		
NLG	28,850	下跌	上漲		30,638		28,700	28,115	0.52%	
NT2	26,850	下跌	下跌		27,872			29,219		
NTC	#####	上漲	#N/A	112,000	132,009	23.21%	120,000	#N/A	#N/A	
NTL	21,300	下跌	上漲		23,495		9,331	21,175	128.26%	
NVB	8,000	下跌	下跌		8,823			9,493		
OGC	4,120	下跌	下跌		4,552			4,794		
PC1	23,150	下跌	下跌		24,100			25,195		
PDR	24,000	上漲	上漲	24,100	23,934	-0.41%	23,595	22,587	1.72%	
PHR	55,000	下跌	上漲		59,468		22,864	50,591	140.55%	
PPC	26,000	下跌	上漲		28,125		17,422	24,232	49.24%	
PTB	63,500	下跌	上漲		66,130		60,780	58,833	4.48%	
PVD	18,150	下跌	上漲		19,473		18,500	17,783	-1.89%	
PVI	36,700	下跌	上漲		39,447		31,325	35,916	17.16%	
PVT	16,350	下跌	下跌		17,292			17,615		
QCG	4,960	上漲	上漲	5,400	4,954	-8.15%	5,910	4,638	-16.07%	
SAM	7,500	下跌	上漲		7,555		7,400	7,052	1.35%	
SBT	17,800	上漲	下跌	18,300	17,654	-2.73%		19,311		
SCR	7,080	下跌	下跌	7,250	7,086	-2.27%	賣出	7,650		
SHB	7,000	下跌	下跌		7,384			8,068		
SHS	11,200	下跌	上漲		11,720		12,100	10,571	-7.44%	
SJS	17,500	上漲	下跌	18,300	16,869	-4.37%		19,930		
STK	24,000	下跌	上漲		25,394		17,000	20,740	41.18%	
SZC	18,800	上漲	#N/A	16,750	18,068	12.24%		#N/A		
TCH	21,000	下跌	上漲		21,413		21,000	20,591	0.00%	
TCM	26,800	下跌	下跌		28,682			31,609		
TNG	22,600	下跌	上漲		24,042		12,000	19,317	88.33%	
TTB	24,700	上漲	上漲	24,100	23,821	2.49%	23,700	22,094	4.22%	
VCI	30,450	下跌	下跌		31,748			36,848		
VGT	11,400	上漲	#N/A	12,000	11,277	-5.00%		#N/A		
VHC	88,900	下跌	下跌		93,549			98,373		
VND	15,650	下跌	下跌		16,443			17,819		
VNG	19,800	下跌	下跌		20,422			22,948		
VPI	41,300	下跌	下跌		41,528			42,859		

We Create Fortune

SMALLCAPS 小型股票趨勢追蹤表

股票	價格	短期趨勢	中期趨勢	短期買進價格	短期止損	暫計短期利潤%	短期訊號	中期買進價格	中期止損	暫計中期獲利%	中期訊號
AAV	9,900	下跌	#N/A		10,490			16,850	#N/A	#N/A	
AGR	3,540	下跌	下跌		3,756			3,990	3,542	-11.22%	
AMD	1,660	下跌	下跌		1,795				2,269		
APG	7,600	下跌	下跌		8,107				9,066		
ART	2,500	下跌	下跌		2,838				3,618		
BCC	7,900	下跌	上漲		8,554			7,700	7,657	2.60%	
BCG	5,780	下跌	上漲		6,008			6,390	5,406	-9.55%	
C69	10,800	上漲	上漲	8,800	10,112	22.73%		5,300	8,706	103.77%	
CCL	4,220	上漲	上漲	3,550	4,186	18.87%		3,460	3,576	21.97%	
CRC	15,000	下跌	下跌		16,238				19,156		
CVT	18,500	下跌	下跌		19,505			20,171	19,642	-2.62%	賣出
DAG	6,540	下跌	下跌		6,818				7,491		
DAH	8,500	下跌	上漲		8,609			4,664	7,307	82.24%	
DGW	21,650	下跌	下跌		22,822				24,255		
DLG	1,310	下跌	下跌		1,451			1,730	1,395	-19.35%	賣出
DRH	6,030	下跌	下跌		6,999				8,529		
DTD	13,400	上漲	上漲	10,400	12,865	28.85%		12,900	9,983	3.88%	
EVG	2,850	下跌	下跌		2,876				3,023		
FIT	3,110	下跌	上漲		3,407			3,640	2,853	-14.56%	
GKM	15,100	下跌	上漲		15,566			11,425	14,952	32.17%	
HAH	12,150	上漲	下跌	13,800	11,943	-11.96%			14,212		
HAI	1,610	下跌	下跌		1,710				2,000		
HAP	3,470	下跌	上漲		3,767			3,670	3,246	-5.45%	
HAR	3,900	上漲	上漲	3,250	3,779	20.00%		3,710	2,639	5.12%	
HCD	3,820	下跌	下跌		4,148				5,038		
HDA	10,400	下跌	下跌		11,204			10,400	10,481	0.77%	
HDC	16,000	下跌	下跌		17,241				16,575		
HHP	17,200	下跌	#N/A		18,300				#N/A		
HHS	3,620	下跌	下跌		3,719				3,985		
HII	12,800	上漲	下跌	13,450	12,634	-4.83%			14,744		
HQC	1,360	下跌	下跌		1,419				1,542		
HSL	10,000	上漲	下跌	9,600	9,737	4.17%			11,235		
HUT	2,900	下跌	下跌		3,242				3,949		
HVG	3,330	下跌	下跌		4,142				5,973		
HVH	27,550	上漲	#N/A	27,250	25,898	1.10%			#N/A		

We Create Fortune

JVC	3,080	下跌	上漲		3,216			3,280	2,981	-6.10%	
KLF	1,500	下跌	下跌		1,776				2,005		
KMR	3,100	上漲	上漲	3,450	3,055	-10.14%		3,680	2,649	-15.76%	
LCG	9,750	下跌	下跌		10,589				11,817		
LGL	9,640	下跌	上漲		10,057			7,113	8,529	35.52%	
LHG	18,900	下跌	上漲		19,948			19,300	16,725	-2.07%	
LMH	15,200	上漲	#N/A	12,400	14,678	22.58%			#N/A		
MST	3,300	下跌	下跌		4,124				5,089		
NDN	14,700	上漲	上漲	14,100	14,190	4.26%		13,104	12,635	12.18%	
PHC	13,000	上漲	上漲	13,800	12,959	-5.80%		14,450	12,650	-10.03%	
PVB	18,300	下跌	上漲		19,662			20,100	16,786	-8.96%	
PVC	6,800	下跌	上漲		7,387			7,100	6,199	-4.23%	
PXL	6,300	上漲	下跌	6,400	6,111	-1.56%			7,604		
PXS	4,730	下跌	上漲		5,096			4,850	4,262	-2.47%	
QBS	3,080	下跌	下跌		3,474				3,619		
SFG	16,650	下跌	上漲		17,458			11,494	14,905	44.86%	
SHI	8,400	下跌	上漲		8,555			6,233	7,261	34.77%	
SJF	3,230	下跌	下跌		3,483				5,211		
SKG	14,000	上漲	下跌	13,950	13,636	0.36%			14,892		
TDH	11,950	上漲	上漲	11,700	11,618	2.14%		11,650	10,730	2.58%	
TIG	3,600	上漲	上漲	3,900	3,455	-7.69%		3,200	3,029	12.50%	
TLD	6,070	下跌	下跌		6,106				6,758		
TLH	5,000	下跌	上漲		5,186			5,850	4,797	-14.53%	
TNI	11,100	上漲	下跌	11,350	10,511	-2.20%			12,010		
TTF	3,250	下跌	上漲		3,611			3,990	3,028	-18.55%	
TTH	4,400	下跌	上漲		4,728			5,273	4,217	-16.55%	
TVB	16,500	下跌	下跌		18,198				20,422		
TVC	12,400	下跌	下跌		13,184			9,400	12,451	32.46%	
VC3	23,300	上漲	上漲	23,100	22,538	0.87%		22,000	21,070	5.91%	
VCR	21,300	上漲	上漲	13,300	19,886	60.15%		3,900	15,579	446.15%	
VNE	4,100	下跌	上漲		4,290			4,650	3,958	-11.83%	
VPG	19,000	下跌	上漲		22,320			20,456	18,298	-7.12%	
VRC	16,500	下跌	下跌	17,000	16,568	-2.54%	賣出		18,678		
YBM	10,300	下跌	下跌		11,181				13,248		



We Create Fortune

胡志明市交易所 (HSX)

	收盤	漲跌%
VNI	951.16	0.50%
VN30	864.35	0.03%
VN Mid	950.9	-0.10%
VN Small	805.07	0.37%

河內交易所 (HSX)

	收盤	漲跌%
HNI	103.06	-0.21%
HN30	187.37	0.19%
VNX AllSh	840.99	0.08%

UPCOM 市場 (UPCoM)

	收盤	漲跌%
UPCoM	54.9	0.18%

外資交易	成交值(十億盾)	
買進	542.25	
賣出	350.3	
買超/賣超	191.94	

外資交易	成交值(十億盾)	
買進	2.73	
賣出	15.06	
買超/賣超	-12.33	

外資交易	成交值(十億盾)	
買進	48.87	
賣出	32.74	
買超/賣超	16.13	

上漲排名/股碼	漲跌(VND)	漲跌%
TIP	1500	6.82%
IBC	1300	6.77%
VNS	900	6.77%
SFG	1050	6.73%
GTN	900	4.79%

上漲排名/股碼	漲跌(VND)	漲跌%
BCC	300	3.95%
NDN	300	2.08%
L14	900	1.93%
TNG	400	1.80%
SHS	100	0.90%

上漲排名/股碼	漲跌(VND)	漲跌%
MSR	900	4.50%
VGI	400	1.52%
GEG	300	1.42%
LPB	100	1.28%
BSR	100	0.76%

下跌排名/股碼	漲跌(VND)	漲跌%
YEG	-5300	-5.90%
BMI	-1300	-4.85%
TVT	-1700	-4.47%
CTD	-4600	-4.15%
SRC	-1000	-3.85%

下跌排名/股碼	漲跌(VND)	漲跌%
NVB	-400	-4.76%
MBS	-200	-1.25%
CEO	-100	-0.87%
PVI	-300	-0.81%
ACB	-100	-0.35%

下跌排名/股碼	漲跌(VND)	漲跌%
PXL	-400	-5.97%
MPC	-1600	-4.29%
SDI	-1300	-1.88%
VEA	-700	-1.33%
VGT	-100	-0.87%

*備註：市值>5,000 億盾；成交值>15 億盾

市值排名/股碼	十億盾	
VIC	392,728	
VHM	269,971	
VCB	246,640	
VNM	222,898	
GAS	194,075	

市值排名/股碼	十億盾	
ACB	35,794	
VCG	11,529	
PVS	10,228	
VCS	9,565	
PVI	8,551	

市值排名/股碼	十億盾	
ACV	175,495	
VEA	69,763	
MCH	60,017	
VGI	58,970	
GVR	46,240	

交易量排名/股碼	成交值	30 日均
GTN	17,979,380	435,575
EIB	14,927,645	3,763,993
E1VFN30	9,872,320	1,379,054
ROS	8,534,850	10,256,254
FLC	7,087,480	4,117,736

交易量排名/股碼	成交值	30 日均
PVS	2,187,539	4,097,024
SHB	2,045,189	4,190,306
SHS	1,157,914	832,017
ACB	870,018	1,033,622
MPT	799,500	730,969

交易量排名/股碼	成交值	30 日均
BSR	1,548,750	2,052,237
SAS	863,300	2,157
VEA	520,860	327,240
PXL	445,715	270,906
CGV	436,600	5,457

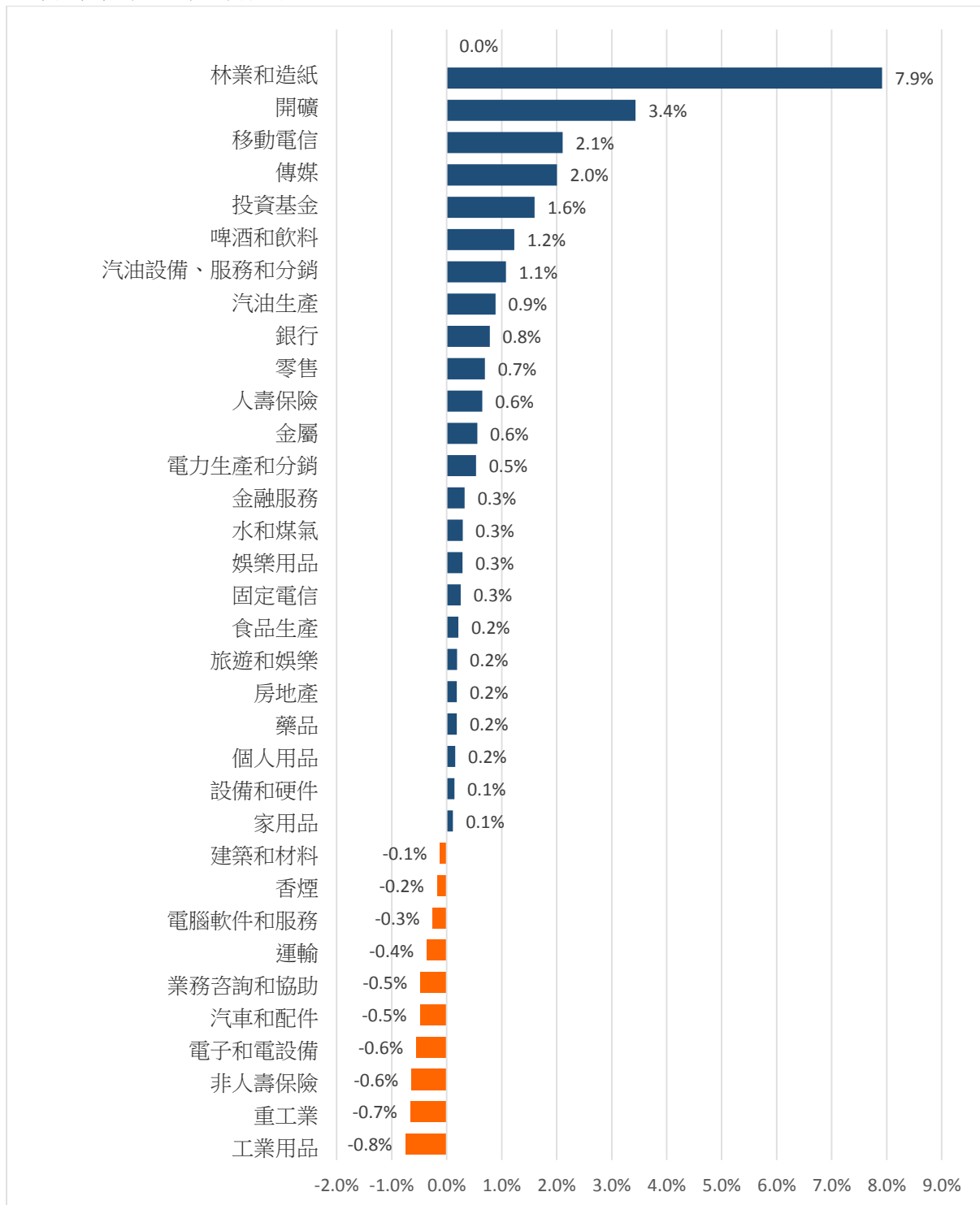
資料源: Bloomberg & Yuanta Research

資料源: Bloomberg & Yuanta Research

資料源: Bloomberg & Yuanta Research

We Create Fortune

各行業板塊的交易走勢



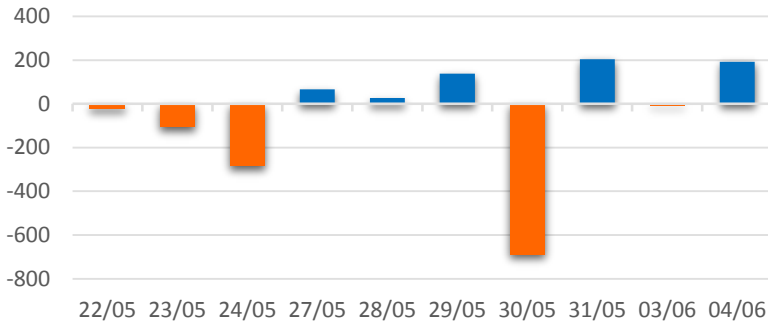
資料源: FiinPro – YSVN



We Create Fortune

外資買進賣統計

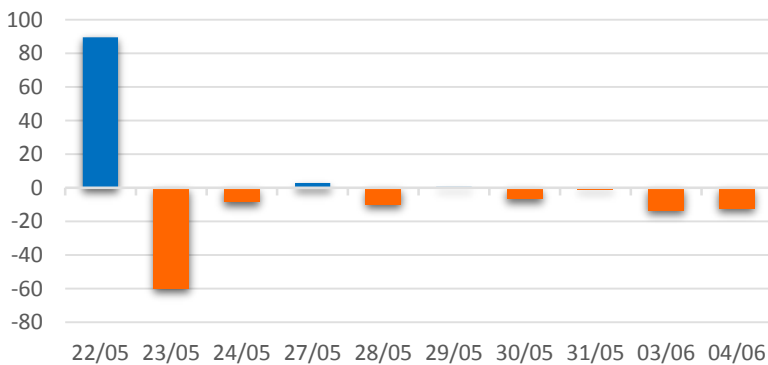
HSX 外資每日買/賣超



證券代碼	買超金額 (百萬盾)	證券代碼	賣超金額 (百萬盾)
E1VFN30	78,269	VNM	6,628
VIC	23,062	VJC	5,878
NVL	14,138	HDB	3,832
VCB	12,865	YEG	2,930
BVH	12,743	HCM	2,902

HSX 外資買/賣 超的前 5 名

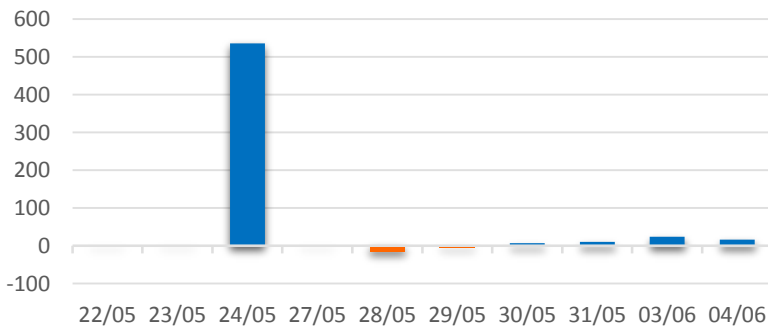
HNX 外資每日買/賣超



證券代碼	買超金額 (百萬盾)	證券代碼	賣超金額 (百萬盾)
TIG	360	PVS	4,934
VCS	318	CEO	2,217
DGC	161	SHB	2,106
VIX	150	DTD	1,181
HAD	96	TNG	1,054

HNX 外資買/賣 超的前 5 名

UPCOM 外資每日買/賣超



證券代碼	買超金額 (百萬盾)	證券代碼	賣超金額 (百萬盾)
BSR	7,479	MPC	1,341
VEA	7,429	ACV	241
VTP	1,455	QNS	208
GEG	1,347	GVR	196
MCH	356	OIL	157

UPCOM 外資買/賣 超的前 5 名



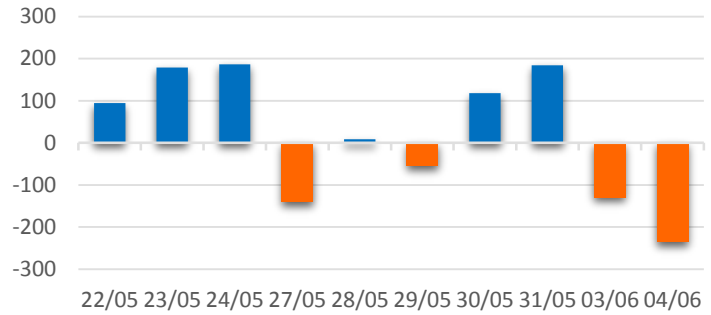
We Create **Fortune**

自營進出統計

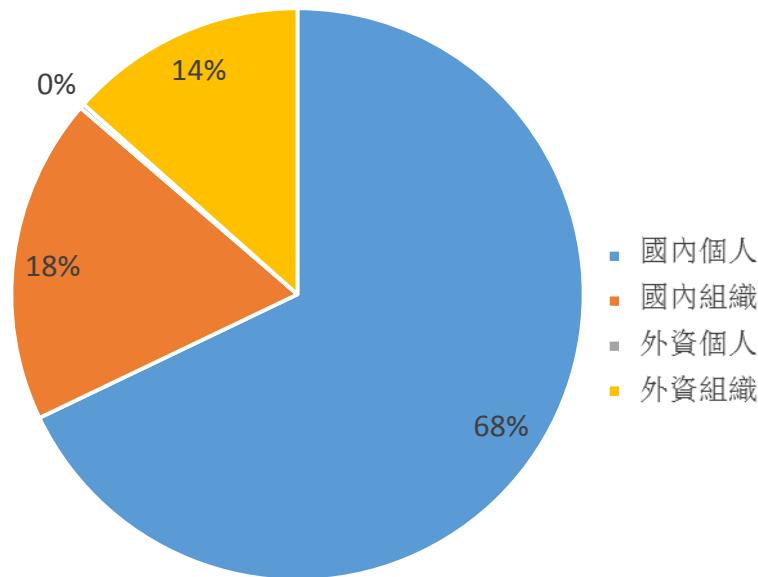
證券代碼	買超金額 (百萬盾)	證券代碼	賣超金額 (百萬盾)
VHM	2,217	E1VFN30	97,551
VIC	2,099	VHM	10,790
E1VFN30	20,697	VIC	12,237
VNM	3,666	TCB	23,984
TCB	3,233	VNM	16,171

券商自營交易最大前名

券商自營交易每日買/賣超 (bil. VND)



越南證券市場投資人類別統計

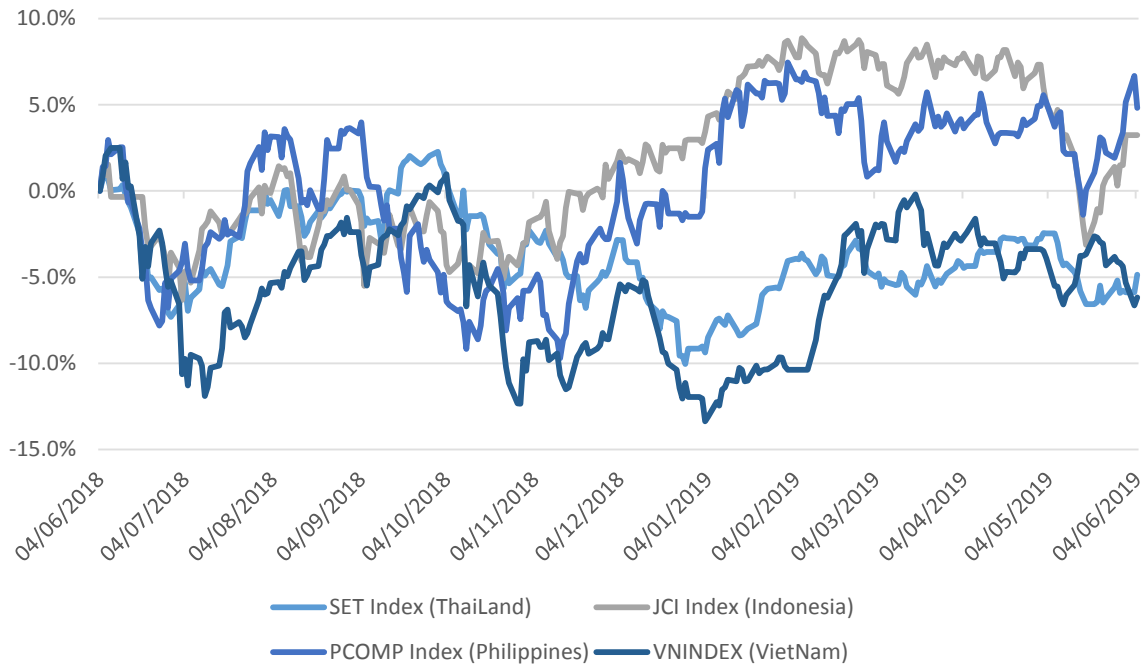


資料源: FiinPro – YSVN



We Create Fortune

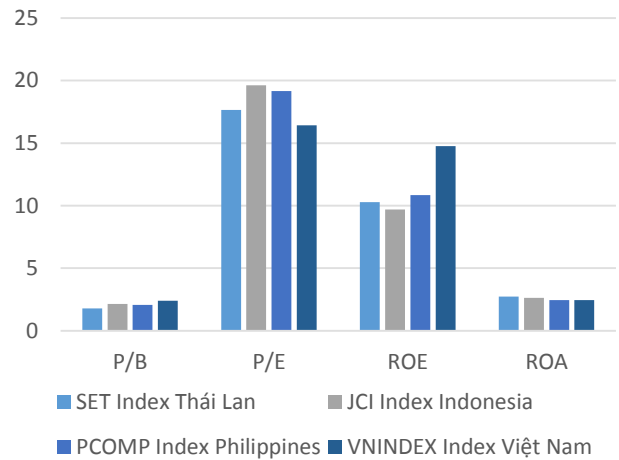
東南亞主要市場走勢比較



東南亞主要市場數據

		Thailand	Indonesia	Philippines	Vietnam
P/B		1.8x	2.2x	2.1x	2.4x
P/E		17.6x	19.6x	19.2x	16.4x
ROE	%	10.27	9.70	10.84	14.77
ROA	%	2.72	2.63	2.44	2.45
Vốn hóa	Tỷ USD	528.49	497.24	197.02	136.04
GTGD	Triệu USD	1.57	0.60	0.13	0.13
LS cổ tức	%	3.18	2.34	1.63	1.95

BloomBerg & YSVN





We Create **Fortune**

元大證券（越南）股份公司

個人客戶分析部

Nguyễn Thế Minh

研究分析經理

+84 28 3622 6868 ext 3826
minh.nguyen@yuanta.com.vn

Quách Đức Khánh

高級分析專員

+84 28 3622 6868 ext 3833
khanh.quach@yuanta.com.vn

Nguyễn Trịnh Ngọc Hồng

分析專員

+84 28 3622 6868 ext 3832
hong.nguyen@yuanta.com.vn

Phạm Tân Phát

高級分析專員

+84 28 3622 6868 ext 3830
phat.pham@yuanta.com.vn

個人客戶業務部

Nguyễn Thanh Tùng

總公司業務經理

+84 28 3622 6868 ext 3609
tung.nguyen@yuanta.com.vn

Chung Kim Hoa

華人客戶部經理

+84 28 3622 6868 ext 3828
hoa.chung@yuanta.com.vn

Phù Vĩnh Qué

堤岸分行經理

+84 28 3622 6868
que.phu@yuanta.com.vn

Nguyễn Việt Quang

河內分行經理

+84 28 3622 6868 ext 3404
quang.nguyen@yuanta.com.vn

Võ Thị Thu Thủy

平陽分行經理

+84 28 3622 6868 ext 3505
thuy.vo@yuanta.com.vn

Bùi Quốc Phong

同奈分行經理

+84 28 3622 6868
phong.bui@yuanta.com.vn

Nguyễn Đức Hoàn

河內南部營業中心經理

+84 28 3622 6868 ext 3409
hoan.nguyen@yuanta.com.vn



We Create **Fortune**

Appendix A: Important Disclosures

Analyst Certification

Each research analyst primarily responsible for the content of this research report, in whole or in part, certifies that with respect to each security or issuer that the analyst covered in this report: (1) all of the views expressed accurately reflect his or her personal views about those securities or issuers; and (2) no part of his or her compensation was, is, or will be, directly or indirectly, related to the specific recommendations or views expressed by that research analyst in the research report.

Ratings Definitions

BUY: We have a positive outlook on the stock based on our expected absolute or relative return over the investment period. Our thesis is based on our analysis of the company's outlook, financial performance, catalysts, valuation and risk profile. We recommend investors add to their position.

HOLD-Outperform: In our view, the stock's fundamentals are relatively more attractive than peers at the current price. Our thesis is based on our analysis of the company's outlook, financial performance, catalysts, valuation and risk profile.

HOLD-Underperform: In our view, the stock's fundamentals are relatively less attractive than peers at the current price. Our thesis is based on our analysis of the company's outlook, financial performance, catalysts, valuation and risk profile.

SELL: We have a negative outlook on the stock based on our expected absolute or relative return over the investment period. Our thesis is based on our analysis of the company's outlook, financial performance, catalysts, valuation and risk profile. We recommend investors reduce their position.

Under Review: We actively follow the company, although our estimates, rating and target price are under review.

Restricted: The rating and target price have been suspended temporarily to comply with applicable regulations and/or Yuanta policies.

Note: Yuanta research coverage with a Target Price is based on an investment period of 12 months. Greater China Discovery Series coverage does not have a formal 12 month Target Price and the recommendation is based on an investment period specified by the analyst in the report.

Global Disclaimer

© 2018 Yuanta. All rights reserved. The information in this report has been compiled from sources we believe to be reliable, but we do not hold ourselves responsible for its completeness or accuracy. It is not an offer to sell or solicitation of an offer to buy any securities. All opinions and estimates included in this report constitute our judgment as of this date and are subject to change without notice.

This report provides general information only. Neither the information nor any opinion expressed herein constitutes an offer or invitation to make an offer to buy or sell securities or other investments. This material is prepared for general circulation to clients and is not intended to provide tailored investment advice and does not take into account the individual financial situation and objectives of any specific person who may receive this report. Investors should seek financial advice regarding the appropriateness of investing in any securities, investments or investment strategies discussed or recommended in this report. The information contained in this report has been compiled from sources believed to be reliable but no representation or warranty, express or implied, is made as to its accuracy, completeness or correctness. This report is not (and should not be construed as) a solicitation to act as securities broker or dealer in any jurisdiction by any person or company that is not legally permitted to carry on such business in that jurisdiction.

Yuanta research is distributed in the United States only to Major U.S. Institutional Investors (as defined in Rule 15a-6 under the Securities Exchange Act of 1934, as amended and SEC staff interpretations thereof). All transactions by a US person in the securities mentioned in this report must be effected through a registered broker-dealer under Section 15 of the Securities Exchange Act of 1934, as amended. Yuanta research is distributed in Taiwan by Yuanta Securities Investment Consulting. Yuanta research is distributed in Hong Kong by Yuanta Securities (Hong Kong) Co. Limited, which is licensed in Hong Kong by the Securities and Futures Commission for regulated activities, including Type 4 regulated activity (advising on securities). In Hong Kong, this research report may not be redistributed, retransmitted or disclosed, in whole or in part or any form or manner, without the express written