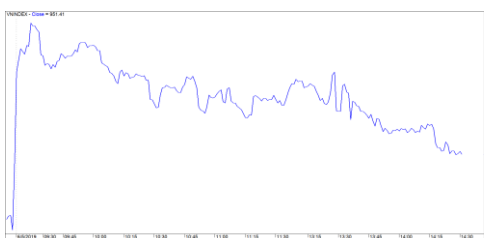


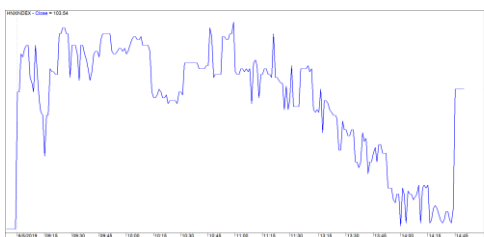
市場走勢 2019/06/05			
市場指數	VNI	HNI	UPCOM
收盤	951.41	103.54	54.54
%日	0.03%	0.47%	-0.66%
%週	-2.07%	-1.69%	-0.96%
%月	-2.33%	-3.12%	-2.21%
%年	-6.97%	-12.39%	1.75%
成交值(十億盾)			
當日	2,401	241	238
日均量/週	3,431	299	212
日均量/月	3,869	409	293
外資進出			
買進	302.64	1.60	16.10
賣出	225.39	9.96	10.83
買賣超	77.25	-8.36	5.27
市場漲跌家數			
上漲	181	70	199
下跌	105	62	96
持平	98	242	584
市場指標			
P/E	16.43	9.17	16.68
總市值 (兆盾)	3,217	186	929
股息殖利率	4.94%	3.40%	7.10%

資料源: Bloomberg – YSVN

VNINDEX



HNIINDEX



市場走勢

在美國和地區股市積極的回調之下，當天開盤，市場有積極反應。然而，到了盤尾走勢有所走弱。VN-Index 收盤略漲 0.03%，收於 951.41 點，HNX 上漲 0.47%，收於 103.54 點，而 Upcom 指數下跌 0.66%，收於 54.54 點。隨著三大證交所的流動性僅達 2.4 兆越盾，現金流繼續減弱。

儘管市場一片綠漲，但仍無法維持漲勢。下跌家數大多是市值大的個股，如 VNM，BID，VCB，VPB，EIB，HPG。顯著上漲的只有 VIC (1.1%)，HDB (1.1%)，DPM (2%)。中小型股走勢整體更為積極，如 NBB，HAR，DCL，NTL，DPR 等個股顯著飆升。

外資繼續買超近 740 億越盾，主要購買 E1VFN30，KMR，VIC，而 VGC，VHM 遭拋售量最多的個股。

短線市場觀點

我們預計市場可能會重回跌勢，且 VN-Index 當天可能會重新測試 950 點。同時，市場仍處於短期技術回調階段，但流動性仍偏低，表明短線投資者尚未真正重返市場。此外，股票比重繼續小幅下降，表明開新買位仍有較高風險。

我們的趨勢指標仍維持兩大股指短期趨勢下跌，系統阻力區位於 VN-Index 的 966.41 點和 HNX-Index 的 105.58 點。因此，我們建議短線投資者不宜開新買位，並優先利用回調期間將庫存比例降低到建議比例。

建議短線投資比重：24% 股票 / 76% 現金

(股票趨勢追蹤圖在下一頁內更新)



We Create Fortune

技術分析圖



指數技術分析圖 VN-Index



指數技術分析圖 HNX-Index

指數	短期趨勢	中期趨勢	阻力區 1	阻力區 2	支撐區 1	支撐區 2
VN-Index	下跌	上漲	1,000	1,025	965	953
HNX-Index	下跌	下跌	108	110	105	101
VN30	下跌	上漲	895	935	877	863
VNMidcaps	上漲	上漲	992	1,030	969	963
VNSmallcaps	下跌	上漲	835	845	822	804

We Create Fortune

股票趨勢追蹤表

股票	價格	短期趨勢	中期趨勢	短期買進價格	短期止損	暫計短期利潤%	短期訊號	中期買進價格	中期止損	暫計中期獲利%	中期訊號
AAA	17,400	下跌	上漲		18,300			16,850	16,230	3.26%	
ACB	28,900	下跌	下跌		29,635				31,844		
ACV	80,000	下跌	上漲		82,477			90,000	79,578	-11.11%	
ANV	28,300	下跌	上漲		31,135			30,000	26,687	-5.67%	
ASM	7,100	下跌	下跌		7,377				8,502		
BFC	20,050	下跌	下跌		21,272				24,091		
BID	31,400	下跌	上漲		32,443			33,400	31,227	-5.99%	
BMP	41,500	下跌	下跌		45,680				51,260		
BSR	13,100	下跌	下跌		13,875				14,995		
BVH	77,800	上漲	下跌	79,000	74,727	-1.52%			85,113		
BWE	25,100	上漲	上漲	25,850	25,071	-2.90%		20,000	24,073	25.50%	
CEO	11,300	下跌	下跌		11,913				13,256		
CII	22,900	下跌	下跌		23,393				25,446		
CMX	22,800	下跌	上漲		24,522			5,910	21,617	285.79%	
CSM	15,300	上漲	上漲	15,250	14,746	0.33%		14,390	14,225	6.32%	
CTD	107,000	下跌	下跌		113,229				129,954		
CTG	20,100	下跌	上漲		20,823			22,700	19,639	-11.45%	
CTI	23,100	下跌	下跌		23,599				25,272		
CTR	26,600	下跌	N/A		28,535				4,207		
CVT	18,700	下跌	下跌		19,318			20,171	19,642	-2.62%	賣出
DCM	8,360	下跌	下跌		8,585				9,161		
DGC	30,000	下跌	下跌		31,215				35,196		
DGW	21,600	下跌	下跌		22,741				24,255		
DHA	36,300	上漲	上漲	32,250	35,429	12.56%		29,100	32,885	24.74%	
DHC	40,800	上漲	上漲	40,900	40,036	-0.24%		35,200	35,540	15.91%	
DHG	114,500	上漲	上漲	115,900	111,777	-1.21%		93,000	109,338	23.12%	
DIG	13,900	下跌	下跌		14,507				15,880		
DPG	38,400	下跌	上漲		40,799			40,018	34,775	-4.04%	
DPM	18,200	上漲	下跌	18,150	17,731	0.28%			19,712		
DPR	41,950	下跌	上漲		43,322			42,500	40,501	-1.29%	買進
DQC	18,800	下跌	下跌		19,727				22,527		
DRC	19,200	下跌	下跌		20,469				22,990		

We Create Fortune

DXG	18,000	下跌	下跌		18,864			22,180			
EIB	17,750	上漲	上漲	17,800	17,455	-0.28%		14,700	16,352	20.75%	
FCN	14,200	下跌	上漲		14,837			16,050	13,649	-11.53%	
FMC	28,150	上漲	下跌	28,950	27,778	-2.76%			30,886		
FPT	43,600	下跌	上漲		44,948			46,000	42,214	-5.22%	
GAS	102,000	下跌	上漲		106,192			101,000	101,898	0.99%	
GEX	22,450	上漲	上漲	22,900	21,903	-1.97%		24,700	21,615	-9.11%	
GIL	31,900	下跌	下跌		33,354				37,019		
GMD	25,950	下跌	下跌		26,879				27,993		
GTN	19,700	上漲	上漲	17,850	18,081	10.36%		15,000	16,369	31.33%	
GVR	11,600	下跌	上漲		12,593						
HAG	4,940	下跌	下跌		5,157				5,906		
HAX	13,750	下跌	下跌		14,320				15,510		
HBC	16,000	下跌	下跌		17,134				18,315		
HCM	23,300	下跌	下跌		24,680				27,107		
HDB	26,900	上漲	下跌	27,600	25,944	-2.54%			29,637		
HDC	14,400	下跌	下跌		14,884				16,575		
HDG	38,650	下跌	下跌		40,520				43,194		
HNG	15,050	下跌	下跌		15,569				16,554		
HPG	23,800	下跌	下跌		25,221			33,900	29,983	-11.56%	
HSG	7,770	下跌	上漲		8,274			9,300	6,886	-16.45%	
HT1	15,600	下跌	上漲		16,933			14,800	15,465	5.41%	
HUT	2,800	下跌	下跌		3,179				3,949		
HVN	42,000	下跌	上漲		43,597			39,000	36,310	7.69%	
KBC	14,250	上漲	下跌	14,300	13,980	-0.35%			15,013		
KDH	30,900	上漲	下跌	30,900	30,212	0.00%			32,661		
KSB	21,300	下跌	下跌		23,247				26,296		
LCG	9,700	下跌	下跌		10,399				11,817		
LDG	8,750	下跌	下跌		9,253				11,012		
LHG	18,700	下跌	上漲		19,948			19,300	16,725	-3.11%	
LPB	8,000	下跌	下跌		8,186				9,135		
LSS	5,400	下跌	下跌		5,629				5,906		
MBB	20,250	下跌	上漲		21,035			21,850	20,106	-7.32%	
MPC	33,500	下跌	下跌		40,341			42,741	39,990	-6.43%	賣出
MSN	85,000	下跌	上漲		88,270			89,000	80,742	-4.49%	
MSR	20,300	上漲	下跌	20,300	19,640	0.00%			20,715		

We Create Fortune

MWG	86,600	下跌	上漲		87,815			88,700	80,611	-2.37%
NDN	14,500	上漲	上漲	14,100	14,190	2.84%		13,700	12,635	5.84%
NKG	6,140	下跌	下跌		6,500				7,578	
NLG	28,650	下跌	上漲		30,448			28,700	28,115	-0.17%
NT2	26,850	下跌	下跌		27,872				29,219	
NTL	22,300	下跌	上漲		22,859			10,450	21,175	113.40%
NVL	60,500	上漲	下跌	58,100	58,549	4.13%			62,332	
OIL	12,600	下跌	下跌		13,132				14,394	
PAC	36,900	上漲	下跌	38,000	36,036	-2.89%			39,387	
PC1	23,250	下跌	下跌		24,100				25,195	
PDR	24,400	上漲	上漲	24,100	23,934	1.24%		29,000	22,587	-15.86%
PHR	56,600	下跌	上漲		59,085			24,000	50,591	135.83%
PLX	62,000	下跌	上漲		64,103			62,400	57,705	-0.64%
PNJ	77,000	下跌	下跌		79,421			104,000	97,080	-6.65%
POW	15,600	上漲	上漲	15,200	15,196	2.63%		15,700	13,604	-0.64%
PVT	16,300	下跌	下跌		17,074				17,615	
PPC	25,700	下跌	上漲		27,691			19,700	24,232	30.46%
PTB	63,600	下跌	上漲		65,873			64,000	58,833	-0.62%
PVB	18,500	下跌	上漲		19,451			20,100	16,786	-7.96%
PVD	18,200	下跌	上漲		19,473			18,500	17,783	-1.62%
PVI	36,100	下跌	上漲		38,973			33,000	35,916	9.39%
PVS	21,600	下跌	上漲		23,129			21,100	21,468	2.37%
PXS	4,740	下跌	上漲		5,036			4,850	4,262	-2.27%
QNS	31,400	下跌	下跌		32,430				34,760	
REE	32,000	下跌	上漲		32,776			33,325	31,114	-3.98%
SAB	274,000	上漲	上漲	253,000	254,210	8.30%		245,000	236,198	11.84%
SAM	7,600	上漲	上漲		7,555			7,400	7,052	2.70%
SCR	7,090	下跌	下跌		7,220				7,650	
SHI	8,800	上漲	上漲		8,555			6,990	7,261	25.89%
SJS	17,600	上漲	下跌	18,300	16,869	-3.83%			19,930	
SKG	14,000	上漲	下跌	13,950	13,636	0.36%			14,892	
SSI	24,850	下跌	下跌		25,536				27,560	
STB	11,650	下跌	上漲		12,028			13,000	11,486	-10.38%
TCB	21,300	下跌	下跌		22,481				N/A	
TCM	26,900	下跌	下跌		28,541				31,609	
TDH	11,900	上漲	上漲	11,700	11,618	1.71%		11,650	10,730	2.15%

We Create Fortune

TLH	4,990	下跌	上漲		5,164			5,390	4,797	-7.42%	
TNG	22,600	下跌	上漲		24,042			12,000	19,317	88.33%	
VCB	66,700	上漲	上漲	67,800	66,047	-1.62%		62,000	62,992	7.58%	
VCG	26,600	下跌	上漲		27,102			19,200	23,906	38.54%	
VCS	60,800	下跌	下跌	62,781	60,933	-2.94%	賣出		71,389		
VGC	19,700	下跌	下跌	20,000	19,852	-0.74%	賣出		33,168		
VGT	11,500	上漲	下跌	12,000	11,277	-4.17%			13,091		
VHC	89,100	下跌	下跌		92,663				98,373		
VHM	80,600	下跌	下跌		83,154			80,000	82,630	3.29%	賣出
VIB	17,400	下跌	上漲		17,656			19,700	17,387	-11.68%	
VIC	115,900	上漲	上漲	113,000	113,329	2.57%		112,000	108,251	3.48%	
VIP	5,680	下跌	下跌		5,867				6,266		
VJC	121,400	上漲	下跌	114,400	120,771	6.12%		124,500	121,423	-2.47%	買進
VND	15,700	下跌	下跌		16,389				17,819		
VNG	19,800	下跌	下跌		20,422				22,948		
VNM	127,500	下跌	下跌		131,573				139,488		
VPB	17,850	下跌	下跌		18,581				20,574		
VPI	41,350	下跌	下跌		41,528				43,124		
VRC	16,600	下跌	下跌		17,192				18,678		
VRE	34,350	下跌	上漲		35,633			35,000	31,101	-1.86%	
VSC	32,400	下跌	下跌		33,566				40,353		

LARGECAPS 大型股票趨勢追蹤表

股票	價格	短期趨勢	中期趨勢	短期買進價格	短期止損	暫計短期利潤%	短期訊號	中期買進價格	中期止損	暫計中期獲利%	中期訊號
ACB	28,900	下跌	下跌		29,635				31,844		
BID	31,400	下跌	上漲		32,443			33,400	31,227	-5.99%	
BSR	13,100	下跌	下跌		13,875				14,995		
BVH	77,800	上漲	下跌	79,000	74,727	-1.52%			85,113		
CTG	20,100	下跌	上漲		20,823			22,700	19,639	-11.45%	
EIB	17,750	上漲	上漲	17,800	17,455	-0.28%		14,700	16,352	20.75%	
FPT	43,600	下跌	上漲		44,948			40,997	42,214	6.35%	
GAS	102,000	下跌	上漲		106,192			99,026	101,898	3.00%	
HDB	26,900	上漲	下跌	27,600	25,944	-2.54%			29,637		
HNG	15,050	下跌	下跌		15,569				16,554		
HPG	23,800	下跌	下跌		25,221			33,900	29,983	-11.56%	

We Create Fortune

HVN	42,000	下跌	上漲		43,597			39,000	36,310	7.69%	
KDH	30,900	上漲	下跌	30,900	30,212	0.00%			32,661		
MBB	20,250	下跌	上漲		21,035			21,271	20,106	-4.80%	
MSN	85,000	下跌	上漲		88,270			89,000	80,742	-4.49%	
MWG	86,600	下跌	上漲		87,815			88,700	80,611	-2.37%	
NVL	60,500	上漲	下跌	58,100	58,549	4.13%			62,332		
OIL	12,600	下跌	下跌		13,132				14,394		
PLX	62,000	下跌	N/A		64,103			62,400	57,705	-0.64%	
PNJ	77,000	下跌	下跌		79,421			103,807	97,080	-6.48%	
POW	15,600	上漲	上漲	15,200	15,196	2.63%		15,700	13,604	-0.64%	
PVS	21,600	下跌	上漲		23,129			21,100	21,468	2.37%	
QNS	31,400	下跌	下跌		32,430				34,760		
REE	32,000	下跌	上漲		32,776			33,325	31,114	-3.98%	
ROS	30,100	下跌	上漲		31,853			34,800	27,327	-13.51%	
SSI	24,850	下跌	下跌		25,536				27,560		
STB	11,650	下跌	上漲		12,028			13,000	11,486	-10.38%	
TCB	21,300	下跌	下跌		22,481				25,683		
TPB	23,900	上漲	下跌	22,500	23,367	6.22%			N/A		
VCB	66,700	上漲	上漲	67,800	66,047	-1.62%		62,000	62,992	7.58%	
VCG	26,600	下跌	上漲		27,102			18,441	23,906	44.24%	
VEA	51,400	上漲	下跌	50,000	50,617	2.80%			N/A		
VGI	26,600	下跌	下跌		29,042				N/A		
VHM	80,600	下跌	下跌		83,154			80,000	82,630	3.29%	賣出
VIB	17,400	下跌	上漲		17,656			19,700	17,387	-11.68%	
VIC	115,900	上漲	上漲	113,000	113,329	2.57%		112,000	108,251	3.48%	
VJC	121,400	上漲	下跌	114,400	120,771	6.12%		124,500	121,423	-2.47%	買進
VNM	127,500	下跌	下跌		131,573				139,488		
VPB	17,850	下跌	下跌		18,581				20,574		
VRE	34,350	下跌	上漲		35,633			33,996	31,101	1.04%	

MIDCAPS 中型股票趨勢追蹤表

股票	價格	短期趨勢	中期趨勢	短期買進價格	短期止損	暫計短期利潤%	短期訊號	中期買進價格	中期止損	暫計中期獲利%	中期訊號
AAA	17,400	下跌	上漲		18,300			16,850	16,230	3.26%	
ANV	28,300	下跌	上漲		31,135			30,000	26,687	-5.67%	
ASM	7,100	下跌	下跌		7,377				8,502		
BMP	41,500	下跌	下跌		45,680				51,260		

We Create Fortune

BWE	25,100	上漲	上漲	25,850	25,071	-2.90%		19,440	24,073	29.12%	
C4G	9,100	下跌	#N/A		9,738				#N/A		
CEO	11,300	下跌	下跌		11,913				13,256		
CII	22,900	下跌	下跌		23,393				25,446		
CRE	24,400	下跌	#N/A		25,203				#N/A		
CTI	23,100	下跌	下跌		23,599				25,272		
CTR	26,600	下跌	#N/A		28,535				#N/A		
DCM	8,360	下跌	下跌		8,585				9,161		
DHC	40,800	上漲	上漲	40,900	40,036	-0.24%		35,200	35,540	15.91%	
DIG	13,900	下跌	下跌		14,507				15,880		
DPM	18,200	上漲	下跌	18,150	17,731	0.28%			19,712		
DRC	19,200	下跌	下跌		20,469				22,990		
DXG	18,000	下跌	下跌		18,864				22,180		
E1VFN30	14,370	下跌	下跌		14,724				15,587		
FCN	14,200	下跌	上漲		14,837			16,050	13,649	-11.53%	
FLC	4,380	下跌	下跌		4,566				5,123		
FTM	23,400	下跌	上漲		24,581			16,250	20,986	44.00%	
GEG	21,500	下跌	上漲		22,352			12,900	20,497	66.67%	
GEX	22,450	上漲	上漲	22,900	21,903	-1.97%		24,700	21,615	-9.11%	
GMD	25,950	下跌	下跌		26,879				27,993		
GTN	19,700	上漲	上漲	17,850	18,081	10.36%		15,000	16,369	31.33%	
GVR	11,600	下跌	#N/A		12,593				#N/A		
HAG	4,940	下跌	下跌		5,157				5,906		
HBC	16,000	下跌	下跌		17,134				18,315		
HCM	23,300	下跌	下跌		24,680				27,107		
HDG	38,650	下跌	下跌		40,520				43,194		
HPX	26,400	下跌	#N/A		26,645				#N/A		
HSG	7,770	下跌	上漲		8,274			8,452	6,886	-8.07%	
HT1	15,600	下跌	上漲		16,933			14,800	15,465	5.41%	
IBC	20,900	上漲	上漲	20,900	20,790	0.00%	買進	24,900	19,303	-16.06%	
IDI	7,800	下跌	上漲		8,180			9,150	7,253	-14.75%	
IJC	10,150	下跌	下跌		10,934				11,501		
ITA	3,140	下跌	上漲		3,311			3,200	2,747	-1.88%	
KBC	14,250	上漲	下跌	14,300	13,980	-0.35%			15,013		
KSB	21,300	下跌	下跌		23,247				26,296		
LDG	8,750	下跌	下跌		9,253				11,012		
LPB	8,000	下跌	下跌		8,186				9,135		
MBS	15,800	上漲	#N/A	15,800	15,400	0.00%		16,000	#N/A	#N/A	

We Create Fortune

MPC	33,500	下跌	下跌		40,341			42,741	39,990	-6.43%	賣出
NBB	22,000	上漲	上漲	19,300	20,695	13.99%		21,500	18,024	2.33%	
NKG	6,140	下跌	下跌		6,500				7,578		
NLG	28,650	下跌	上漲		30,448			28,700	28,115	-0.17%	
NT2	26,850	下跌	下跌		27,872				29,219		
NTC	#####	上漲	#N/A	112,000	132,009	25.45%		120,000	#N/A	#N/A	
NTL	22,300	下跌	上漲		22,859			9,331	21,175	138.98%	
NVB	8,000	下跌	下跌		8,685				9,493		
OGC	4,150	下跌	下跌		4,548				4,794		
PC1	23,250	下跌	下跌		24,100				25,195		
PDR	24,400	上漲	上漲	24,100	23,934	1.24%		23,595	22,587	3.41%	
PHR	56,600	下跌	上漲		59,085			22,864	50,591	147.55%	
PPC	25,700	下跌	上漲		27,691			17,422	24,232	47.52%	
PTB	63,600	下跌	上漲		65,873			60,780	58,833	4.64%	
PVD	18,200	下跌	上漲		19,473			18,500	17,783	-1.62%	
PVI	36,100	下跌	上漲		38,973			31,325	35,916	15.24%	
PVT	16,300	下跌	下跌		17,074				17,615		
QCG	4,900	下跌	上漲	5,400	4,954	-8.26%	賣出	5,910	4,638	-17.09%	
SAM	7,600	上漲	上漲	7,600	7,555	0.00%	買進	7,400	7,052	2.70%	
SBT	17,850	上漲	下跌	18,300	17,654	-2.46%			19,311		
SCR	7,090	下跌	下跌		7,220				7,650		
SHB	7,000	下跌	下跌		7,384				8,068		
SHS	11,200	下跌	上漲		11,677			12,100	10,571	-7.44%	
SJS	17,600	上漲	下跌	18,300	16,869	-3.83%			19,930		
STK	24,200	下跌	上漲		25,394			17,000	20,740	42.35%	
SZC	18,850	上漲	#N/A	16,750	18,068	12.54%			#N/A		
TCH	21,050	下跌	上漲		21,413			21,000	20,591	0.24%	
TCM	26,900	下跌	下跌		28,541				31,609		
TNG	22,600	下跌	上漲		24,042			12,000	19,317	88.33%	
TTB	25,800	上漲	上漲	24,100	23,821	7.05%		23,700	22,094	8.86%	
VCI	30,850	下跌	下跌		31,689				36,848		
VGT	11,500	上漲	#N/A	12,000	11,277	-4.17%			#N/A		
VHC	89,100	下跌	下跌		92,663				98,373		
VND	15,700	下跌	下跌		16,389				17,819		
VNG	19,800	下跌	下跌		20,422				22,948		
VPI	41,350	下跌	下跌		41,528				42,859		

We Create Fortune

SMALLCAPS 小型股票趨勢追蹤表

股票	價格	短期趨勢	中期趨勢	短期買進價格	短期止損	暫計短期利潤%	短期訊號	中期買進價格	中期止損	暫計中期獲利%	中期訊號
AAV	10,000	下跌	#N/A		10,427			16,850	#N/A	#N/A	
AGR	3,590	下跌	上漲		3,746			3,990	3,542	-10.03%	
AMD	1,660	下跌	下跌		1,766				2,269		
APG	8,080	下跌	下跌		8,107				9,066		
ART	2,500	下跌	下跌		2,830				3,618		
BCC	7,800	下跌	上漲		8,435			7,700	7,657	1.30%	
BCG	5,810	下跌	上漲		6,008			6,390	5,406	-9.08%	
C69	11,000	上漲	上漲	8,800	10,112	25.00%		5,300	8,706	107.55%	
CCL	4,240	上漲	上漲	3,550	4,186	19.44%		3,460	3,576	22.54%	
CRC	15,000	下跌	下跌		16,238				19,156		
CVT	18,700	下跌	下跌		19,318			20,171	19,642	-2.62%	賣出
DAG	6,520	下跌	下跌		6,746				7,491		
DAH	8,460	下跌	上漲		8,609			4,664	7,307	81.38%	
DGW	21,600	下跌	下跌		22,741				24,255		
DLG	1,350	下跌	下跌		1,434			1,730	1,395	-19.35%	賣出
DRH	6,300	下跌	下跌		6,831				8,529		
DTD	13,300	上漲	上漲	10,400	12,865	27.88%		12,900	9,983	3.10%	
EVG	2,800	下跌	下跌		2,876				3,023		
FIT	3,060	下跌	上漲		3,376			3,640	2,853	-15.93%	
GKM	15,300	下跌	上漲		15,566			11,425	14,952	33.92%	
HAH	12,150	上漲	下跌	13,800	11,943	-11.96%			14,212		
HAI	1,600	下跌	下跌		1,710				2,000		
HAP	3,470	下跌	上漲		3,766			3,670	3,246	-5.45%	
HAR	4,170	上漲	上漲	3,250	3,779	28.31%		3,710	2,639	12.40%	
HCD	3,930	下跌	下跌		4,096				5,038		
HDA	10,400	下跌	下跌		10,894			10,400	10,481	0.77%	
HDC	14,400	下跌	下跌		14,884				16,575		
HHP	17,000	下跌	#N/A		18,195				#N/A		
HHS	3,600	下跌	下跌		3,719				3,985		
HII	12,850	上漲	下跌	13,450	12,634	-4.46%			14,744		
HQC	1,370	下跌	下跌		1,419				1,542		
HSL	9,950	上漲	下跌	9,600	9,737	3.65%			11,235		

We Create Fortune

HUT	2,800	下跌	下跌		3,179			3,949		
HVG	3,500	下跌	下跌		3,964			5,973		
HVH	27,550	上漲	#N/A	27,250	25,997	1.10%		#N/A		
JVC	3,100	下跌	上漲		3,216		3,280	2,981	-5.49%	
KLF	1,500	下跌	下跌		1,719			2,005		
KMR	3,310	上漲	上漲	3,450	3,055	-4.06%	3,680	2,649	-10.05%	
LCG	9,700	下跌	下跌		10,399			11,817		
LGL	9,750	下跌	上漲		10,057		7,113	8,529	37.07%	
LHG	18,700	下跌	上漲		19,948		19,300	16,725	-3.11%	
LMH	14,650	下跌	#N/A	12,400	14,712	18.65%	賣出	#N/A		
MST	3,300	下跌	下跌		3,935			5,089		
NDN	14,500	上漲	上漲	14,100	14,190	2.84%	13,104	12,635	10.65%	
PHC	13,000	上漲	上漲	13,800	12,959	-5.80%	14,450	12,650	-10.03%	
PVB	18,500	下跌	上漲		19,451		20,100	16,786	-7.96%	
PVC	6,900	下跌	上漲		7,387		7,100	6,199	-2.82%	
PXL	6,300	上漲	下跌	6,400	6,111	-1.56%		7,604		
PXS	4,740	下跌	上漲		5,036		4,850	4,262	-2.27%	
QBS	3,100	下跌	下跌		3,413			3,619		
SFG	17,150	下跌	上漲		17,458		11,494	14,905	49.21%	
SHI	8,800	上漲	上漲	8,800	8,555	0.00%	買進	6,233	7,261	41.19%
SJF	3,190	下跌	下跌		3,483			5,211		
SKG	14,000	上漲	下跌	13,950	13,636	0.36%		14,892		
TDH	11,900	上漲	上漲	11,700	11,618	1.71%	11,650	10,730	2.15%	
TIG	3,500	上漲	上漲	3,900	3,455	-10.26%	3,200	3,029	9.38%	
TLD	6,100	下跌	下跌		6,106			6,758		
TLH	4,990	下跌	上漲		5,164		5,850	4,797	-14.70%	
TNI	11,200	上漲	下跌	11,350	10,511	-1.32%		12,010		
TTF	3,270	下跌	上漲		3,555		3,990	3,028	-18.05%	
TTH	4,400	下跌	上漲		4,621		5,273	4,217	-16.55%	
TVB	16,700	下跌	下跌		17,948			20,422		
TVC	12,500	下跌	上漲		13,071		9,400	12,451	32.98%	
VC3	23,300	上漲	上漲	23,100	22,538	0.87%	22,000	21,070	5.91%	
VCR	21,600	上漲	上漲	13,300	19,886	62.41%	3,900	15,579	453.85%	
VNE	4,100	下跌	上漲		4,290		4,650	3,958	-11.83%	
VPG	18,000	下跌	下跌		20,784		20,456	18,298	-10.54%	
VRC	16,600	下跌	下跌		17,192			18,678		
YBM	10,200	下跌	下跌		11,062			13,248		



We Create Fortune

胡志明市交易所 (HSX)

	收盤	漲跌%
VNI	951.41	0.03%
VN30	863.69	-0.08%
VN Mid	954.02	0.33%
VN Small	810.29	0.65%

河內交易所 (HSX)

	收盤	漲跌%
HNI	103.54	0.47%
HN30	187.41	0.02%
VNX AllSh	841.56	0.07%

UPCOM 市場 (UPCoM)

	收盤	漲跌%
UPCoM	54.54	-0.66%

外資交易	成交值(十億盾)	
買進	302.64	
賣出	225.39	
買超/賣超	77.25	

外資交易	成交值(十億盾)	
買進	1.60	
賣出	9.96	
買超/賣超	-8.36	

外資交易	成交值(十億盾)	
買進	16.10	
賣出	10.83	
買超/賣超	5.27	

上漲排名/股碼	漲跌(VND)	漲跌%
SRC	1750	7.00%
YEG	5800	6.86%
TIP	1600	6.81%
NBB	1150	5.52%
HVG	170	5.11%

上漲排名/股碼	漲跌(VND)	漲跌%
L14	900	1.89%
VCR	300	1.41%
VCG	300	1.14%
ACB	300	1.05%
PVS	100	0.47%

上漲排名/股碼	漲跌(VND)	漲跌%
KOS	700	3.18%
LPB	200	2.56%
NTC	2800	2.03%
SDI	1200	1.76%
VIB	200	1.16%

下跌排名/股碼	漲跌(VND)	漲跌%
EIB	-650	-3.53%
BMP	-1500	-3.49%
BMI	-800	-3.14%
HPG	-500	-2.06%
BID	-600	-1.88%

下跌排名/股碼	漲跌(VND)	漲跌%
HUT	-100	-3.45%
PVI	-600	-1.63%
NDN	-200	-1.36%
CEO	-100	-0.88%
VCS	-500	-0.82%

下跌排名/股碼	漲跌(VND)	漲跌%
HEM	-2900	-14.57%
MPC	-2600	-7.20%
MSR	-700	-3.33%
VEA	-600	-1.15%
VGI	-200	-0.75%

*備註：市值>5,000 億盾；成交值>15 億盾

市值排名/股碼	十億盾	
VIC	393,071	
VHM	269,971	
VCB	249,237	
VNM	223,943	
GAS	195,223	

市值排名/股碼	十億盾	
ACB	35,669	
VCG	11,617	
PVS	10,276	
VCS	9,612	
PVI	8,482	

市值排名/股碼	十億盾	
ACV	174,419	
VEA	69,035	
MCH	60,253	
VGI	60,219	
GVR	46,128	

交易量排名/股碼	成交值	30 日均
KMR	8,383,137	257,634
EIB	7,651,820	4,271,432
ROS	6,480,820	10,178,009
ITA	5,788,070	4,468,126
FLC	4,683,390	4,252,725

交易量排名/股碼	成交值	30 日均
PVS	2,431,394	4,010,229
SHB	1,871,717	4,092,801
LCS	1,704,053	160,407
ACB	1,056,785	1,026,185
SHS	1,035,455	846,830

交易量排名/股碼	成交值	30 日均
VIB	3,739,317	288,291
HEM	1,797,649	3,093
C4G	1,125,244	281,934
BSR	762,989	2,029,351
MPC	720,315	758,844

資料源: Bloomberg & Yuanta Research

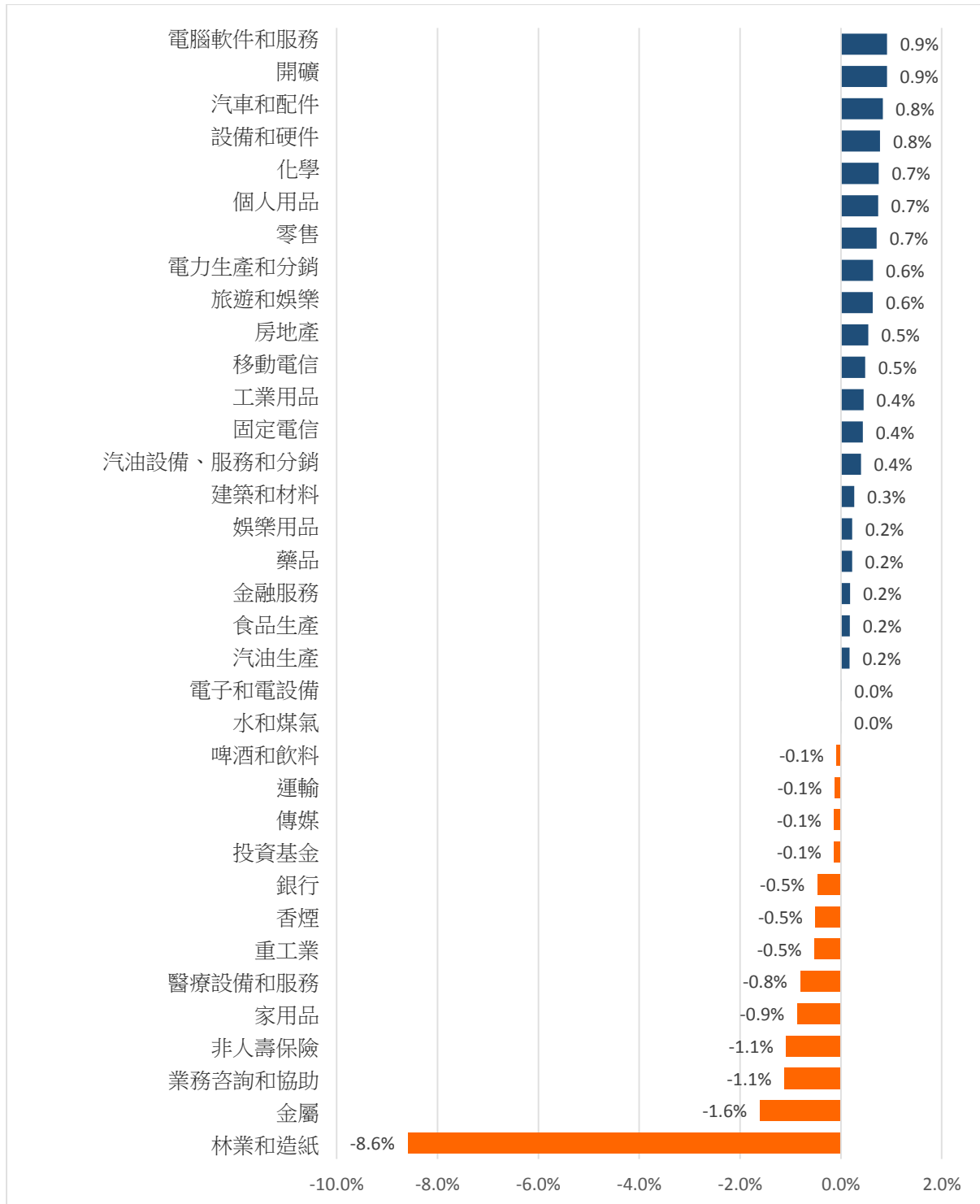
資料源: Bloomberg & Yuanta Research

資料源: Bloomberg & Yuanta Research



We Create Fortune

各行業板塊的交易走勢



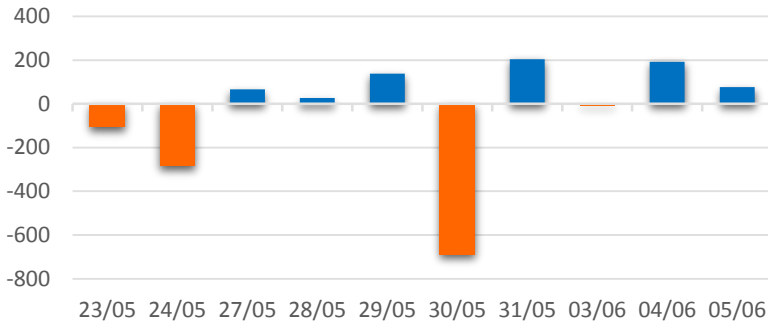
資料源: FiinPro – YSVN



We Create Fortune

外資買進賣統計

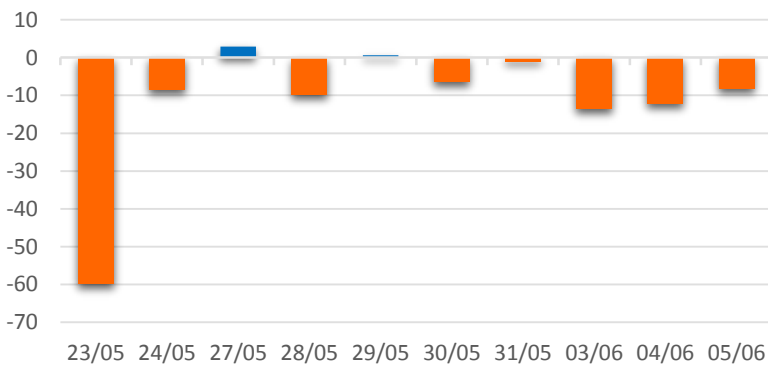
HSX 外資每日買/賣超



證券代碼	買超金額 (百萬盾)	證券代碼	賣超金額 (百萬盾)
E1VFN30	44,342	VGC	30,602
KMR	25,128	VHM	14,833
VIC	19,079	YEG	12,029
PLX	8,498	VNM	7,892
NVL	8,194	HDB	6,352

HSX 外資買/賣 超的前 5 名

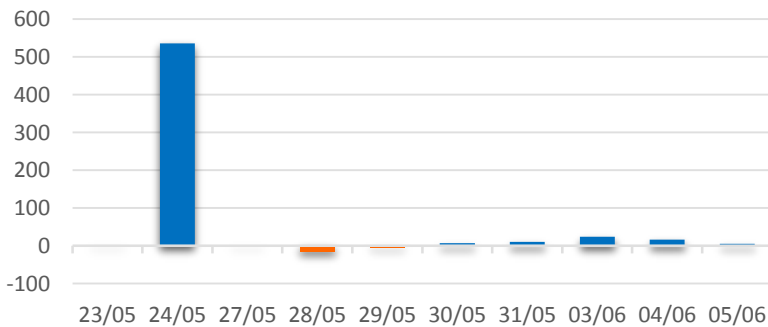
HNX 外資每日買/賣超



證券代碼	買超金額 (百萬盾)	證券代碼	賣超金額 (百萬盾)
TIG	353	PVS	4,118
TNG	250	HGM	3,501
SRA	133	CSC	639
PVI	91	DNP	611
SHB	85	WCS	271

HNX 外資買/賣 超的前 5 名

UPCOM 外資每日買/賣超



證券代碼	買超金額 (百萬盾)	證券代碼	賣超金額 (百萬盾)
VEA	5,075	MPC	1,232
VTP	2,075	BSR	724
MFS	596	GVR	543
MCH	390	ACV	352
GEG	215	VGI	261

UPCOM 外資買/賣 超的前 5 名



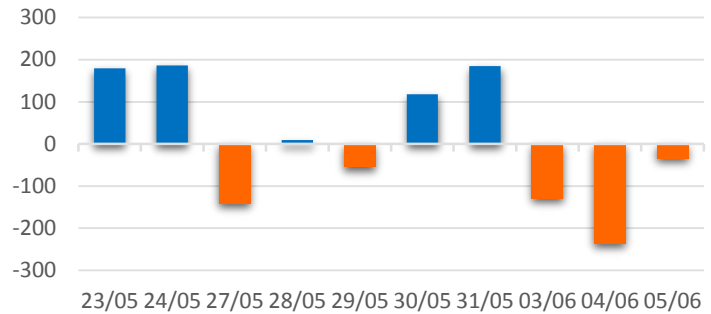
We Create **Fortune**

自營進出統計

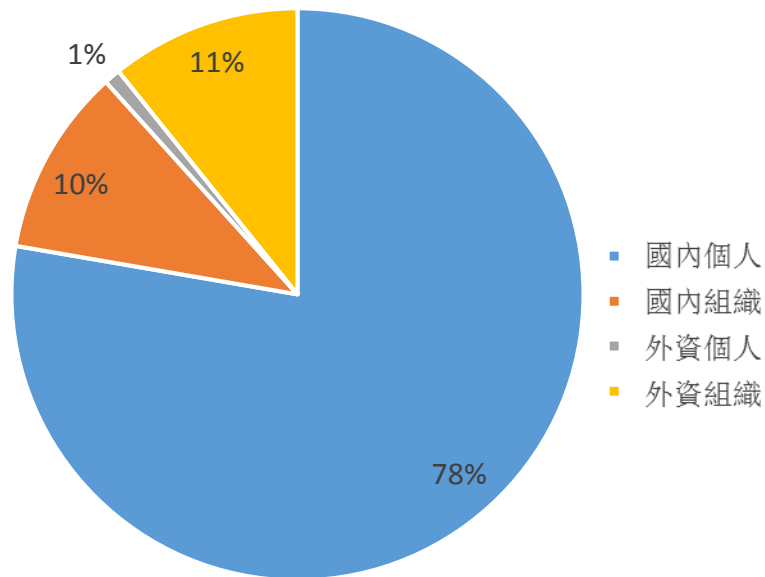
證券代碼	買超金額 (百萬盾)	證券代碼	賣超金額 (百萬盾)
VHM	2,217	E1VFN30	97,551
VIC	2,099	VHM	10,790
E1VFN30	20,697	VIC	12,237
VNM	3,666	TCB	23,984
TCB	3,233	VNM	16,171

券商自營交易最大前名

券商自營交易每日買/賣超 (bil. VND)



越南證券市場投資人類別統計

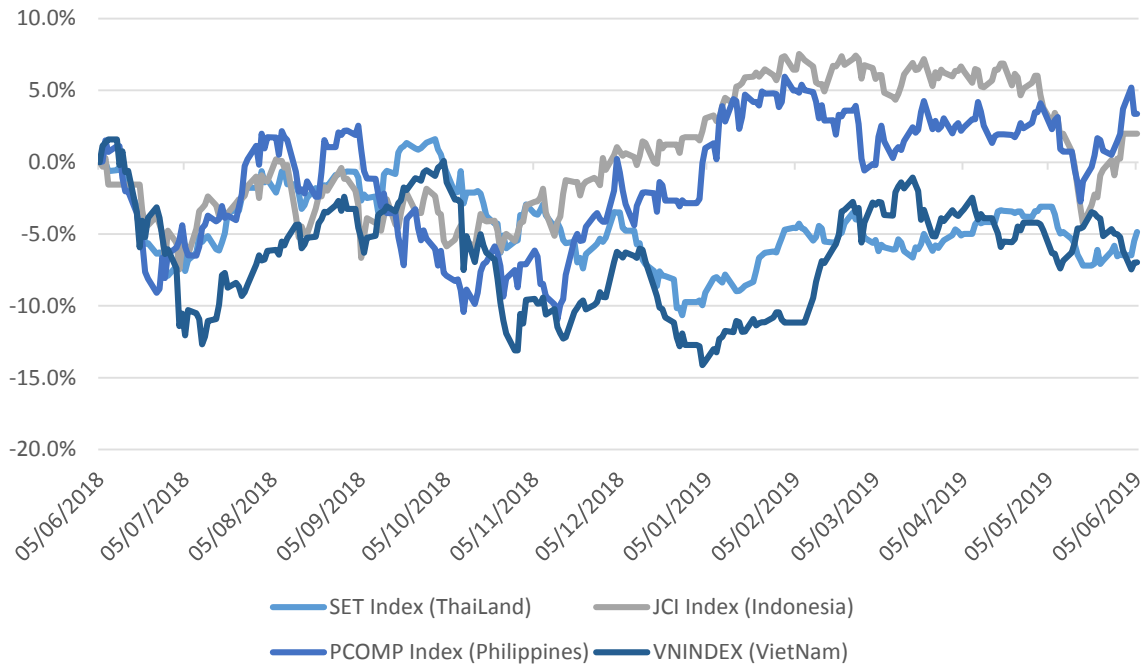


資料源: FiinPro – YSVN



We Create Fortune

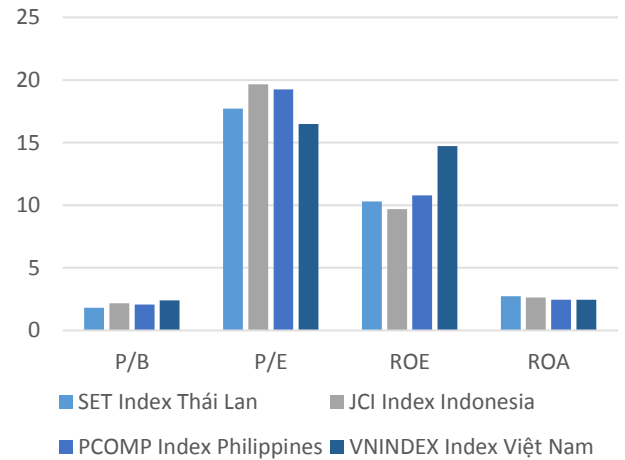
東南亞主要市場走勢比較



東南亞主要市場數據

		Thailand	Indonesia	Philippines	Vietnam
P/B		1.8x	2.2x	2.1x	2.4x
P/E		17.7x	19.7x	19.2x	16.5x
ROE	%	10.30	9.68	10.78	14.73
ROA	%	2.73	2.62	2.43	2.44
Vốn hóa	Tỷ USD	533.97	497.24	193.94	136.68
GTGD	Triệu USD	1.82	0.60	0.10	0.09
LS cổ tức	%	3.16	2.34	1.63	2.09

BloomBerg & YSVN





We Create **Fortune**

元大證券（越南）股份公司

個人客戶分析部

Nguyễn Thế Minh

研究分析經理

+84 28 3622 6868 ext 3826
minh.nguyen@yuanta.com.vn

Quách Đức Khánh

高級分析專員

+84 28 3622 6868 ext 3833
khanh.quach@yuanta.com.vn

Nguyễn Trịnh Ngọc Hồng

分析專員

+84 28 3622 6868 ext 3832
hong.nguyen@yuanta.com.vn

Phạm Tân Phát

高級分析專員

+84 28 3622 6868 ext 3830
phat.pham@yuanta.com.vn

個人客戶業務部

Nguyễn Thanh Tùng

總公司業務經理

+84 28 3622 6868 ext 3609
tung.nguyen@yuanta.com.vn

Chung Kim Hoa

華人客戶部經理

+84 28 3622 6868 ext 3828
hoa.chung@yuanta.com.vn

Phù Vĩnh Qué

堤岸分行經理

+84 28 3622 6868
que.phu@yuanta.com.vn

Nguyễn Việt Quang

河內分行經理

+84 28 3622 6868 ext 3404
quang.nguyen@yuanta.com.vn

Võ Thị Thu Thủy

平陽分行經理

+84 28 3622 6868 ext 3505
thuy.vo@yuanta.com.vn

Bùi Quốc Phong

同奈分行經理

+84 28 3622 6868
phong.bui@yuanta.com.vn

Nguyễn Đức Hoàn

河內南部營業中心經理

+84 28 3622 6868 ext 3409
hoan.nguyen@yuanta.com.vn



We Create **Fortune**

Appendix A: Important Disclosures

Analyst Certification

Each research analyst primarily responsible for the content of this research report, in whole or in part, certifies that with respect to each security or issuer that the analyst covered in this report: (1) all of the views expressed accurately reflect his or her personal views about those securities or issuers; and (2) no part of his or her compensation was, is, or will be, directly or indirectly, related to the specific recommendations or views expressed by that research analyst in the research report.

Ratings Definitions

BUY: We have a positive outlook on the stock based on our expected absolute or relative return over the investment period. Our thesis is based on our analysis of the company's outlook, financial performance, catalysts, valuation and risk profile. We recommend investors add to their position.

HOLD-Outperform: In our view, the stock's fundamentals are relatively more attractive than peers at the current price. Our thesis is based on our analysis of the company's outlook, financial performance, catalysts, valuation and risk profile.

HOLD-Underperform: In our view, the stock's fundamentals are relatively less attractive than peers at the current price. Our thesis is based on our analysis of the company's outlook, financial performance, catalysts, valuation and risk profile.

SELL: We have a negative outlook on the stock based on our expected absolute or relative return over the investment period. Our thesis is based on our analysis of the company's outlook, financial performance, catalysts, valuation and risk profile. We recommend investors reduce their position.

Under Review: We actively follow the company, although our estimates, rating and target price are under review.

Restricted: The rating and target price have been suspended temporarily to comply with applicable regulations and/or Yuanta policies.

Note: Yuanta research coverage with a Target Price is based on an investment period of 12 months. Greater China Discovery Series coverage does not have a formal 12 month Target Price and the recommendation is based on an investment period specified by the analyst in the report.

Global Disclaimer

© 2018 Yuanta. All rights reserved. The information in this report has been compiled from sources we believe to be reliable, but we do not hold ourselves responsible for its completeness or accuracy. It is not an offer to sell or solicitation of an offer to buy any securities. All opinions and estimates included in this report constitute our judgment as of this date and are subject to change without notice.

This report provides general information only. Neither the information nor any opinion expressed herein constitutes an offer or invitation to make an offer to buy or sell securities or other investments. This material is prepared for general circulation to clients and is not intended to provide tailored investment advice and does not take into account the individual financial situation and objectives of any specific person who may receive this report. Investors should seek financial advice regarding the appropriateness of investing in any securities, investments or investment strategies discussed or recommended in this report. The information contained in this report has been compiled from sources believed to be reliable but no representation or warranty, express or implied, is made as to its accuracy, completeness or correctness. This report is not (and should not be construed as) a solicitation to act as securities broker or dealer in any jurisdiction by any person or company that is not legally permitted to carry on such business in that jurisdiction.

Yuanta research is distributed in the United States only to Major U.S. Institutional Investors (as defined in Rule 15a-6 under the Securities Exchange Act of 1934, as amended and SEC staff interpretations thereof). All transactions by a US person in the securities mentioned in this report must be effected through a registered broker-dealer under Section 15 of the Securities Exchange Act of 1934, as amended. Yuanta research is distributed in Taiwan by Yuanta Securities Investment Consulting. Yuanta research is distributed in Hong Kong by Yuanta Securities (Hong Kong) Co. Limited, which is licensed in Hong Kong by the Securities and Futures Commission for regulated activities, including Type 4 regulated activity (advising on securities). In Hong Kong, this research report may not be redistributed, retransmitted or disclosed, in whole or in part or any form or manner, without the express written