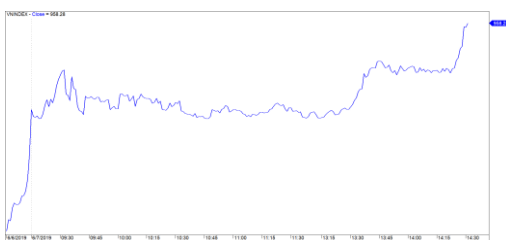


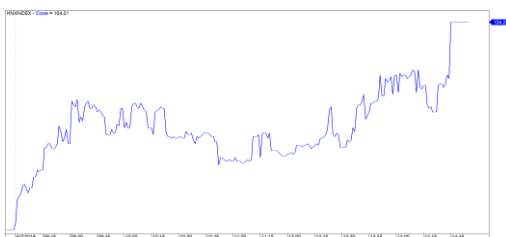
市場走勢 2019/06/07			
市場指數	VNI	HNI	UPCOM
收盤	958.28	104.21	54.61
%日	1.06%	1.15%	0.33%
%週	-0.17%	-0.13%	-0.94%
%月	0.08%	-1.53%	-1.55%
%年	-7.56%	-12.42%	1.54%
成交值(十億盾)			
當日	3,122	289	308
日均量/週	3,230	283	234
日均量/月	3,829	394	293
外資進出			
買進	556.16	1.70	22.79
賣出	540.98	2.50	23.58
買賣超	15.18	-0.80	-0.79
市場漲跌家數			
上漲	209	98	223
下跌	82	47	95
持平	94	228	561
市場指標			
P/E	16.39	9.15	17.05
總市值 (兆盾)	3,207	186	949
股息殖利率	5.07%	3.44%	7.32%

資料源: Bloomberg – YSVN

VNINDEX



HNIINDEX



市場走勢

上週最後一交易日，地區股市內，Kospi 和日經 225 指數略微收漲，而中國、香港和台灣休假中。

越南股市繼續回調，且越到盤尾漲勢越強。VN-Index 收漲 1.06%，收報 958.28 點，HNX-Index 上漲 1.14%，收報 104.21 點，Upcom-Index 小幅上漲。流動性沒有太大改善，值達 2.8 兆越盾。

油氣和房地產板塊對市場有最積極的影響，GAS，PVD，PVS，PVT，VHM，NTL，TDH，QCH，TDM，NLG 漲幅超過 2%。然而，顯著仍是工業區房地產股，SZC（6.8%），SZL（6.9%），LHG（3.8%）。藍籌股也上揚，VN30-Index 只有 VCB，CTD，ROS 小幅下跌。VN30-Index 漲 0.96%，VNSML-Index 漲 0.84%，而 VNMid-Index 漲 1.09%。

外資在三大證交所買超接近 140 億越盾。主要買入 E1VFN30（1390 億越盾），VIC（110 億越盾），HVN（100 億越盾），同時拋售 GAS（390 億越盾），HPG（310 億越盾），VNM（300 億越盾）。

短線市場觀點

我們預計未來數盤 VN-Index 可能會繼續回調到 960-965 點阻力價格區間。同時，我們仍估計這是短期技術回調期，流動性仍偏低，短期現金流仍微弱，因此，賣壓在未來回調期間預計會增高。此外，股票比重小幅增高，投資這心態已有所樂觀，表明短期風險已有降低的跡象，但這趨勢仍未明確。

我們的趨勢指標仍維持兩大股指短期趨勢下跌，阻力區位於 VN-index 的 964.52 點和 HNX-Index 的 105.16 點。因此，我們建議短線投資者可暫停賣出，並在 VN-Index 回調到 960 - 965 點阻力區間關注市場走勢。

建議短線投資比重：28% 股票 / 72% 現金

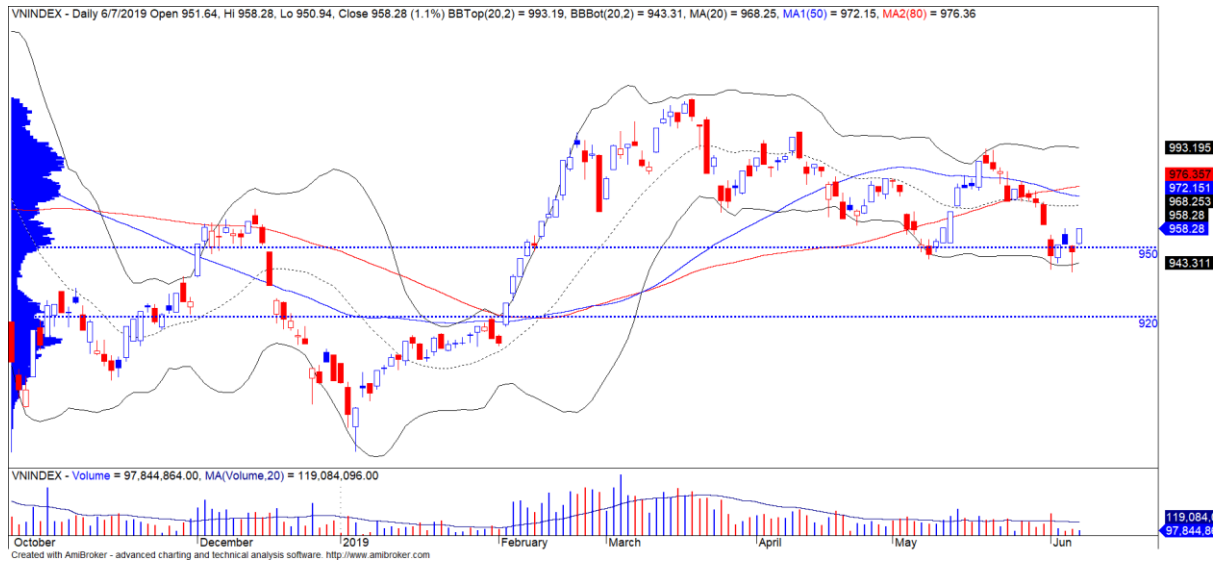
建議中線投資比重：47% 股票 / 53% 現金

(股票趨勢追蹤圖在下一頁內更新)



We Create Fortune

技術分析圖



指數技術分析圖 VN-Index



指數技術分析圖 HNX-Index

指數	短期趨勢	中期趨勢	阻力區 1	阻力區 2	支撐區 1	支撐區 2
VN-Index	下跌	上漲	1,000	1,025	965	953
HNX-Index	下跌	下跌	108	110	105	101
VN30	下跌	上漲	895	935	877	863
VNMidcaps	上漲	上漲	992	1,030	969	963
VNSmallcaps	下跌	上漲	835	845	822	804

We Create Fortune

股票趨勢追蹤表

股票	價格	短期趨勢	中期趨勢	短期買進價格	短期止損	暫計短期利潤%	短期訊號	中期買進價格	中期止損	暫計中期獲利%	中期訊號
AAA	17,750	下跌	上漲		18,216			16,850	16,230	5.34%	
ACB	28,700	下跌	下跌		29,619				31,844		
ACV	80,100	下跌	上漲		81,821			90,000	79,578	-11.00%	
ANV	28,500	下跌	上漲		30,484			30,000	27,127	-5.00%	
ASM	7,150	下跌	下跌		7,339				8,419		
BFC	20,400	下跌	下跌		21,241				23,675		
BID	31,700	下跌	上漲		32,443			33,400	31,227	-5.09%	
BMP	44,500	上漲	下跌	44,500	43,932	0.00%	買進		48,516		
BSR	13,400	下跌	下跌		13,797				14,995		
BVH	78,300	上漲	下跌	79,000	74,727	-0.89%			85,113		
BWE	26,000	上漲	上漲	25,850	25,071	0.58%		20,000	24,073	30.00%	
CEO	11,400	下跌	下跌		11,696				13,106		
CII	22,850	下跌	下跌		23,393				25,256		
CMX	23,100	下跌	上漲		24,522			5,910	21,617	290.86%	
CSM	15,350	上漲	上漲	15,250	14,746	0.66%		14,390	14,225	6.67%	
CTD	105,600	下跌	下跌		111,653				126,026		
CTG	20,450	下跌	上漲		20,823			22,700	19,639	-9.91%	
CTI	23,800	上漲	下跌	23,800	23,599	0.00%	買進		25,172		
CTR	27,200	下跌	N/A		28,535				4,134		
CVT	18,800	下跌	下跌		19,318				21,875		
DCM	8,300	下跌	下跌		8,561				9,161		
DGC	30,000	下跌	下跌		31,174				35,013		
DGW	22,350	下跌	下跌		22,434				24,255		
DHA	36,900	上漲	上漲	32,250	35,429	14.42%		29,100	32,885	26.80%	
DHC	41,400	上漲	上漲	40,900	40,036	1.22%		35,200	35,701	17.61%	
DHG	114,900	上漲	上漲	115,900	111,777	-0.86%		93,000	109,338	23.55%	
DIG	13,950	下跌	下跌		14,499				15,650		
DPG	38,700	下跌	上漲		40,482			40,018	34,775	-3.29%	
DPM	18,050	上漲	下跌	18,150	17,731	-0.55%			19,712		
DPR	44,500	上漲	上漲	43,400	39,832	2.53%		42,500	38,294	4.71%	
DQC	18,450	下跌	下跌		19,630				22,049		
DRC	19,450	下跌	下跌		20,469				22,990		

We Create Fortune

DXG	18,250	下跌	下跌		18,864				21,621		
EIB	18,400	上漲	上漲	17,800	17,455	3.37%		14,700	16,352	25.17%	
FCN	14,600	下跌	上漲		14,704			16,050	13,649	-9.03%	
FMC	28,300	上漲	下跌	28,950	27,778	-2.25%			30,886		
FPT	45,200	上漲	上漲	45,200	44,948	0.00%	買進	46,000	42,214	-1.74%	
GAS	103,000	下跌	上漲		105,433			101,000	101,898	1.98%	
GEX	22,200	上漲	上漲	22,900	21,903	-3.06%		24,700	21,615	-10.12%	
GIL	31,600	下跌	下跌		32,928				36,813		
GMD	26,450	下跌	下跌		26,879				27,993		
GTN	19,200	上漲	上漲	17,850	18,539	7.56%		15,000	16,369	28.00%	
GVR	13,500	上漲	下跌	13,500	12,593	0.00%	買進		N/A		
HAG	4,980	下跌	下跌		5,120				5,814		
HAX	13,800	下跌	下跌		14,320				15,510		
HBC	16,050	下跌	下跌		16,859				18,315		
HCM	23,250	下跌	下跌		24,414				27,107		
HDB	26,900	上漲	下跌	27,600	25,944	-2.54%			29,637		
HDC	15,250	上漲	上漲	15,250	14,884	0.00%	買進	15,250	14,400	0.00%	買進
HDG	38,300	下跌	下跌		40,287				43,194		
HNG	15,300	下跌	下跌		15,569				16,554		
HPG	22,950	下跌	下跌		24,270			26,098	23,082	-11.56%	賣出
HSG	7,640	下跌	上漲		8,086			9,300	7,015	-17.85%	
HT1	16,100	下跌	上漲		16,718			14,800	15,465	8.78%	
HUT	2,800	下跌	下跌		3,056				3,640		
HVN	43,200	下跌	上漲		43,597			39,000	38,265	10.77%	
KBC	14,550	上漲	下跌	14,300	13,980	1.75%			15,013		
KDH	30,900	上漲	下跌	30,900	30,212	0.00%			32,661		
KSB	21,500	下跌	下跌		22,402				26,296		
LCG	9,720	下跌	下跌		10,292				11,817		
LDG	8,750	下跌	下跌		9,215				10,794		
LHG	19,350	下跌	上漲		19,948			19,300	17,020	0.26%	
LPB	7,900	下跌	下跌		8,186				8,909		
LSS	5,360	下跌	下跌		5,629				5,906		
MBB	20,550	下跌	上漲		20,956			21,850	20,106	-5.95%	
MPC	36,000	下跌	下跌		37,908				47,772		
MSN	86,000	下跌	上漲		88,270			89,000	80,742	-3.37%	
MSR	20,700	上漲	下跌	20,300	19,640	1.97%			20,715		

We Create Fortune

MWG	88,300	上漲	上漲	88,300	87,815	0.00%	買進	88,700	80,841	-0.45%	
NDN	15,100	上漲	上漲	14,100	14,190	7.09%		13,700	12,682	10.22%	
NKG	6,120	下跌	下跌		6,489				7,401		
NLG	29,900	下跌	上漲		29,964			28,700	28,115	4.18%	
NT2	27,150	下跌	下跌		27,872				29,219		
NTL	22,950	上漲	上漲	22,950	22,859	0.00%	買進	10,450	21,175	119.62%	
NVL	60,700	上漲	下跌	58,100	58,549	4.48%			62,332		
OIL	12,600	下跌	下跌		13,132				14,359		
PAC	36,900	上漲	下跌	38,000	36,036	-2.89%			39,387		
PC1	23,200	下跌	下跌		24,100				25,195		
PDR	24,800	上漲	上漲	24,100	23,934	2.90%		29,000	22,587	-14.48%	
PHR	58,000	下跌	上漲		59,085			24,000	50,969	141.67%	
PLX	62,400	下跌	上漲		64,103			62,400	58,426	0.00%	
PNJ	78,800	下跌	上漲		79,421			104,000	72,834	-24.23%	
POW	16,050	上漲	上漲	15,200	15,196	5.59%		15,700	13,783	2.23%	
PVT	16,750	下跌	下跌		17,034				17,615		
PPC	26,750	下跌	上漲		27,691			19,700	24,232	35.79%	
PTB	64,300	下跌	上漲		65,873			64,000	59,893	0.47%	
PVB	18,800	下跌	上漲		19,413			20,100	16,786	-6.47%	
PVD	18,850	下跌	上漲		19,473			18,500	17,783	1.89%	
PVI	35,800	下跌	下跌		38,269			33,000	35,916	8.84%	賣出
PVS	22,600	下跌	上漲		22,987			21,100	21,468	7.11%	
PXS	4,910	下跌	上漲		5,036			4,850	4,262	1.24%	
QNS	31,100	下跌	下跌		32,352				34,373		
REE	32,600	下跌	上漲		32,776			33,325	31,114	-2.18%	
SAB	276,400	上漲	上漲	253,000	258,668	9.25%		245,000	239,225	12.82%	
SAM	7,690	上漲	上漲	7,580	7,452	1.45%		7,400	7,073	3.92%	
SCR	7,500	上漲	下跌	7,500	7,056	0.00%			7,611		
SHI	8,380	上漲	上漲	8,140	7,800	2.95%		6,990	6,728	19.89%	
SJS	17,600	上漲	下跌	18,300	16,869	-3.83%			19,930		
SKG	13,800	上漲	下跌	13,950	13,636	-1.08%			14,892		
SSI	25,050	下跌	下跌		25,496				27,560		
STB	11,750	下跌	上漲		12,018			13,000	11,486	-9.62%	
TCB	21,600	下跌	下跌		22,261				N/A		
TCM	26,950	下跌	下跌		28,220				31,609		
TDH	12,300	上漲	上漲	11,700	11,618	5.13%		11,650	10,730	5.58%	

We Create Fortune

TLH	4,980	下跌	上漲		5,159			5,390	4,797	-7.61%	
TNG	22,900	下跌	上漲		23,737			12,000	19,605	90.83%	
VCB	65,600	下跌	上漲		68,529			62,000	62,992	5.81%	
VCG	26,300	下跌	上漲		27,102			19,200	23,906	36.98%	
VCS	61,800	下跌	下跌		63,067				69,165		
VGC	20,600	下跌	下跌		20,742				21,647		
VGT	11,600	上漲	下跌	12,000	11,277	-3.33%			13,091		
VHC	90,600	下跌	下跌		92,663				98,373		
VHM	82,200	下跌	下跌		83,042				92,698		
VIB	17,100	下跌	上漲		17,656			19,700	16,801	-13.20%	
VIC	117,000	上漲	上漲	113,000	113,329	3.54%		112,000	108,251	4.46%	
VIP	5,740	下跌	下跌		5,848				6,251		
VJC	122,200	上漲	上漲	114,400	120,771	6.82%		124,500	113,051	-1.85%	
VND	15,900	下跌	下跌		16,373				17,817		
VNG	19,850	下跌	下跌		20,317				22,478		
VNM	126,600	下跌	下跌		131,337				137,861		
VPB	17,950	下跌	下跌		18,473				20,574		
VPI	42,000	上漲	下跌	41,750	40,418	0.60%			43,124		
VRC	16,550	下跌	下跌		17,192				18,617		
VRE	34,750	下跌	上漲		35,633			35,000	31,101	-0.71%	
VSC	32,200	下跌	下跌		33,439				35,256		

LARGECAPS 大型股票趨勢追蹤表

股票	價格	短期趨勢	中期趨勢	短期買進價格	短期止損	暫計短期利潤%	短期訊號	中期買進價格	中期止損	暫計中期獲利%	中期訊號
ACB	28,700	下跌	下跌		29,619				31,844		
BID	31,700	下跌	上漲		32,443			33,400	31,227	-5.09%	
BSR	13,400	下跌	下跌		13,797				14,995		
BVH	78,300	上漲	下跌	79,000	74,727	-0.89%			85,113		
CTG	20,450	下跌	上漲		20,823			22,700	19,639	-9.91%	
EIB	18,400	上漲	上漲	17,800	17,455	3.37%		14,700	16,352	25.17%	
FPT	45,200	上漲	上漲	45,200	44,948	0.00%	買進	40,997	42,214	10.25%	
GAS	103,000	下跌	上漲		105,433			99,026	101,898	4.01%	
HDB	26,900	上漲	下跌	27,600	25,944	-2.54%			29,637		
HNG	15,300	下跌	下跌		15,569				16,554		
HPG	22,950	下跌	下跌		24,270			26,098	23,082	-11.56%	賣出

We Create Fortune

HVN	43,200	下跌	上漲		43,597			39,000	38,265	10.77%	
KDH	30,900	上漲	下跌	30,900	30,212	0.00%			32,661		
MBB	20,550	下跌	上漲		20,956			21,271	20,106	-3.39%	
MSN	86,000	下跌	上漲		88,270			89,000	80,742	-3.37%	
MWG	88,300	上漲	上漲	88,300	87,815	0.00%	買進	88,700	80,841	-0.45%	
NVL	60,700	上漲	下跌	58,100	58,549	4.48%			62,332		
OIL	12,600	下跌	下跌		13,132				14,359		
PLX	62,400	下跌	N/A		64,103			62,400	58,426	0.00%	
PNJ	78,800	下跌	上漲		79,421			77,881	72,834	1.18%	
POW	16,050	上漲	上漲	15,200	15,196	5.59%		15,700	13,783	2.23%	
PVS	22,600	下跌	上漲		22,987			21,100	21,468	7.11%	
QNS	31,100	下跌	下跌		32,352				34,373		
REE	32,600	下跌	上漲		32,776			33,325	31,114	-2.18%	
ROS	30,000	下跌	上漲		31,804			34,800	27,327	-13.79%	
SSI	25,050	下跌	下跌		25,496				27,560		
STB	11,750	下跌	上漲		12,018			13,000	11,486	-9.62%	
TCB	21,600	下跌	下跌		22,261				25,293		
TPB	24,100	上漲	下跌	22,500	23,367	7.11%			N/A		
VCB	65,600	下跌	上漲		68,529			62,000	62,992	5.81%	
VCG	26,300	下跌	上漲		27,102			18,441	23,906	42.62%	
VEA	51,700	上漲	下跌	50,000	50,617	3.40%			N/A		
VGI	28,100	下跌	下跌		29,042				N/A		
VHM	82,200	下跌	下跌		83,042				92,698		
VIB	17,100	下跌	上漲		17,656			19,036	16,801	-10.17%	
VIC	117,000	上漲	上漲	113,000	113,329	3.54%		112,000	108,251	4.46%	
VJC	122,200	上漲	上漲	114,400	120,771	6.82%		124,500	113,051	-1.85%	
VNM	126,600	下跌	下跌		131,337				137,861		
VPB	17,950	下跌	下跌		18,473				20,574		
VRE	34,750	下跌	上漲		35,633			33,996	31,101	2.22%	

MIDCAPS 中型股票趨勢追蹤表

股票	價格	短期趨勢	中期趨勢	短期買進價格	短期止損	暫計短期利潤%	短期訊號	中期買進價格	中期止損	暫計中期獲利%	中期訊號
AAA	17,750	下跌	上漲		18,216			16,850	16,230	5.34%	
ANV	28,500	下跌	上漲		30,484			30,000	27,127	-5.00%	
ASM	7,150	下跌	下跌		7,339				8,419		
BMP	44,500	上漲	下跌	44,500	43,932	0.00%	買進		48,516		

We Create Fortune

BWE	26,000	上漲	上漲	25,850	25,071	0.58%		19,440	24,073	33.74%	
C4G	9,200	下跌	#N/A		9,738				#N/A		
CEO	11,400	下跌	下跌		11,696				13,106		
CII	22,850	下跌	下跌		23,393				25,256		
CRE	24,500	下跌	#N/A		25,084				#N/A		
CTI	23,800	上漲	下跌	23,800	23,599	0.00%	買進		25,172		
CTR	27,200	下跌	#N/A		28,535				#N/A		
DCM	8,300	下跌	下跌		8,561				9,161		
DHC	41,400	上漲	上漲	40,900	40,036	1.22%		35,200	35,701	17.61%	
DIG	13,950	下跌	下跌		14,499				15,650		
DPM	18,050	上漲	下跌	18,150	17,731	-0.55%			19,712		
DRC	19,450	下跌	下跌		20,469				22,990		
DXG	18,250	下跌	下跌		18,864				21,621		
E1VFN30	14,380	下跌	下跌		14,678				15,587		
FCN	14,600	下跌	上漲		14,704			16,050	13,649	-9.03%	
FLC	4,370	下跌	下跌		4,524				5,024		
FTM	23,950	下跌	上漲		24,581			16,250	21,483	47.38%	
GEG	21,500	下跌	上漲		22,352			12,900	20,497	66.67%	
GEX	22,200	上漲	上漲	22,900	21,903	-3.06%		24,700	21,615	-10.12%	
GMD	26,450	下跌	下跌		26,879				27,993		
GTN	19,200	上漲	上漲	17,850	18,539	7.56%		15,000	16,369	28.00%	
GVR	13,500	上漲	#N/A	13,500	12,593	0.00%	買進		#N/A		
HAG	4,980	下跌	下跌		5,120				5,814		
HBC	16,050	下跌	下跌		16,859				18,315		
HCM	23,250	下跌	下跌		24,414				27,107		
HDG	38,300	下跌	下跌		40,287				43,194		
HPX	26,400	下跌	#N/A		26,645				#N/A		
HSG	7,640	下跌	上漲		8,086			8,452	7,015	-9.61%	
HT1	16,100	下跌	上漲		16,718			14,800	15,465	8.78%	
IBC	21,300	上漲	上漲	20,900	19,838	1.91%		24,900	19,303	-14.46%	
IDI	7,880	下跌	上漲		8,152			9,150	7,253	-13.88%	
IJC	10,300	下跌	下跌		10,768				11,501		
ITA	3,140	下跌	上漲		3,304			3,200	2,749	-1.88%	
KBC	14,550	上漲	下跌	14,300	13,980	1.75%			15,013		
KSB	21,500	下跌	下跌		22,402				26,296		
LDG	8,750	下跌	下跌		9,215				10,794		
LPB	7,900	下跌	下跌		8,186				8,909		
MBS	15,800	上漲	#N/A	15,800	15,400	0.00%		16,000	#N/A	#N/A	

We Create Fortune

MPC	36,000	下跌	下跌		37,908				47,772		
NBB	22,450	上漲	上漲	19,300	20,702	16.32%		21,500	18,704	4.42%	
NKG	6,120	下跌	下跌		6,489				7,401		
NLG	29,900	下跌	上漲		29,964			28,700	28,115	4.18%	
NT2	27,150	下跌	下跌		27,872				29,219		
NTC	#####	上漲	#N/A	112,000	132,009	28.04%		120,000	#N/A	#N/A	
NTL	22,950	上漲	上漲	22,950	22,859	0.00%	買進	9,331	21,175	145.95%	
NVB	8,300	下跌	下跌		8,436				9,493		
OGC	4,090	下跌	下跌		4,517				4,794		
PC1	23,200	下跌	下跌		24,100				25,195		
PDR	24,800	上漲	上漲	24,100	23,934	2.90%		23,595	22,587	5.11%	
PHR	58,000	下跌	上漲		59,085			22,864	50,969	153.67%	
PPC	26,750	下跌	上漲		27,691			17,422	24,232	53.54%	
PTB	64,300	下跌	上漲		65,873			60,780	59,893	5.79%	
PVD	18,850	下跌	上漲		19,473			18,500	17,783	1.89%	
PVI	35,800	下跌	下跌		38,269			31,325	35,916	14.66%	賣出
PVT	16,750	下跌	下跌		17,034				17,615		
QCG	5,050	下跌	上漲		5,192			5,910	4,638	-14.55%	
SAM	7,690	上漲	上漲	7,600	7,452	1.18%		7,400	7,073	3.92%	
SBT	17,800	上漲	下跌	18,300	17,654	-2.73%			19,311		
SCR	7,500	上漲	下跌	7,500	7,056	0.00%			7,611		
SHB	7,100	下跌	下跌		7,320				7,880		
SHS	11,900	上漲	上漲	11,900	11,677	0.00%	買進	12,100	10,571	-1.65%	
SJS	17,600	上漲	下跌	18,300	16,869	-3.83%			19,930		
STK	24,700	下跌	上漲		25,394			17,000	21,313	45.29%	
SZC	20,500	上漲	#N/A	16,750	18,068	22.39%			#N/A		
TCH	21,000	下跌	上漲		21,413			21,000	20,591	0.00%	
TCM	26,950	下跌	下跌		28,220				31,609		
TNG	22,900	下跌	上漲		23,737			12,000	19,605	90.83%	
TTB	24,250	下跌	上漲	24,100	25,601	6.23%	賣出	23,700	22,218	2.32%	
VCI	30,650	下跌	下跌		31,689				36,212		
VGT	11,600	上漲	#N/A	12,000	11,277	-3.33%			#N/A		
VHC	90,600	下跌	下跌		92,663				98,373		
VND	15,900	下跌	下跌		16,373				17,817		
VNG	19,850	下跌	下跌		20,317				22,478		
VPI	42,000	上漲	下跌	41,750	40,418	0.60%			42,859		

We Create Fortune

SMALLCAPS 小型股票趨勢追蹤表

股票	價格	短期趨勢	中期趨勢	短期買進價格	短期止損	暫計短期利潤%	短期訊號	中期買進價格	中期止損	暫計中期獲利%	中期訊號
AAV	10,000	下跌	#N/A		10,427			16,850	#N/A	#N/A	
AGR	3,610	下跌	上漲		3,743			3,990	3,542	-9.52%	
AMD	1,680	下跌	下跌		1,753				2,174		
APG	7,940	下跌	下跌		8,107				9,066		
ART	2,600	下跌	下跌		2,816				3,493		
BCC	8,000	下跌	上漲		8,435			7,700	7,657	3.90%	
BCG	5,760	下跌	上漲		6,008			6,390	5,406	-9.86%	
C69	10,400	上漲	上漲	8,800	10,112	18.18%		5,300	8,706	96.23%	
CCL	4,220	上漲	上漲	3,550	4,186	18.87%		3,460	3,627	21.97%	
CRC	15,200	下跌	下跌		16,157				19,005		
CVT	18,800	下跌	下跌		19,318				21,875		
DAG	6,540	下跌	下跌		6,710				7,406		
DAH	8,450	下跌	上漲		8,609			4,664	7,386	81.17%	
DGW	22,350	下跌	下跌		22,434				24,255		
DLG	1,360	下跌	下跌		1,434				1,709		
DRH	6,100	下跌	下跌		6,680				8,288		
DTD	13,600	下跌	上漲		14,188			12,900	11,089	5.43%	
EVG	2,790	下跌	下跌		2,876				3,023		
FIT	3,100	下跌	上漲		3,319			3,640	2,853	-14.84%	
GKM	15,300	下跌	上漲		15,566			11,425	14,952	33.92%	
HAH	12,450	上漲	下跌	13,800	11,943	-9.78%			12,668		
HAI	1,590	下跌	下跌		1,693				1,991		
HAP	3,540	下跌	上漲		3,730			3,670	3,246	-3.54%	
HAR	4,260	上漲	上漲	3,250	3,919	31.08%		3,710	3,262	14.82%	
HCD	3,820	下跌	下跌		4,096				4,858		
HDA	10,100	下跌	下跌		10,882			10,400	10,481	0.77%	賣出
HDC	15,250	上漲	上漲	15,250	14,884	0.00%	買進	15,250	14,400	0.00%	買進
HHP	17,700	下跌	#N/A		18,146				#N/A		
HHS	3,510	下跌	下跌		3,690				3,973		
HII	12,700	上漲	下跌	13,450	12,634	-5.58%			14,744		
HQC	1,370	下跌	下跌		1,409				1,536		
HSL	10,200	上漲	下跌	9,600	9,737	6.25%			11,235		
HUT	2,800	下跌	下跌		3,056				3,640		
HVG	3,490	下跌	下跌		3,879				5,713		



We Create Fortune

HVH	25,400	下跌	#N/A	27,250	26,429	-3.01%	賣出		#N/A		
JVC	3,050	下跌	上漲		3,203			3,280	2,981	-7.01%	
KLF	1,500	下跌	下跌		1,713				1,937		
KMR	3,300	上漲	上漲	3,450	3,055	-4.35%		3,680	2,649	-10.33%	
LCG	9,720	下跌	下跌		10,292				11,817		
LGL	9,680	下跌	上漲		10,057			7,113	8,529	36.09%	
LHG	19,350	下跌	上漲		19,948			19,300	17,020	0.26%	
LMH	14,550	下跌	#N/A		15,569				#N/A		
MST	3,300	下跌	下跌		3,900				4,774		
NDN	15,100	上漲	上漲	14,100	14,190	7.09%		13,104	12,682	15.23%	
PHC	13,000	上漲	上漲	13,800	12,959	-5.80%		14,450	12,650	-10.03%	
PVB	18,800	下跌	上漲		19,413			20,100	16,786	-6.47%	
PVC	7,200	下跌	上漲		7,387			7,100	6,199	1.41%	
PXL	6,300	下跌	下跌		6,841				7,604		
PXS	4,910	下跌	上漲		5,036			4,850	4,262	1.24%	
QBS	2,980	下跌	下跌		3,376				3,619		
SFG	17,600	上漲	上漲	17,600	17,458	0.00%	買進	11,494	14,905	53.12%	
SHI	8,380	上漲	上漲	8,800	7,800	-4.77%		6,233	6,728	34.45%	
SJF	3,090	下跌	下跌		3,424				4,781		
SKG	13,800	上漲	下跌	13,950	13,636	-1.08%			14,892		
TDH	12,300	上漲	上漲	11,700	11,618	5.13%		11,650	10,730	5.58%	
TIG	3,400	下跌	上漲	3,900	3,455	-11.42%	賣出	3,200	3,029	6.25%	
TLD	5,800	下跌	下跌		6,106				6,758		
TLH	4,980	下跌	上漲		5,159			5,850	4,797	-14.87%	
TNI	11,800	上漲	下跌	11,350	10,834	3.96%			12,010		
TTF	3,140	下跌	上漲		3,465			3,990	3,028	-21.30%	
TTH	4,300	下跌	上漲		4,621			5,273	4,217	-18.45%	
TVB	17,250	下跌	下跌		17,914				20,422		
TVC	12,500	下跌	上漲		13,071			9,400	12,451	32.98%	
VC3	23,200	上漲	上漲	23,100	22,538	0.43%		22,000	21,070	5.45%	
VCR	21,500	上漲	上漲	13,300	19,886	61.65%		3,900	17,322	451.28%	
VNE	4,110	下跌	上漲		4,275			4,650	3,958	-11.61%	
VPG	19,400	下跌	上漲		19,803			20,456	18,842	-5.16%	
VRC	16,550	下跌	下跌		17,192				18,617		
YBM	10,400	下跌	下跌		10,965				13,059		



We Create Fortune

胡志明市交易所 (HSX)

	收盤	漲跌%
VNI	958.28	1.06%
VN30	869.56	0.96%
VN Mid	963.69	1.09%
VN Small	814.73	0.84%

河內交易所 (HSX)

	收盤	漲跌%
HNI	104.21	1.15%
HN30	191.19	2.18%
VNX AllSh	847.88	0.99%

UPCOM 市場 (UPCoM)

	收盤	漲跌%
UPCoM	54.61	0.33%

外資交易	成交值(十億盾)	
買進	556.16	
賣出	540.98	
買超/賣超	15.18	

外資交易	成交值(十億盾)	
買進	1.70	
賣出	2.50	
買超/賣超	-0.80	

外資交易	成交值(十億盾)	
買進	22.79	
賣出	23.58	
買超/賣超	-0.79	

上漲排名/股碼	漲跌(VND)	漲跌%
TDM	2000	6.97%
SZL	3050	6.93%
MSH	4000	6.85%
SZC	1300	6.77%
TIP	1800	6.70%

上漲排名/股碼	漲跌(VND)	漲跌%
DBC	2000	9.09%
L14	2900	6.65%
SHS	600	5.31%
PVS	900	4.15%
NDN	600	4.14%

上漲排名/股碼	漲跌(VND)	漲跌%
SNZ	2300	12.99%
GVR	1300	10.66%
VTP	9800	7.04%
MPC	2300	6.82%
DRI	400	5.19%

下跌排名/股碼	漲跌(VND)	漲跌%
HVH	-1900	-6.96%
TTB	-1650	-6.37%
SRC	-500	-1.75%
GTN	-300	-1.54%
CTD	-1400	-1.31%

下跌排名/股碼	漲跌(VND)	漲跌%
VCR	-600	-2.71%
TVC	0	0.00%
TAR	100	0.33%
VCG	100	0.38%
VC3	100	0.43%

下跌排名/股碼	漲跌(VND)	漲跌%
QNS	-100	-0.32%
SKH	0	0.00%
SAS	0	0.00%
VIB	0	0.00%
ACV	200	0.25%

*備註：市值>5,000 億盾；成交值>15 億盾

市值排名/股碼	十億盾	
VIC	397,530	
VHM	268,966	
VCB	244,415	
VNM	220,286	
GAS	191,012	

市值排名/股碼	十億盾	
ACB	35,544	
VCG	11,573	
PVS	10,372	
VCS	9,502	
SHB	8,422	

市值排名/股碼	十億盾	
ACV	173,923	
VGI	81,580	
VEA	67,696	
MCH	60,932	
GVR	48,692	

交易量排名/股碼	成交值	30 日均
SCR	17,789,974	2,645,015
ROS	10,815,600	10,082,858
E1VFN30	9,936,500	2,500,083
SBT	7,921,300	2,395,130
HPG	5,445,349	3,868,191

交易量排名/股碼	成交值	30 日均
SHB	4,420,308	3,810,052
PVS	3,765,976	3,805,233
NVB	1,778,500	1,029,814
VIG	1,601,100	167,259
TIG	1,550,181	553,992

交易量排名/股碼	成交值	30 日均
GVR	3,556,130	597,278
FRM	3,536,500	153,974
VGI	1,057,850	789,103
DCS	993,830	267,922
SAS	891,200	78,085

資料源: Bloomberg & Yuanta Research

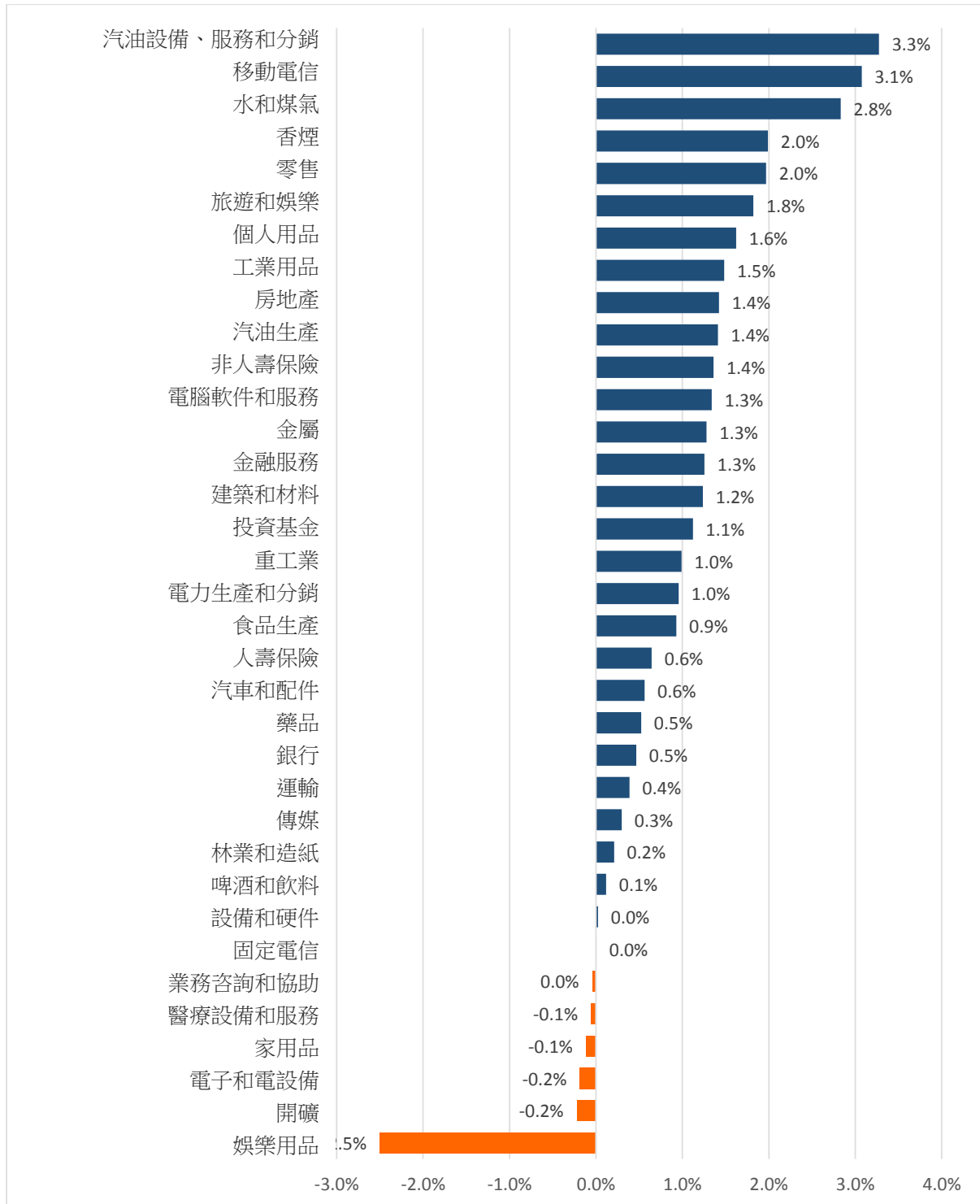
資料源: Bloomberg & Yuanta Research

資料源: Bloomberg & Yuanta Research



We Create Fortune

各行業板塊的交易走勢



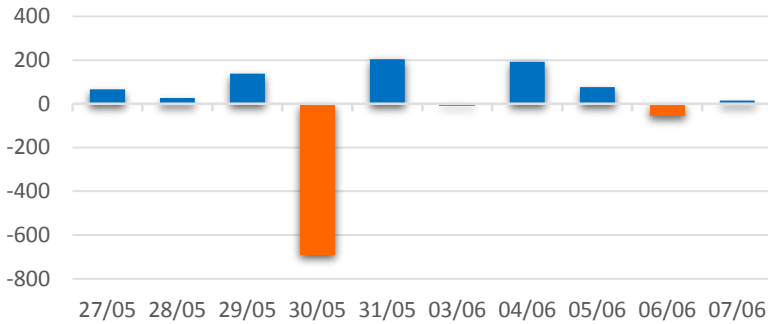
資料源: FiinPro – YSVN



We Create Fortune

外資買進賣統計

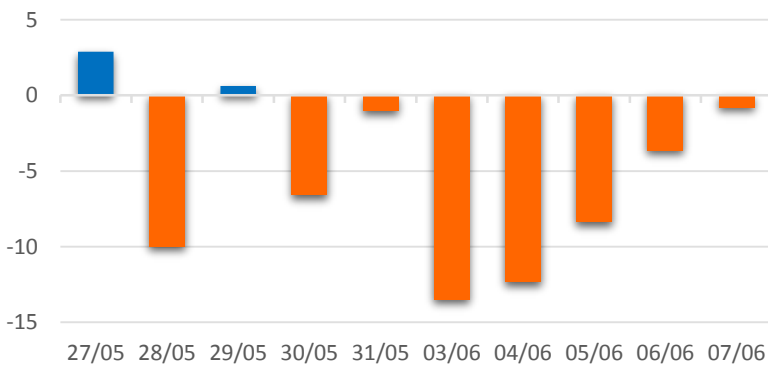
HSX 外資每日買/賣超



證券代碼	買超金額 (百萬盾)	證券代碼	賣超金額 (百萬盾)
E1VFN30	139,333	GAS	39,137
VIC	10,962	HPG	31,410
HVN	9,857	VNM	30,085
NVL	7,797	NBB	25,228
BVH	5,320	VCB	20,909

HSX 外資買/賣 超的前 5 名

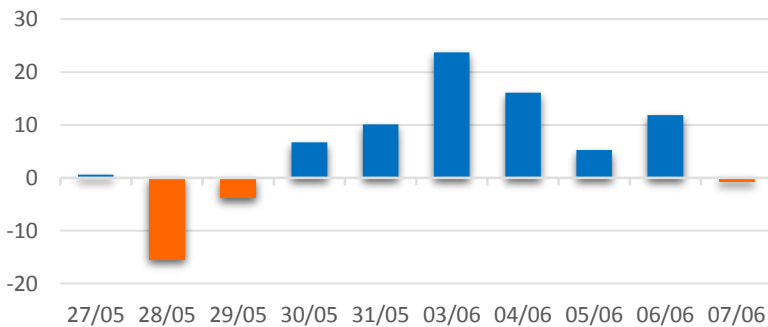
HNX 外資每日買/賣超



證券代碼	買超金額 (百萬盾)	證券代碼	賣超金額 (百萬盾)
TNG	465	PVS	813
BCC	158	INN	616
S55	145	VBC	239
DS3	144	WCS	128
HHP	98	PTI	123

HNX 外資買/賣 超的前 5 名

UPCOM 外資每日買/賣超



證券代碼	買超金額 (百萬盾)	證券代碼	賣超金額 (百萬盾)
GVR	2,767	MPC	3,147
VTP	719	ACV	1,379
MFS	383	VEA	579
PSL	254	SNZ	200
VGI	231	HND	125

UPCOM 外資買/賣 超的前 5 名



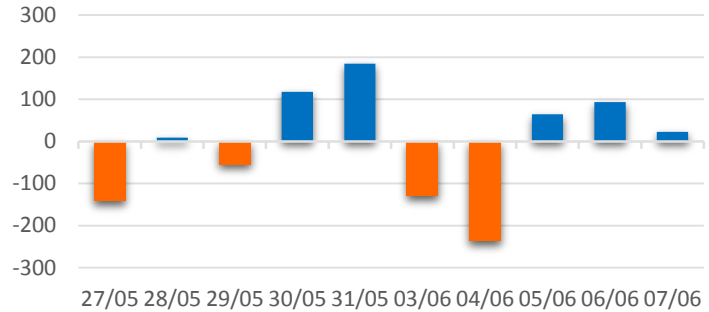
We Create Fortune

自營進出統計

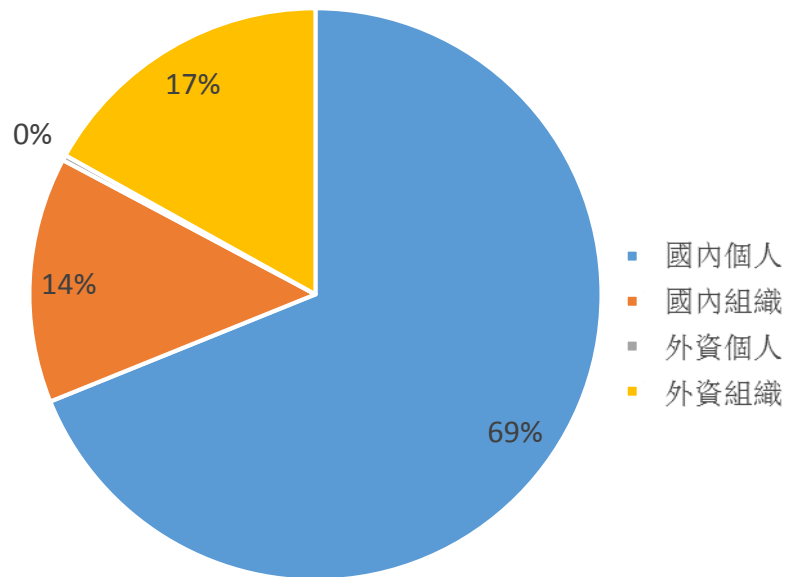
證券代碼	買超金額 (百萬盾)	證券代碼	賣超金額 (百萬盾)
SCR	112,000	E1VFN30	140,068
VIC	13,464	MSN	104,830
VHM	9,028	VHM	0
VIC	13,464	VIC	0
VNM	15,066	TCB	7,500

券商自營交易最大前名

券商自營交易每日買/賣超 (bil. VND)



越南證券市場投資人類別統計

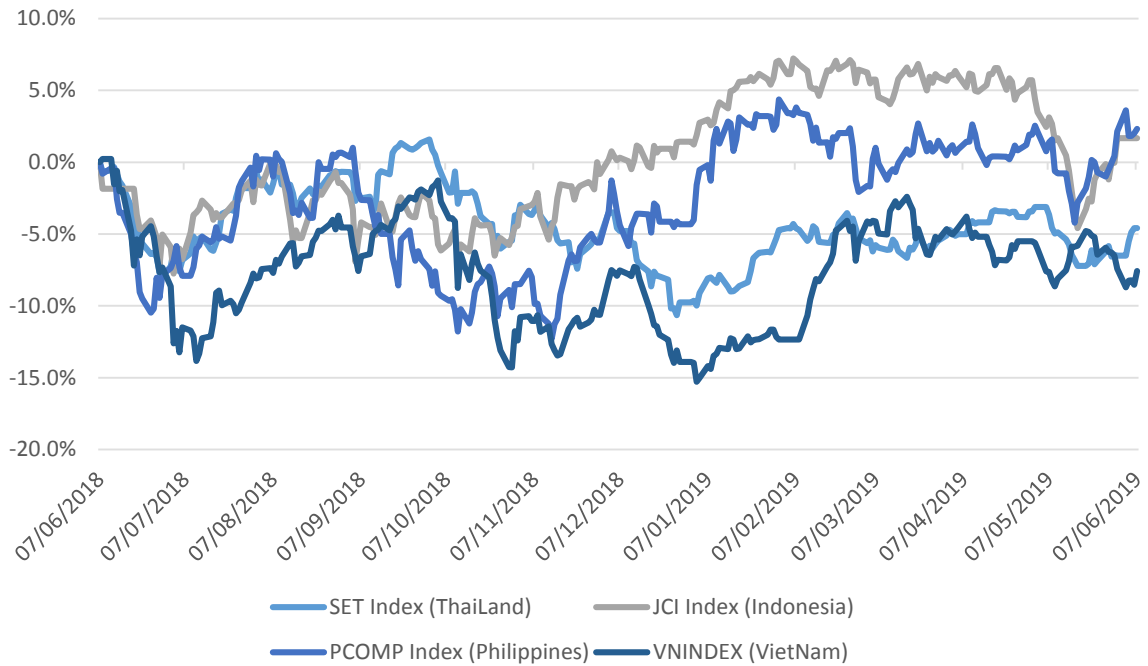


資料源: FiiPro – YSVN



We Create Fortune

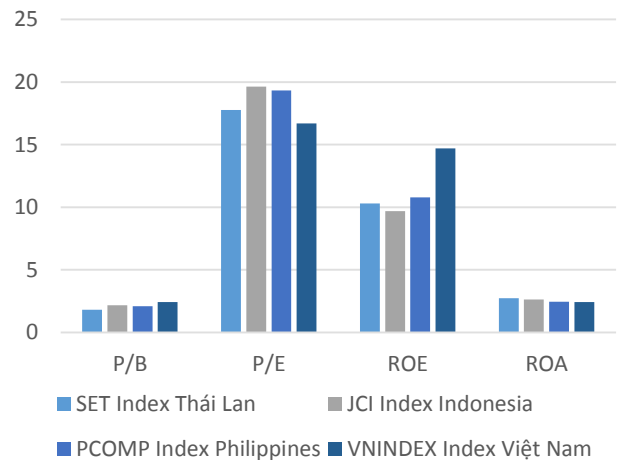
東南亞主要市場走勢比較



東南亞主要市場數據

		Thailand	Indonesia	Philippines	Vietnam
P/B		1.8x	2.2x	2.1x	2.4x
P/E		17.8x	19.6x	19.3x	16.7x
ROE	%	10.30	9.68	10.78	14.71
ROA	%	2.73	2.62	2.43	2.43
Vốn hóa	Tỷ USD	538.62	497.24	193.30	136.35
GTGD	Triệu USD	1.39	0.60	0.11	0.09
LS cổ tức	%	3.14	2.34	1.61	2.07

BloomBerg & YSVN





We Create **Fortune**

元大證券（越南）股份公司

個人客戶分析部

Nguyễn Thế Minh

研究分析經理

+84 28 3622 6868 ext 3826
minh.nguyen@yuantan.com.vn

Quách Đức Khánh

高級分析專員

+84 28 3622 6868 ext 3833
khanh.quach@yuantan.com.vn

Nguyễn Trịnh Ngọc Hồng

分析專員

+84 28 3622 6868 ext 3832
hong.nguyen@yuantan.com.vn

Phạm Tân Phát

高級分析專員

+84 28 3622 6868 ext 3830
phat.pham@yuantan.com.vn

個人客戶業務部

Nguyễn Thanh Tùng

總公司業務經理

+84 28 3622 6868 ext 3609
tung.nguyen@yuantan.com.vn

Chung Kim Hoa

華人客戶部經理

+84 28 3622 6868 ext 3828
hoa.chung@yuantan.com.vn

Phù Vĩnh Qué

堤岸分行經理

+84 28 3622 6868
que.phu@yuantan.com.vn

Nguyễn Việt Quang

河內分行經理

+84 28 3622 6868 ext 3404
quang.nguyen@yuantan.com.vn

Võ Thị Thu Thủy

平陽分行經理

+84 28 3622 6868 ext 3505
thuy.vo@yuantan.com.vn

Bùi Quốc Phong

同奈分行經理

+84 28 3622 6868
phong.bui@yuantan.com.vn

Nguyễn Đức Hoàn

河內南部營業中心經理

+84 28 3622 6868 ext 3409
hoan.nguyen@yuantan.com.vn



Appendix A: Important Disclosures

Analyst Certification

Each research analyst primarily responsible for the content of this research report, in whole or in part, certifies that with respect to each security or issuer that the analyst covered in this report: (1) all of the views expressed accurately reflect his or her personal views about those securities or issuers; and (2) no part of his or her compensation was, is, or will be, directly or indirectly, related to the specific recommendations or views expressed by that research analyst in the research report.

Ratings Definitions

BUY: We have a positive outlook on the stock based on our expected absolute or relative return over the investment period. Our thesis is based on our analysis of the company's outlook, financial performance, catalysts, valuation and risk profile. We recommend investors add to their position.

HOLD-Outperform: In our view, the stock's fundamentals are relatively more attractive than peers at the current price. Our thesis is based on our analysis of the company's outlook, financial performance, catalysts, valuation and risk profile.

HOLD-Underperform: In our view, the stock's fundamentals are relatively less attractive than peers at the current price. Our thesis is based on our analysis of the company's outlook, financial performance, catalysts, valuation and risk profile.

SELL: We have a negative outlook on the stock based on our expected absolute or relative return over the investment period. Our thesis is based on our analysis of the company's outlook, financial performance, catalysts, valuation and risk profile. We recommend investors reduce their position.

Under Review: We actively follow the company, although our estimates, rating and target price are under review.

Restricted: The rating and target price have been suspended temporarily to comply with applicable regulations and/or Yuanta policies.

Note: Yuanta research coverage with a Target Price is based on an investment period of 12 months. Greater China Discovery Series coverage does not have a formal 12 month Target Price and the recommendation is based on an investment period specified by the analyst in the report.

Global Disclaimer

© 2018 Yuanta. All rights reserved. The information in this report has been compiled from sources we believe to be reliable, but we do not hold ourselves responsible for its completeness or accuracy. It is not an offer to sell or solicitation of an offer to buy any securities. All opinions and estimates included in this report constitute our judgment as of this date and are subject to change without notice.

This report provides general information only. Neither the information nor any opinion expressed herein constitutes an offer or invitation to make an offer to buy or sell securities or other investments. This material is prepared for general circulation to clients and is not intended to provide tailored investment advice and does not take into account the individual financial situation and objectives of any specific person who may receive this report. Investors should seek financial advice regarding the appropriateness of investing in any securities, investments or investment strategies discussed or recommended in this report. The information contained in this report has been compiled from sources believed to be reliable but no representation or warranty, express or implied, is made as to its accuracy, completeness or correctness. This report is not (and should not be construed as) a solicitation to act as securities broker or dealer in any jurisdiction by any person or company that is not legally permitted to carry on such business in that jurisdiction.

Yuanta research is distributed in the United States only to Major U.S. Institutional Investors (as defined in Rule 15a-6 under the Securities Exchange Act of 1934, as amended and SEC staff interpretations thereof). All transactions by a US person in the securities mentioned in this report must be effected through a registered broker-dealer under Section 15 of the Securities Exchange Act of 1934, as amended. Yuanta research is distributed in Taiwan by Yuanta Securities Investment Consulting. Yuanta research is distributed in Hong Kong by Yuanta Securities (Hong Kong) Co. Limited, which is licensed in Hong Kong by the Securities and Futures Commission for regulated activities, including Type 4 regulated activity (advising on securities). In Hong Kong, this research report may not be redistributed, retransmitted or disclosed, in whole or in part or any form or manner, without the express written