

當日市場：外資增加大量買超

2019/6/12

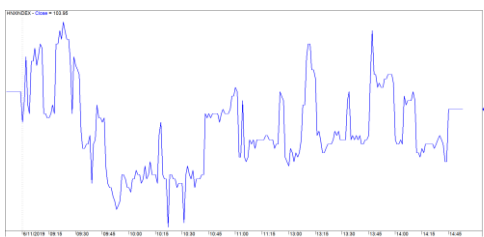
市場走勢 2019/06/11			
市場指數	VNI	HNI	UPCOM
收盤	962.07	103.95	55.13
%日	-0.09%	-0.04%	0.55%
%週	1.15%	0.86%	0.42%
%月	1.00%	-1.80%	-0.04%
%年	-7.41%	-12.24%	2.78%
成交值(十億盾)			
當日	3,122	255	308
日均量/週	3,007	257	268
日均量/月	3,781	378	314
外資進出			
買進	713.41	7.37	44.07
賣出	460.99	2.60	36.79
買賣超	252.43	4.77	7.28
市場漲跌家數			
上漲	143	61	194
下跌	153	62	98
持平	90	249	589
市場指標			
P/E	16.63	9.32	17.37
總市值 (兆盾)	3,258	188	967
股息殖利率	4.92%	3.37%	7.27%

資料源: Bloomberg – YSVN

VNINDEX



HNIINDEX



市場走勢

地區股市走勢持續積極，上海綜合指數漲幅超過 2%，而 Kospi，日經 225 和恆生指數也小幅上漲。

越南股市小幅波動，流動性較低。盤尾時，賣家占優勢，導致 VN-Index 收盤略微下跌至 962.07 點，HNX 指數也小幅下跌至 103.95 點，Upcom 指數上漲 0.55% 至 55.13 點。流動性急劇下降，僅約達 2.6 兆越盾。

漲跌家數平衡，但個股有所分歧，尤其是藍籌股。具體是 SAB，ROS，VNM，SBT，DPM 跌幅較大，其中 SBT (-5.9%)，SAB (-2.1%)，相反，VCB，MWG 略漲超過 1%。交易最活躍是銀行股 VCB (1%)，TPB (4.7%)。部分中型股漲幅比一般市場大，如：TPB (4.7%)，PTB (3%)，KSB (2.5%)，BIC (2.9%)，LDG (2.3%)，SAM (1.8%)。

外資在三大證交易所繼續買超近 2650 億越盾，主要購買 VRE (1230 億越盾)，E1VFN30 (1110 越盾)，同時拋售 VNM (410 億越盾)，VHM (170 越盾)。

短線市場觀點

我們預計 VN-index 可能會在 960-965 點的價格區間內繼續波動。同時，在下一交易日，賣壓將趨於增加隨著多支個股進入超買區時，積極點是，短期現金流有增加的跡象，但上漲趨勢尚不明確。中型股繼續吸引現金流。此外，股票比重繼續小幅增高，表明仍存在新支出的機會，但股票比例依然較低。

我們的趨勢指標仍維持兩大股指短期趨勢下跌，阻力線位於 VN-index 的 964.52 點和 HNX-Index 的 105.16 點。同時，VNMidcaps 的短期趨勢也從下跌轉為上漲，表明短期現金流主要集中在到中、小型股。因此，從謹慎角度來看，短線投資者可繼續觀市並在目前階段停止拋售。同時，新買位可能會集中到所建議股票比重的中、小型股。

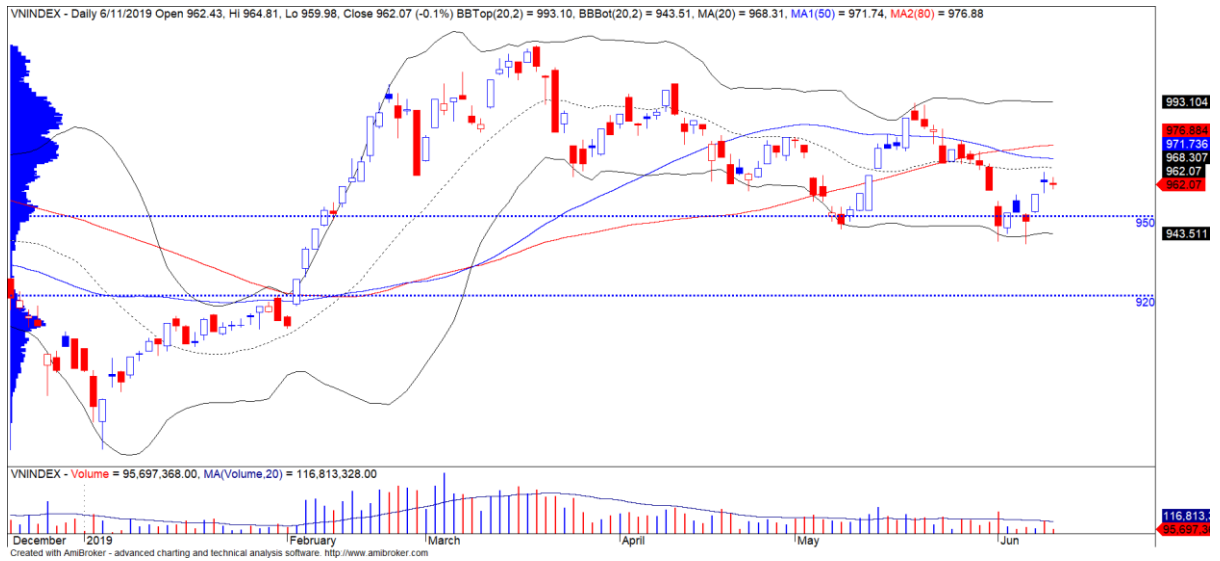
建議短線投資比重：33% 股票 / 67% 現金

(股票趨勢追蹤圖在下一頁內更新)



We Create Fortune

技術分析圖



指數技術分析圖 VN-Index



指數技術分析圖 HNX-Index

指數	短期趨勢	中期趨勢	阻力區 1	阻力區 2	支撐區 1	支撐區 2
VN-Index	下跌	上漲	1,000	1,025	965	953
HNX-Index	下跌	下跌	108	110	105	101
VN30	下跌	上漲	895	935	877	863
VNMidcaps	上漲	上漲	992	1,030	969	963
VNSmallcaps	上漲	上漲	835	845	822	804

We Create Fortune

股票趨勢追蹤表

股票	價格	短期趨勢	中期趨勢	短期買進價格	短期止損	暫計短期利潤%	短期訊號	中期買進價格	中期止損	暫計中期獲利%	中期訊號
AAA	17,800	下跌	上漲		18,216			16,850	16,230	5.64%	
ACB	28,600	下跌	下跌		29,585				31,844		
ACV	80,500	下跌	上漲		81,821			90,000	79,578	-10.56%	
ANV	27,200	下跌	上漲		30,064			30,000	27,127	-9.33%	
ASM	7,110	下跌	下跌		7,339				8,419		
BFC	20,250	下跌	下跌		21,241				23,675		
BID	31,900	下跌	上漲		32,443			33,400	31,227	-4.49%	
BMP	44,000	上漲	下跌	44,500	42,236	-1.12%			48,516		
BSR	13,100	下跌	下跌		13,797				14,995		
BVH	79,800	上漲	下跌	79,000	76,127	1.01%			85,113		
BWE	26,500	上漲	上漲	25,850	25,127	2.51%		20,000	24,073	32.50%	
CEO	11,400	下跌	下跌		11,696				13,106		
CII	23,000	下跌	下跌		23,393				25,256		
CMX	22,100	下跌	上漲		24,522			5,910	21,617	273.94%	
CSM	15,500	上漲	上漲	15,250	14,746	1.64%		14,390	14,225	7.71%	
CTD	106,100	下跌	下跌		111,046				126,026		
CTG	20,500	下跌	上漲		20,823			22,700	19,639	-9.69%	
CTI	23,600	上漲	下跌	23,800	22,663	-0.84%			25,172		
CTR	27,700	下跌	N/A		28,535				4,134		
CVT	18,700	下跌	下跌		19,318				21,875		
DCM	8,290	下跌	下跌		8,528				9,161		
DGC	29,000	下跌	下跌		31,114				35,013		
DGW	21,900	下跌	下跌		22,434				24,255		
DHA	35,500	上漲	上漲	32,250	33,508	10.08%		29,100	32,885	21.99%	
DHC	43,000	上漲	上漲	40,900	40,036	5.13%		35,200	35,701	22.16%	
DHG	113,900	上漲	上漲	115,900	111,777	-1.73%		93,000	109,338	22.47%	
DIG	13,800	下跌	下跌		14,499				15,650		
DPG	39,500	下跌	上漲		40,482			40,018	34,775	-1.29%	
DPM	17,800	上漲	下跌	18,150	17,731	-1.93%			19,712		
DPR	45,000	上漲	上漲	43,400	41,556	3.69%		42,500	38,294	5.88%	
DQC	18,500	下跌	下跌		19,539				22,049		
DRC	19,650	下跌	下跌		20,469				22,990		

We Create Fortune

DXG	18,600	下跌	下跌		18,864			21,621		
EIB	18,350	上漲	上漲	17,800	17,455	3.09%		14,700	16,352	24.83%
FCN	14,400	下跌	上漲		14,704			16,050	13,649	-10.28%
FMC	28,500	上漲	下跌	28,950	27,778	-1.55%			30,886	
FPT	45,200	上漲	上漲	45,200	43,709	0.00%		46,000	42,214	-1.74%
GAS	104,000	下跌	上漲		105,433			101,000	101,898	2.97%
GEX	22,550	上漲	上漲	22,900	21,903	-1.53%		24,700	21,615	-8.70%
GIL	32,100	下跌	下跌		32,780				36,813	
GMD	26,150	下跌	下跌		26,879				27,993	
GTN	18,450	下跌	上漲		20,332			15,000	16,369	23.00%
GVR	13,000	上漲	下跌	13,500	11,951	-3.70%			N/A	
HAG	4,990	下跌	下跌		5,120				5,814	
HAX	13,800	下跌	下跌		14,320				15,510	
HBC	16,100	下跌	下跌		16,859				18,315	
HCM	23,550	下跌	下跌		24,414				27,107	
HDB	26,750	上漲	下跌	27,600	25,944	-3.08%			29,637	
HDC	15,250	上漲	上漲	15,250	14,306	0.00%		15,250	14,400	0.00%
HDG	32,700	上漲	下跌	32,700	32,127	0.00%	買進		43,194	
HNG	15,300	下跌	下跌		15,569				16,554	
HPG	23,000	下跌	下跌		24,225			26,098	23,082	-11.56%
HSG	7,860	下跌	上漲		8,080			9,300	7,015	-15.48%
HT1	15,950	下跌	上漲		16,718			14,800	15,465	7.77%
HUT	2,900	下跌	下跌		3,047				3,640	
HVN	43,300	下跌	上漲		43,597			39,000	38,265	11.03%
KBC	14,700	上漲	下跌	14,300	14,089	2.80%			15,013	
KDH	23,750	上漲	下跌	30,900	22,963	-23.14%			32,661	
KSB	22,200	下跌	下跌		22,402				26,296	
LCG	9,700	下跌	下跌		10,292				11,817	
LDG	9,000	下跌	下跌		9,170				10,794	
LHG	19,300	下跌	上漲		19,948			19,300	17,020	0.00%
LPB	7,900	下跌	下跌		8,186				8,909	
LSS	5,400	下跌	下跌		5,629				5,906	
MBB	20,700	下跌	上漲		20,956			21,850	20,106	-5.26%
MPC	35,100	下跌	下跌		37,908				47,772	
MSN	86,000	下跌	上漲		88,270			89,000	80,742	-3.37%
MSR	19,600	下跌	下跌	20,300	19,640	-3.25%	賣出		20,715	

We Create Fortune

MWG	89,600	上漲	上漲	88,300	86,166	1.47%		88,700	80,841	1.01%	
NDN	15,000	上漲	上漲	14,100	14,190	6.38%		13,700	12,682	9.49%	
NKG	6,270	下跌	下跌		6,451				7,401		
NLG	29,250	上漲	上漲	29,700	28,321	-1.52%		28,700	28,115	1.92%	
NT2	27,100	下跌	下跌		27,872				29,219		
NTL	22,450	上漲	上漲	22,950	21,392	-2.18%		10,450	21,175	114.83%	
NVL	60,500	上漲	下跌	58,100	58,693	4.13%			62,332		
OIL	12,600	下跌	下跌		13,132				14,359		
PAC	36,950	上漲	下跌	38,000	36,036	-2.76%			39,387		
PC1	23,000	下跌	下跌		24,094				25,195		
PDR	25,200	上漲	上漲	24,100	24,178	4.56%		29,000	22,587	-13.10%	
PHR	56,900	下跌	上漲		59,085			24,000	50,969	137.08%	
PLX	62,400	下跌	上漲		64,103			62,400	58,426	0.00%	
PNJ	78,900	下跌	上漲		79,421			104,000	72,834	-24.13%	
POW	15,850	上漲	上漲	15,200	15,513	4.28%		15,700	13,783	0.96%	
PVT	16,550	下跌	下跌		17,034				17,615		
PPC	27,500	下跌	上漲		27,691			19,700	24,232	39.59%	
PTB	68,600	上漲	上漲	66,600	63,105	3.00%		64,000	59,893	7.19%	
PVB	18,800	下跌	上漲		19,413			20,100	16,786	-6.47%	
PVD	18,750	下跌	上漲		19,473			18,500	17,783	1.35%	
PVI	35,800	下跌	下跌		37,904			33,000	35,916	8.84%	賣出
PVS	22,700	下跌	上漲		22,987			21,100	21,468	7.58%	
PXS	4,900	下跌	上漲		5,036			4,850	4,262	1.03%	
QNS	31,000	下跌	下跌		32,156				34,373		
REE	32,700	下跌	上漲		32,776			33,325	31,114	-1.88%	
SAB	276,000	上漲	上漲	253,000	263,945	9.09%		245,000	239,225	12.65%	
SAM	7,980	上漲	上漲	7,580	7,606	5.28%		7,400	7,073	7.84%	
SCR	7,490	上漲	下跌	7,500	7,235	-0.13%			7,611		
SHI	8,370	上漲	上漲	8,140	7,800	2.83%		6,990	6,728	19.74%	
SJS	18,000	上漲	下跌	18,300	16,869	-1.64%			19,930		
SKG	14,550	上漲	下跌	13,950	13,636	4.30%			14,892		
SSI	25,200	下跌	下跌		25,496				27,560		
STB	11,700	下跌	上漲		12,018			13,000	11,486	-10.00%	
TCB	21,500	下跌	下跌		22,261				N/A		
TCM	27,450	下跌	下跌		28,220				31,609		
TDH	12,650	上漲	上漲	11,700	11,698	8.12%		11,650	10,730	8.58%	

We Create Fortune

TLH	5,000	下跌	上漲		5,128			5,390	4,797	-7.24%	
TNG	22,700	下跌	上漲		23,737			12,000	19,605	89.17%	
VCB	67,400	下跌	上漲		68,529			62,000	62,992	8.71%	
VCG	26,400	下跌	上漲		27,102			19,200	23,906	37.50%	
VCS	63,100	上漲	下跌	63,100	63,067	0.00%	買進		69,165		
VGC	20,500	下跌	下跌		20,742				21,647		
VGT	11,200	上漲	下跌	12,000	10,694	-6.67%			13,091		
VHC	87,500	下跌	下跌		92,663				98,373		
VHM	81,900	下跌	下跌		83,042				92,698		
VIB	16,600	下跌	下跌		17,488			19,700	16,801	-14.71%	
VIC	117,000	上漲	上漲	113,000	114,447	3.54%		112,000	108,251	4.46%	
VIP	5,630	下跌	下跌		5,848				6,251		
VJC	124,000	上漲	上漲	114,400	120,771	8.39%		124,500	113,051	-0.40%	
VND	15,950	下跌	下跌		16,373				17,817		
VNG	20,750	上漲	下跌	20,600	19,529	0.73%			22,478		
VNM	125,500	下跌	下跌		131,086				137,861		
VPB	18,150	下跌	下跌		18,473				20,574		
VPI	42,200	上漲	下跌	41,750	40,914	1.08%			43,124		
VRC	16,500	下跌	下跌		17,117				18,617		
VRE	35,200	下跌	上漲		35,633			35,000	31,101	0.57%	
VSC	33,000	下跌	下跌		33,397				35,256		

LARGECAPS 大型股票趨勢追蹤表

股票	價格	短期趨勢	中期趨勢	短期買進價格	短期止損	暫計短期利潤%	短期訊號	中期買進價格	中期止損	暫計中期獲利%	中期訊號
ACB	28,600	下跌	下跌		29,585				31,844		
BID	31,900	下跌	上漲		32,443			33,400	31,227	-4.49%	
BSR	13,100	下跌	下跌		13,797				14,995		
BVH	79,800	上漲	下跌	79,000	76,127	1.01%			85,113		
CTG	20,500	下跌	上漲		20,823			22,700	19,639	-9.69%	
EIB	18,350	上漲	上漲	17,800	17,455	3.09%		14,700	16,352	24.83%	
FPT	45,200	上漲	上漲	45,200	43,709	0.00%		40,997	42,214	10.25%	
GAS	104,000	下跌	上漲		105,433			99,026	101,898	5.02%	
HDB	26,750	上漲	下跌	27,600	25,944	-3.08%			29,637		
HNG	15,300	下跌	下跌		15,569				16,554		
HPG	23,000	下跌	下跌		24,225			26,098	23,082	-11.56%	賣出

We Create Fortune

HVN	43,300	下跌	上漲		43,597			39,000	38,265	11.03%	
KDH	23,750	上漲	下跌	30,900	22,963	-23.14%			32,661		
MBB	20,700	下跌	上漲		20,956			21,271	20,106	-2.69%	
MSN	86,000	下跌	上漲		88,270			89,000	80,742	-3.37%	
MWG	89,600	上漲	上漲	88,300	86,166	1.47%		88,700	80,841	1.01%	
NVL	60,500	上漲	下跌	58,100	58,693	4.13%			62,332		
OIL	12,600	下跌	下跌		13,132				14,359		
PLX	62,400	下跌	N/A		64,103			62,400	58,426	0.00%	
PNJ	78,900	下跌	上漲		79,421			77,881	72,834	1.31%	
POW	15,850	上漲	上漲	15,200	15,513	4.28%		15,700	13,783	0.96%	
PVS	22,700	下跌	上漲		22,987			21,100	21,468	7.58%	
QNS	31,000	下跌	下跌		32,156				34,373		
REE	32,700	下跌	上漲		32,776			33,325	31,114	-1.88%	
ROS	30,650	下跌	上漲		31,694			34,800	27,327	-11.93%	
SSI	25,200	下跌	下跌		25,496				27,560		
STB	11,700	下跌	上漲		12,018			13,000	11,486	-10.00%	
TCB	21,500	下跌	下跌		22,261				25,293		
TPB	25,500	上漲	下跌	22,500	23,500	13.33%			N/A		
VCB	67,400	下跌	上漲		68,529			62,000	62,992	8.71%	
VCG	26,400	下跌	上漲		27,102			18,441	23,906	43.16%	
VEA	55,500	上漲	下跌	50,000	50,635	11.00%			N/A		
VGI	27,900	下跌	下跌		29,042				N/A		
VHM	81,900	下跌	下跌		83,042				92,698		
VIB	16,600	下跌	下跌		17,488			19,036	16,801	-11.74%	
VIC	117,000	上漲	上漲	113,000	114,447	3.54%		112,000	108,251	4.46%	
VJC	124,000	上漲	上漲	114,400	120,771	8.39%		124,500	113,051	-0.40%	
VNM	125,500	下跌	下跌		131,086				137,861		
VPB	18,150	下跌	下跌		18,473				20,574		
VRE	35,200	下跌	上漲		35,633			33,996	31,101	3.54%	

MIDCAPS 中型股票趨勢追蹤表

股票	價格	短期趨勢	中期趨勢	短期買進價格	短期止損	暫計短期利潤%	短期訊號	中期買進價格	中期止損	暫計中期獲利%	中期訊號
AAA	17,800	下跌	上漲		18,216			16,850	16,230	5.64%	
ANV	27,200	下跌	上漲		30,064			30,000	27,127	-9.33%	
ASM	7,110	下跌	下跌		7,339				8,419		
BMP	44,000	上漲	下跌	44,500	42,236	-1.12%			48,516		

We Create Fortune

BWE	26,500	上漲	上漲	25,850	25,127	2.51%		19,440	24,073	36.32%	
C4G	9,000	下跌	#N/A		9,738				#N/A		
CEO	11,400	下跌	下跌		11,696				13,106		
CII	23,000	下跌	下跌		23,393				25,256		
CRE	25,000	下跌	#N/A		25,084				#N/A		
CTI	23,600	上漲	下跌	23,800	22,663	-0.84%			25,172		
CTR	27,700	下跌	#N/A		28,535				#N/A		
DCM	8,290	下跌	下跌		8,528				9,161		
DHC	43,000	上漲	上漲	40,900	40,036	5.13%		35,200	35,701	22.16%	
DIG	13,800	下跌	下跌		14,499				15,650		
DPM	17,800	上漲	下跌	18,150	17,731	-1.93%			19,712		
DRC	19,650	下跌	下跌		20,469				22,990		
DXG	18,600	下跌	下跌		18,864				21,621		
E1VFN30	14,490	下跌	下跌		14,678				15,587		
FCN	14,400	下跌	上漲		14,704			16,050	13,649	-10.28%	
FLC	4,320	下跌	下跌		4,523				5,024		
FTM	23,800	下跌	上漲		24,581			16,250	21,483	46.46%	
GEG	21,400	下跌	上漲		22,352			12,900	20,497	65.89%	
GEX	22,550	上漲	上漲	22,900	21,903	-1.53%		24,700	21,615	-8.70%	
GMD	26,150	下跌	下跌		26,879				27,993		
GTN	18,450	下跌	上漲		20,332			15,000	16,369	23.00%	
GVR	13,000	上漲	#N/A	13,500	11,951	-3.70%			#N/A		
HAG	4,990	下跌	下跌		5,120				5,814		
HBC	16,100	下跌	下跌		16,859				18,315		
HCM	23,550	下跌	下跌		24,414				27,107		
HDG	32,700	上漲	下跌	32,700	32,127	0.00%	買進		43,194		
HPX	26,750	上漲	#N/A	26,800	26,008	-0.19%			#N/A		
HSG	7,860	下跌	上漲		8,080			8,452	7,015	-7.01%	
HT1	15,950	下跌	上漲		16,718			14,800	15,465	7.77%	
IBC	22,200	上漲	上漲	20,900	20,314	6.22%		24,900	19,303	-10.84%	
IDI	7,690	下跌	上漲		8,103			9,150	7,253	-15.96%	
IJC	10,350	下跌	下跌		10,768				11,501		
ITA	3,100	下跌	上漲		3,304			3,200	2,749	-3.13%	
KBC	14,700	上漲	下跌	14,300	14,089	2.80%			15,013		
KSB	22,200	下跌	下跌		22,402				26,296		
LDG	9,000	下跌	下跌		9,170				10,794		
LPB	7,900	下跌	下跌		8,186				8,909		
MBS	15,800	上漲	#N/A	15,800	15,400	0.00%		16,000	#N/A	#N/A	

We Create Fortune

MPC	35,100	下跌	下跌		37,908			47,772			
NBB	21,700	上漲	上漲	19,300	20,952	12.44%		21,500	18,704	0.93%	
NKG	6,270	下跌	下跌		6,451			7,401			
NLG	29,250	上漲	上漲	29,700	28,321	-1.52%		28,700	28,115	1.92%	
NT2	27,100	下跌	下跌		27,872			29,219			
NTC	#####	上漲	#N/A	112,000	137,289	33.93%		120,000	#N/A	#N/A	
NTL	22,450	上漲	上漲	22,950	21,392	-2.18%		9,331	21,175	140.59%	
NVB	8,200	下跌	下跌		8,436			9,493			
OGC	4,020	下跌	下跌		4,475			4,794			
PC1	23,000	下跌	下跌		24,094			25,195			
PDR	25,200	上漲	上漲	24,100	24,178	4.56%		23,595	22,587	6.80%	
PHR	56,900	下跌	上漲		59,085			22,864	50,969	148.86%	
PPC	27,500	下跌	上漲		27,691			17,422	24,232	57.85%	
PTB	68,600	上漲	上漲	66,600	63,105	3.00%		60,780	59,893	12.87%	
PVD	18,750	下跌	上漲		19,473			18,500	17,783	1.35%	
PVI	35,800	下跌	下跌		37,904			31,325	35,916	14.66%	賣出
PVT	16,550	下跌	下跌		17,034			17,615			
QCG	4,990	下跌	上漲		5,192			5,910	4,638	-15.57%	
SAM	7,980	上漲	上漲	7,600	7,606	5.00%		7,400	7,073	7.84%	
SBT	16,700	下跌	下跌	18,300	17,654	-3.53%	賣出		19,311		
SCR	7,490	上漲	下跌	7,500	7,235	-0.13%			7,611		
SHB	7,000	下跌	下跌		7,320			7,880			
SHS	11,900	上漲	上漲	11,900	11,211	0.00%		12,100	10,571	-1.65%	
SJS	18,000	上漲	下跌	18,300	16,869	-1.64%			19,930		
STK	25,000	下跌	上漲		25,394			17,000	21,313	47.06%	
SZC	20,800	上漲	#N/A	16,750	19,209	24.18%			#N/A		
TCH	21,700	上漲	上漲	21,700	21,413	0.00%	買進	21,000	20,591	3.33%	
TCM	27,450	下跌	下跌		28,220			31,609			
TNG	22,700	下跌	上漲		23,737			12,000	19,605	89.17%	
TTB	23,100	下跌	上漲		24,347			23,700	22,218	-2.53%	
VCI	32,500	上漲	下跌	32,100	29,961	1.25%			36,212		
VGT	11,200	上漲	#N/A	12,000	10,694	-6.67%			#N/A		
VHC	87,500	下跌	下跌		92,663			98,373			
VND	15,950	下跌	下跌		16,373			17,817			
VNG	20,750	上漲	下跌	20,600	19,529	0.73%			22,478		
VPI	42,200	上漲	下跌	41,750	40,914	1.08%			42,859		

We Create Fortune

SMALLCAPS 小型股票趨勢追蹤表

股票	價格	短期趨勢	中期趨勢	短期買進價格	短期止損	暫計短期利潤%	短期訊號	中期買進價格	中期止損	暫計中期獲利%	中期訊號
AAV	10,100	下跌	#N/A		10,427			16,850	#N/A	#N/A	
AGR	3,640	下跌	上漲		3,743			3,990	3,542	-8.77%	
AMD	1,660	下跌	下跌		1,753				2,174		
APG	8,100	下跌	下跌		8,107				9,066		
ART	2,500	下跌	下跌		2,804				3,493		
BCC	8,300	下跌	上漲		8,435			7,700	7,657	7.79%	
BCG	5,790	下跌	上漲		6,008			6,390	5,406	-9.39%	
C69	10,700	上漲	上漲	8,800	10,112	21.59%		5,300	8,706	101.89%	
CCL	4,810	上漲	上漲	3,550	4,186	35.49%		3,460	3,627	39.02%	
CRC	14,800	下跌	下跌		16,111				19,005		
CVT	18,700	下跌	下跌		19,318				21,875		
DAG	6,590	下跌	下跌		6,710				7,406		
DAH	8,400	下跌	上漲		8,609			4,664	7,386	80.10%	
DGW	21,900	下跌	下跌		22,434				24,255		
DLG	1,350	下跌	下跌		1,434				1,709		
DRH	5,990	下跌	下跌		6,564				8,288		
DTD	13,700	下跌	上漲		14,188			12,900	11,089	6.20%	
EVG	2,780	下跌	下跌		2,876				3,023		
FIT	3,100	下跌	上漲		3,294			3,640	2,853	-14.84%	
GKM	15,200	下跌	上漲		15,566			11,425	14,952	33.05%	
HAH	12,400	上漲	下跌	13,800	12,031	-10.14%			12,668		
HAI	1,600	下跌	下跌		1,693				1,991		
HAP	3,550	下跌	上漲		3,730			3,670	3,246	-3.27%	
HAR	4,160	上漲	上漲	3,250	3,919	28.00%		3,710	3,262	12.13%	
HCD	3,830	下跌	下跌		4,076				4,858		
HDA	9,900	下跌	下跌		10,462			10,400	10,481	0.77%	賣出
HDC	15,250	上漲	上漲	15,250	14,306	0.00%		15,250	14,400	0.00%	買進
HHP	17,300	下跌	#N/A		18,146				#N/A		
HHS	3,550	下跌	下跌		3,668				3,973		
HII	12,750	上漲	下跌	13,450	12,634	-5.20%			14,744		
HQC	1,430	上漲	下跌	1,430	1,409	0.00%	買進		1,536		
HSL	10,500	上漲	下跌	9,600	9,912	9.38%			11,235		
HUT	2,900	下跌	下跌		3,047				3,640		
HVG	3,490	下跌	下跌		3,879				5,713		

We Create Fortune

HVH	25,100	下跌	#N/A		26,080				#N/A	
JVC	3,060	下跌	上漲		3,194			3,280	2,981	-6.71%
KLF	1,500	下跌	下跌		1,712				1,937	
KMR	3,100	上漲	上漲	3,450	3,055	-10.14%		3,680	2,649	-15.76%
LCG	9,700	下跌	下跌		10,292				11,817	
LGL	10,400	上漲	上漲	10,400	10,057	0.00%	買進	7,113	8,529	46.21%
LHG	19,300	下跌	上漲		19,948			19,300	17,020	0.00%
LMH	16,600	上漲	#N/A	15,550	14,108	6.75%			#N/A	
MST	3,000	下跌	下跌		3,813				4,774	
NDN	15,000	上漲	上漲	14,100	14,190	6.38%		13,104	12,682	14.47%
PHC	12,800	下跌	上漲		13,483			14,450	12,650	-11.42%
PVB	18,800	下跌	上漲		19,413			20,100	16,786	-6.47%
PVC	7,000	下跌	上漲		7,387			7,100	6,199	-1.41%
PXL	6,300	下跌	下跌		6,841				7,604	
PXS	4,900	下跌	上漲		5,036			4,850	4,262	1.03%
QBS	3,100	下跌	下跌		3,330				3,619	
SFG	17,900	上漲	上漲	17,600	16,484	1.70%		11,494	14,905	55.73%
SHI	8,370	上漲	上漲	8,800	7,800	-4.89%		6,233	6,728	34.29%
SJF	3,000	下跌	下跌		3,354				4,781	
SKG	14,550	上漲	下跌	13,950	13,636	4.30%			14,892	
TDH	12,650	上漲	上漲	11,700	11,698	8.12%		11,650	10,730	8.58%
TIG	3,500	下跌	上漲		3,935			3,200	3,029	9.38%
TLD	5,600	下跌	下跌		6,106				6,758	
TLH	5,000	下跌	上漲		5,128			5,850	4,797	-14.53%
TNI	12,150	上漲	上漲	11,350	11,145	7.05%			12,010	
TTF	3,100	下跌	上漲		3,415			3,990	3,028	-22.31%
TTH	4,300	下跌	上漲		4,612			5,273	4,217	-18.45%
TVB	17,000	下跌	下跌		17,914				20,422	
TVC	12,200	下跌	下跌		13,071			9,400	12,451	32.46%
VC3	23,400	上漲	上漲	23,100	22,538	1.30%		22,000	21,070	6.36%
VCR	23,800	上漲	上漲	13,300	19,886	78.95%		3,900	17,322	510.26%
VNE	4,140	下跌	上漲		4,273			4,650	3,958	-10.97%
VPG	20,300	上漲	上漲	20,400	18,270	-0.49%		20,456	18,842	-0.76%
VRC	16,500	下跌	下跌		17,117				18,617	
YBM	10,600	下跌	下跌		10,965				13,059	

We Create Fortune

胡志明市交易所 (HSX)

	收盤	漲跌%
VNI	962.07	-0.09%
VN30	870.91	-0.18%
VN Mid	973.8	0.60%
VN Small	816.8	-0.18%

河內交易所 (HSX)

	收盤	漲跌%
HNI	103.95	-0.04%
HN30	190.42	-0.19%
VNX AllSh	850.02	-0.10%

UPCOM 市場 (UPCoM)

	收盤	漲跌%
UPCoM	55.13	0.55%

外資交易	成交值(十億盾)	
買進	713.41	
賣出	460.99	
買超/賣超	252.43	

外資交易	成交值(十億盾)	
買進	7.37	
賣出	2.60	
買超/賣超	4.77	

外資交易	成交值(十億盾)	
買進	44.07	
賣出	36.79	
買超/賣超	7.28	

上漲排名/股碼	漲跌(VND)	漲跌%
TRC	1400	5.19%
TPB	1150	4.72%
CMG	1650	4.56%
HDG	1380	4.41%
DHC	1400	3.37%

上漲排名/股碼	漲跌(VND)	漲跌%
VCR	2100	9.68%
HUT	100	3.57%
VCS	1100	1.77%
SHS	100	0.85%
NDN	100	0.67%

上漲排名/股碼	漲跌(VND)	漲跌%
SNZ	2700	12.11%
BCM	2600	11.02%
IDC	1400	7.29%
VEA	2600	4.91%
MH3	1200	2.74%

下跌排名/股碼	漲跌(VND)	漲跌%
SBT	-1050	-5.92%
TIP	-1600	-5.73%
D2D	-6000	-4.32%
SRC	-1000	-3.66%
SZL	-1500	-3.13%

下跌排名/股碼	漲跌(VND)	漲跌%
DGC	-900	-3.01%
L14	-900	-1.88%
DBC	-300	-1.24%
NVB	-100	-1.20%
TNG	-200	-0.87%

下跌排名/股碼	漲跌(VND)	漲跌%
EVS	-1100	-9.57%
MSR	-800	-3.92%
MPC	-900	-2.50%
VIB	-300	-1.78%
GVR	-200	-1.52%

*備註：市值>5,000 億盾；成交值>15 億盾

市值排名/股碼	十億盾	
VIC	403,360	
VHM	274,660	
VCB	247,382	
VNM	220,983	
GAS	198,094	

市值排名/股碼	十億盾	
ACB	35,669	
VCG	11,661	
PVS	10,850	
VCS	9,722	
SHB	8,422	

市值排名/股碼	十億盾	
ACV	175,122	
VGI	85,373	
VEA	70,341	
MCH	60,396	
GVR	52,620	

交易量排名/股碼	成交值	30 日均
ROS	8,561,560	9,869,506
E1VFN30	8,257,800	3,139,085
HPG	6,041,100	4,310,282
SBT	6,008,080	2,771,722
VRE	5,774,640	4,170,248

交易量排名/股碼	成交值	30 日均
SHB	3,264,461	4,062,928
HUT	2,526,109	1,442,808
PVS	1,999,217	3,670,686
PVX	1,947,613	767,685
MPT	1,779,892	888,374

交易量排名/股碼	成交值	30 日均
TVP	2,410,404	110,453
GVR	1,086,110	664,854
VEA	899,129	444,026
VIB	734,783	495,084
BSR	721,584	1,798,388

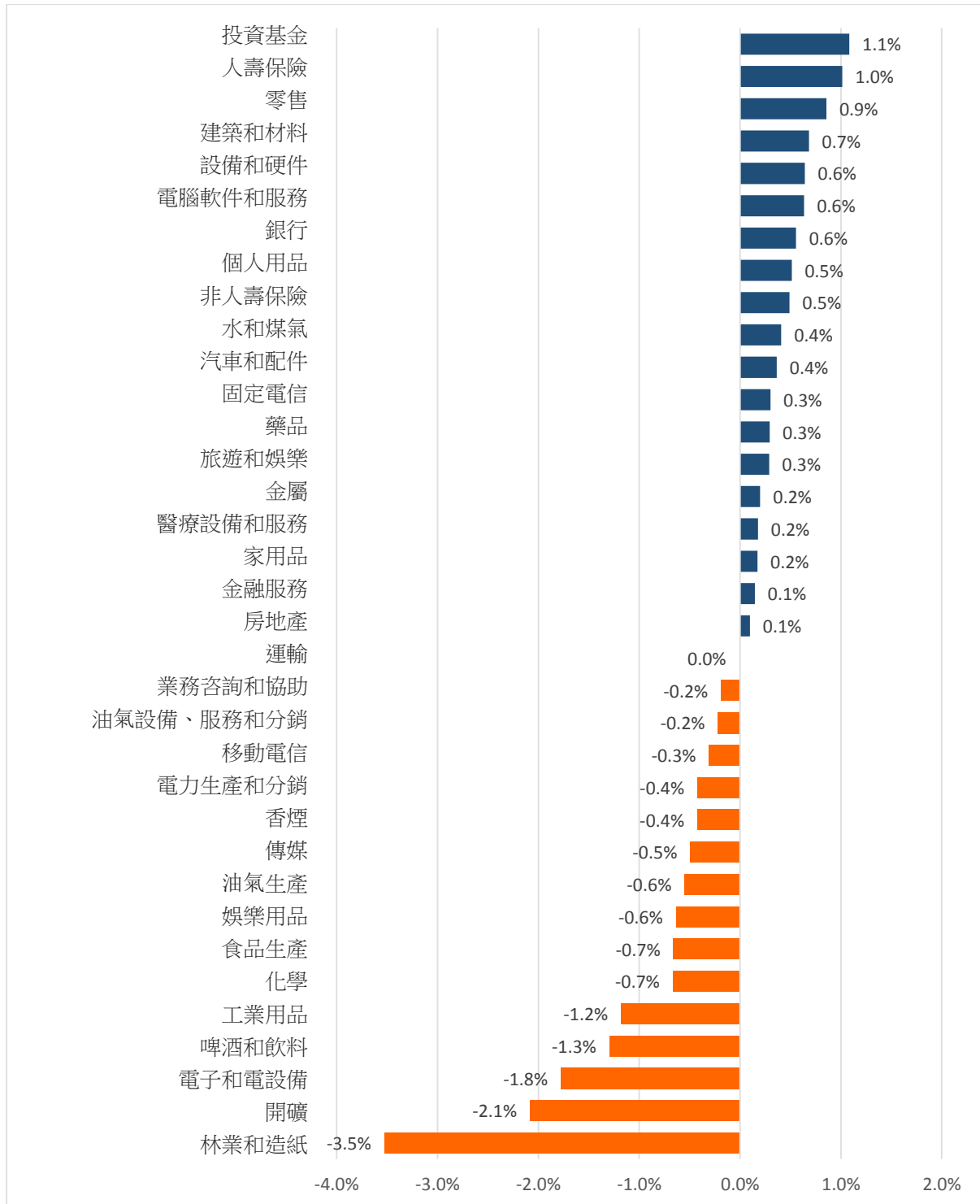
資料源: Bloomberg & Yuanta Research

資料源: Bloomberg & Yuanta Research

資料源: Bloomberg & Yuanta Research

We Create Fortune

各行業板塊的交易走勢



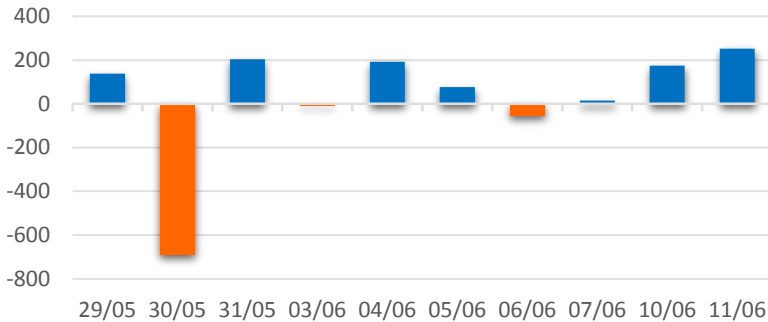
資料源: FiinPro – YSVN



We Create Fortune

外資買進賣統計

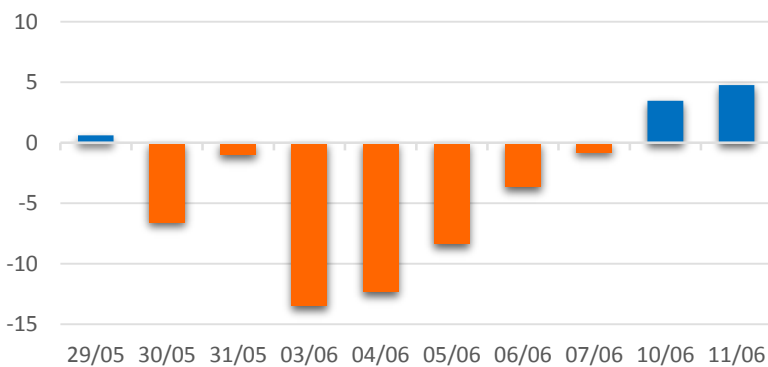
HSX 外資每日買/賣超



證券代碼	買超金額 (百萬盾)	證券代碼	賣超金額 (百萬盾)
VRE	123,785	VNM	41,002
E1VFN30	118,211	VHM	17,692
BVH	20,264	HPG	13,313
PTB	12,405	HDB	10,366
CRE	12,314	TRA	10,026

HSX 外資買/賣 超的前 5 名

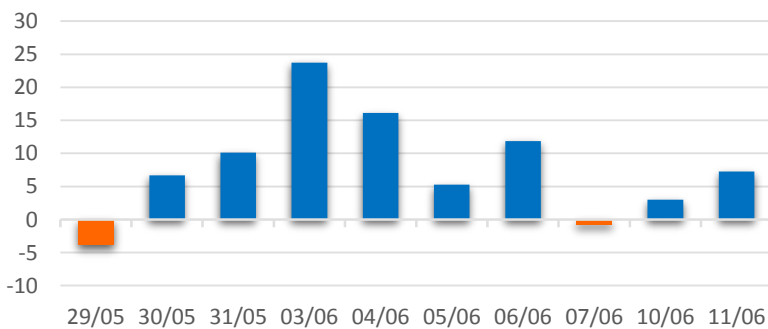
HNX 外資每日買/賣超



證券代碼	買超金額 (百萬盾)	證券代碼	賣超金額 (百萬盾)
SHS	4,014	CSC	1,020
SHB	1,682	DBC	862
MKV	300	AMV	68
PLC	132	VGS	46
LHC	123	VCG	36

HNX 外資買/賣 超的前 5 名

UPCOM 外資每日買/賣超



證券代碼	買超金額 (百萬盾)	證券代碼	賣超金額 (百萬盾)
VEA	7,246	BSR	3,531
QNS	1,308	ACV	781
GEG	1,112	VTP	550
NTC	750	CMT	210
GVR	650	MPC	25

UPCOM 外資買/賣 超的前 5 名



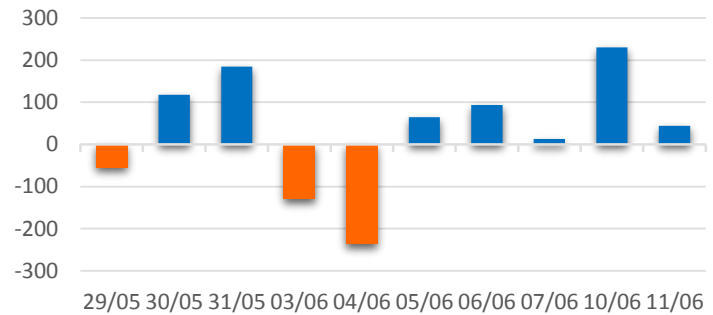
We Create **Fortune**

自營進出統計

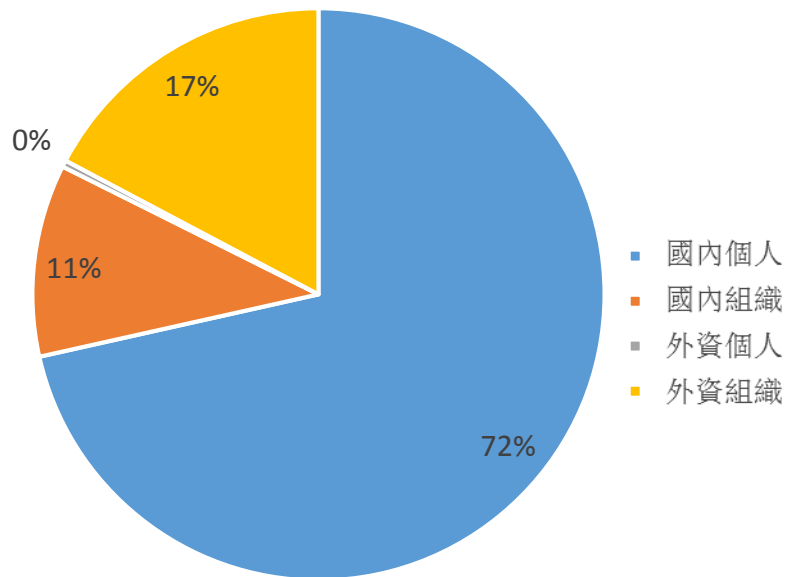
證券代碼	買超金額 (百萬盾)	證券代碼	賣超金額 (百萬盾)
VIC	11,163	E1VFN30	119,693
VHM	5,737	VHM	4
VIC	11,163	VIC	0
VHM	5,737	VHM	4
SCR	32,000	TCB	5,337

券商自營交易最大前名

券商自營交易每日買/賣超 (bil. VND)



越南證券市場投資人類別統計

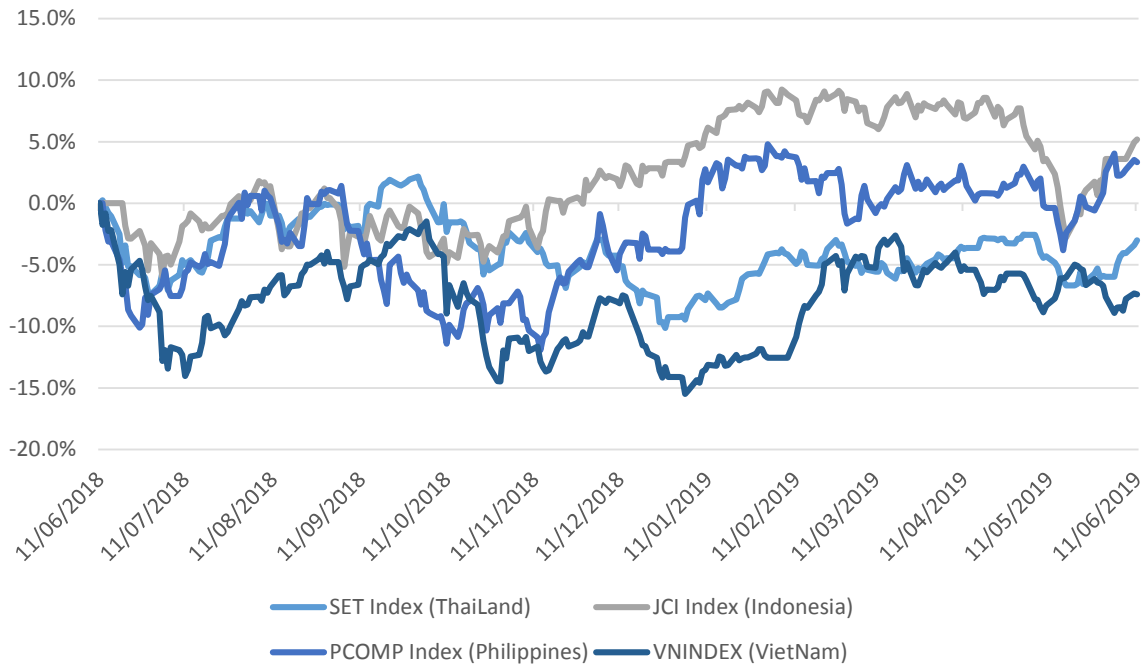


資料源: FiiPro – YSVN



We Create Fortune

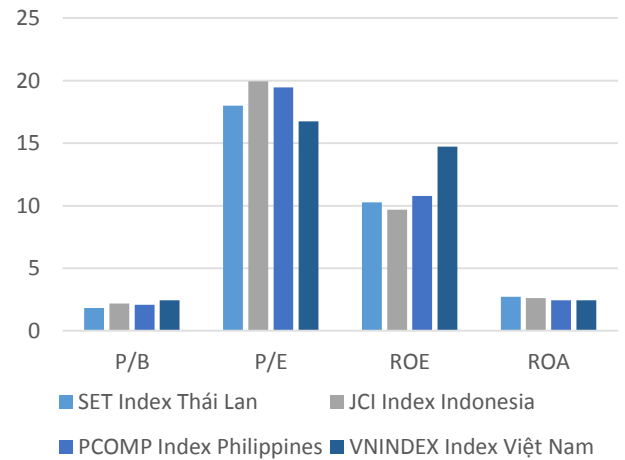
東南亞主要市場走勢比較



東南亞主要市場數據

		Thailand	Indonesia	Philippines	Vietnam
P/B		1.8x	2.2x	2.1x	2.4x
P/E		18.0x	19.9x	19.5x	16.7x
ROE	%	10.28	9.68	10.78	14.72
ROA	%	2.73	2.62	2.43	2.43
Vốn hóa	Tỷ USD	543.95	504.99	195.73	138.87
GTGD	Triệu USD	1.32	0.71	0.09	0.12
LS cổ tức	%	3.10	2.28	1.60	1.94

BloomBerg & YSVN





We Create **Fortune**

元大證券（越南）股份公司

個人客戶分析部

Nguyễn Thế Minh

研究分析經理

+84 28 3622 6868 ext 3826
minh.nguyen@yuantan.com.vn

Quách Đức Khánh

高級分析專員

+84 28 3622 6868 ext 3833
khanh.quach@yuantan.com.vn

Nguyễn Trịnh Ngọc Hồng

分析專員

+84 28 3622 6868 ext 3832
hong.nguyen@yuantan.com.vn

Phạm Tân Phát

高級分析專員

+84 28 3622 6868 ext 3830
phat.pham@yuantan.com.vn

個人客戶業務部

Nguyễn Thanh Tùng

總公司業務經理

+84 28 3622 6868 ext 3609
tung.nguyen@yuantan.com.vn

Chung Kim Hoa

華人客戶部經理

+84 28 3622 6868 ext 3828
hoa.chung@yuantan.com.vn

Phù Vĩnh Qué

堤岸分行經理

+84 28 3622 6868
que.phu@yuantan.com.vn

Nguyễn Việt Quang

河內分行經理

+84 28 3622 6868 ext 3404
quang.nguyen@yuantan.com.vn

Võ Thị Thu Thủy

平陽分行經理

+84 28 3622 6868 ext 3505
thuy.vo@yuantan.com.vn

Bùi Quốc Phong

同奈分行經理

+84 28 3622 6868
phong.bui@yuantan.com.vn

Nguyễn Đức Hoàn

河內南部營業中心經理

+84 28 3622 6868 ext 3409
hoan.nguyen@yuantan.com.vn



We Create **Fortune**

Appendix A: Important Disclosures

Analyst Certification

Each research analyst primarily responsible for the content of this research report, in whole or in part, certifies that with respect to each security or issuer that the analyst covered in this report: (1) all of the views expressed accurately reflect his or her personal views about those securities or issuers; and (2) no part of his or her compensation was, is, or will be, directly or indirectly, related to the specific recommendations or views expressed by that research analyst in the research report.

Ratings Definitions

BUY: We have a positive outlook on the stock based on our expected absolute or relative return over the investment period. Our thesis is based on our analysis of the company's outlook, financial performance, catalysts, valuation and risk profile. We recommend investors add to their position.

HOLD-Outperform: In our view, the stock's fundamentals are relatively more attractive than peers at the current price. Our thesis is based on our analysis of the company's outlook, financial performance, catalysts, valuation and risk profile.

HOLD-Underperform: In our view, the stock's fundamentals are relatively less attractive than peers at the current price. Our thesis is based on our analysis of the company's outlook, financial performance, catalysts, valuation and risk profile.

SELL: We have a negative outlook on the stock based on our expected absolute or relative return over the investment period. Our thesis is based on our analysis of the company's outlook, financial performance, catalysts, valuation and risk profile. We recommend investors reduce their position.

Under Review: We actively follow the company, although our estimates, rating and target price are under review.

Restricted: The rating and target price have been suspended temporarily to comply with applicable regulations and/or Yuanta policies.

Note: Yuanta research coverage with a Target Price is based on an investment period of 12 months. Greater China Discovery Series coverage does not have a formal 12 month Target Price and the recommendation is based on an investment period specified by the analyst in the report.

Global Disclaimer

© 2018 Yuanta. All rights reserved. The information in this report has been compiled from sources we believe to be reliable, but we do not hold ourselves responsible for its completeness or accuracy. It is not an offer to sell or solicitation of an offer to buy any securities. All opinions and estimates included in this report constitute our judgment as of this date and are subject to change without notice.

This report provides general information only. Neither the information nor any opinion expressed herein constitutes an offer or invitation to make an offer to buy or sell securities or other investments. This material is prepared for general circulation to clients and is not intended to provide tailored investment advice and does not take into account the individual financial situation and objectives of any specific person who may receive this report. Investors should seek financial advice regarding the appropriateness of investing in any securities, investments or investment strategies discussed or recommended in this report. The information contained in this report has been compiled from sources believed to be reliable but no representation or warranty, express or implied, is made as to its accuracy, completeness or correctness. This report is not (and should not be construed as) a solicitation to act as securities broker or dealer in any jurisdiction by any person or company that is not legally permitted to carry on such business in that jurisdiction.

Yuanta research is distributed in the United States only to Major U.S. Institutional Investors (as defined in Rule 15a-6 under the Securities Exchange Act of 1934, as amended and SEC staff interpretations thereof). All transactions by a US person in the securities mentioned in this report must be effected through a registered broker-dealer under Section 15 of the Securities Exchange Act of 1934, as amended. Yuanta research is distributed in Taiwan by Yuanta Securities Investment Consulting. Yuanta research is distributed in Hong Kong by Yuanta Securities (Hong Kong) Co. Limited, which is licensed in Hong Kong by the Securities and Futures Commission for regulated activities, including Type 4 regulated activity (advising on securities). In Hong Kong, this research report may not be redistributed, retransmitted or disclosed, in whole or in part or any form or manner, without the express written