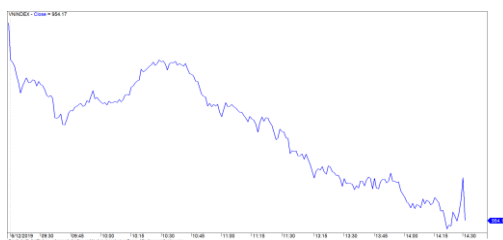


市場走勢 2019/06/12

市場指數	VNI	HNI	UPCOM
收盤	954.17	103.56	55.12
%日	-0.82%	-0.38%	-0.02%
%週	0.29%	0.02%	1.06%
%月	0.17%	-2.17%	-0.05%
%年	-6.52%	-11.10%	4.00%
<b>成交值(十億盾)</b>			
當日	3,711	295	263
日均量/週	3,269	267	273
日均量/月	3,778	375	311
<b>外資進出</b>			
買進	371.08	2.78	38.78
賣出	399.23	3.73	30.83
買賣超	-28.15	-0.95	7.96
<b>市場漲跌家數</b>			
上漲	109	58	187
下跌	181	61	106
持平	96	253	588
<b>市場指標</b>			
P/E	16.60	9.34	17.45
總市值 (兆盾)	3,252	188	971
股息殖利率	4.91%	3.33%	7.31%

資料源: Bloomberg – YSVN

VNINDEX



HNXINDEX



市場走勢

當日，儘管下跌幅度不一，各大股指同下挫，地區股市走勢不佳。具體，恆生指數跌幅將近 2%，上海綜合指數下跌 2%，而 KOSPI 和日經 225 小幅下跌。

越南股市繼續走弱。VN-Index 收跌 0.82%，收報 954.17 點，HNX 指數跌幅較少 0.38%，收報 103.56 點，Upcom 指數略微下跌。現金流繼續維持低位，三大證交所成交值達 2.7 兆越盾。

跌勢有趨於擴散，下跌家數占多。VN30-Index 藍子有 25 家下跌，4 家上漲，包括：MWG (1.2%)，HPG (0.4%)，HDB (0.2%)，SBT (3%)。其中，指數跌幅最大的是 GAS (-2.4%)，VHM (-2.3%)，或 SAB 收跌 0.7% 但有時段大跌 3.2%。零售股漲幅突破超越一般市場全靠 FRT (3.37%)，MWG (1.2%)。

外資在三大證交易所重回賣超 210 億越盾。BVH (200 億越盾)，E1VFN30 (190 億越盾) 獲買入最多，相反，VHM (370 億越盾)，VNM (200 億越盾)，FRT (150 億越盾) 是遭拋售的前三名。

短線市場觀點

我們估計賣壓仍存在，可能使 VN-Index 重新測試 950 點。同時，積極點是，短期現金流有輕微增長的跡象，並可能在未來數盤繼續分散到各股票板塊。當大型股面臨許多困難且多支個股仍處於短期下跌趨勢時，投機性現金流有重返市場的跡象。此外，股票比重輕微增高，表明短期機會仍存在，但短期風險還是很高。

我們的趨勢指標仍維持兩大股指短期趨勢下跌，阻力線位於 VN-index 的 964.52 點和 HNX-Index 的 105.16 點。因此，從謹慎角度來看，我們建議短線投資者可繼續觀市，並在目前價位停止拋售。同時，按照建議比重開新買位。

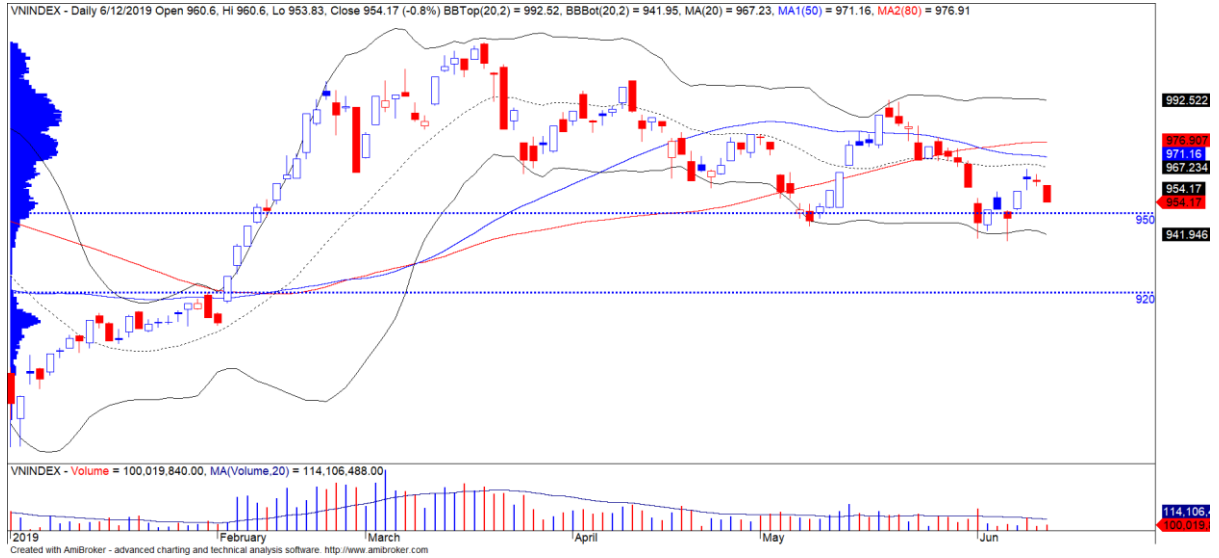
建議短線投資比重：34% 股票 / 66% 現金

(股票趨勢追蹤圖在下一頁內更新)



We Create Fortune

### 技術分析圖



指數技術分析圖 VN-Index



指數技術分析圖 HNX-Index

指數	短期趨勢	中期趨勢	阻力區 1	阻力區 2	支撐區 1	支撐區 2
VN-Index	下跌	上漲	1,000	1,025	965	953
HNX-Index	下跌	下跌	108	110	105	101
VN30	下跌	上漲	895	935	877	863
VNMidcaps	上漲	上漲	992	1,030	969	963
VNSmallcaps	上漲	上漲	835	845	822	804

We Create Fortune

## 股票趨勢追蹤表

股票	價格	短期趨勢	中期趨勢	短期買進價格	短期止損	暫計短期利潤%	短期訊號	中期買進價格	中期止損	暫計中期獲利%	中期訊號
AAA	17,550	下跌	上漲		18,216			16,850	16,230	4.15%	
ACB	28,500	下跌	下跌		29,491				31,844		
ACV	80,800	下跌	上漲		81,821			90,000	79,578	-10.22%	
ANV	27,100	下跌	下跌		29,420			30,000	27,127	-9.58%	
ASM	7,080	下跌	下跌		7,339				8,419		
BFC	20,200	下跌	下跌		21,241				23,675		
BID	31,500	下跌	上漲		32,443			33,400	31,227	-5.69%	
BMP	44,350	上漲	下跌	44,500	42,236	-0.34%			48,516		
BSR	12,900	下跌	下跌		13,792				14,995		
BVH	80,300	上漲	下跌	79,000	76,152	1.65%			85,113		
BWE	25,900	上漲	上漲	25,850	25,593	0.19%		20,000	24,073	29.50%	
CEO	11,900	上漲	下跌	11,900	11,696	0.00%	買進		13,106		
CII	22,800	下跌	下跌		23,393				25,256		
CMG	37,200	上漲	上漲	37,800	33,736	-1.59%		23,200	31,773	60.34%	
CMX	22,100	下跌	上漲		24,412			5,910	21,617	273.94%	
CSM	15,100	上漲	上漲	15,250	14,746	-0.98%		14,390	14,225	4.93%	
CTD	105,900	下跌	下跌		110,701				126,026		
CTG	20,250	下跌	上漲		20,823			22,700	19,639	-10.79%	
CTI	23,500	上漲	下跌	23,800	22,663	-1.26%			25,172		
CTR	27,300	下跌	N/A		28,535				4,134		
CVT	18,300	下跌	下跌		19,318				21,875		
DCM	8,270	下跌	下跌		8,500				9,161		
DGC	28,700	下跌	下跌		30,627				35,013		
DGW	21,850	下跌	下跌		22,434				24,255		
DHA	35,700	上漲	上漲	32,250	33,508	10.70%		29,100	32,885	22.68%	
DHC	43,450	上漲	上漲	40,900	40,546	6.23%		35,200	35,701	23.44%	
DHG	112,000	上漲	上漲	115,900	111,777	-3.36%		93,000	109,338	20.43%	
DIG	13,700	下跌	下跌		14,291				15,650		
DPG	38,500	下跌	上漲		40,482			40,018	34,775	-3.79%	
DPM	17,700	下跌	下跌	18,150	17,731	-2.31%	賣出		19,712		
DPR	45,000	上漲	上漲	43,400	41,869	3.69%		42,500	38,294	5.88%	
DQC	18,450	下跌	下跌		19,485				22,049		

We Create Fortune

<b>DRC</b>	19,250	下跌	下跌		20,469				22,990		
<b>DXG</b>	18,500	下跌	下跌		18,864				21,621		
<b>EIB</b>	18,150	上漲	上漲	17,800	17,455	1.97%		14,700	16,352	23.47%	
<b>FCN</b>	14,350	下跌	上漲		14,704			16,050	13,649	-10.59%	
<b>FMC</b>	28,400	上漲	下跌	28,950	27,778	-1.90%			30,886		
<b>FPT</b>	45,050	上漲	上漲	45,200	43,722	-0.33%		46,000	42,214	-2.07%	
<b>GAS</b>	101,500	下跌	下跌		105,433			101,000	101,898	0.89%	
<b>GEX</b>	22,550	上漲	上漲	22,900	21,903	-1.53%		24,700	21,615	-8.70%	
<b>GIL</b>	32,150	下跌	下跌		32,780				36,813		
<b>GMD</b>	26,000	下跌	下跌		26,879				27,993		
<b>GTN</b>	18,800	下跌	上漲		19,940			15,000	16,369	25.33%	
<b>GVR</b>	13,600	上漲	下跌	13,500	11,951	0.74%			N/A		
<b>HAG</b>	4,950	下跌	下跌		5,120				5,814		
<b>HAX</b>	13,700	下跌	下跌		14,245				15,510		
<b>HBC</b>	15,900	下跌	下跌		16,859				18,315		
<b>HCM</b>	23,450	下跌	下跌		24,414				27,107		
<b>HDB</b>	26,800	上漲	下跌	27,600	25,944	-2.90%			29,637		
<b>HDC</b>	14,850	上漲	上漲	15,250	14,314	-2.62%		15,250	14,400	-2.62%	買進
<b>HDG</b>	32,250	上漲	下跌	32,700	30,804	-1.38%			43,194		
<b>HNG</b>	15,300	下跌	下跌		15,569				16,554		
<b>HPG</b>	23,100	下跌	上漲		24,082			26,098	23,082	-11.49%	賣出
<b>HSG</b>	7,780	下跌	上漲		8,080			9,300	7,015	-16.34%	
<b>HT1</b>	15,700	下跌	上漲		16,718			14,800	15,465	6.08%	
<b>HUT</b>	2,800	下跌	下跌		3,047				3,640		
<b>HVN</b>	43,400	下跌	上漲		43,597			39,000	38,265	11.28%	
<b>KBC</b>	14,600	上漲	下跌	14,300	14,131	2.10%			15,013		
<b>KDH</b>	23,800	上漲	下跌	30,900	23,238	-22.98%			32,661		
<b>KSB</b>	22,100	下跌	下跌		22,402				26,296		
<b>LCG</b>	9,970	下跌	下跌		10,292				11,817		
<b>LDG</b>	8,900	下跌	下跌		9,170				10,794		
<b>LHG</b>	19,100	下跌	上漲		19,948			19,300	17,020	-1.04%	
<b>LPB</b>	7,800	下跌	下跌		8,186				8,909		
<b>LSS</b>	5,400	下跌	下跌		5,629				5,906		
<b>MBB</b>	20,600	下跌	上漲		20,956			21,850	20,106	-5.72%	
<b>MPC</b>	34,000	下跌	下跌		37,908				47,772		
<b>MSN</b>	85,000	下跌	上漲		88,270			89,000	80,742	-4.49%	

We Create Fortune

<b>MSR</b>	19,000	下跌	下跌		21,641				20,715		
<b>MWG</b>	90,700	上漲	上漲	88,300	86,869	2.72%		88,700	80,841	2.25%	
<b>NDN</b>	14,800	上漲	上漲	14,100	14,190	4.96%		13,700	12,682	8.03%	
<b>NKG</b>	6,250	下跌	下跌		6,451				7,401		
<b>NLG</b>	29,350	上漲	上漲	29,700	28,321	-1.18%		28,700	28,115	2.26%	
<b>NT2</b>	27,100	下跌	下跌		27,872				29,219		
<b>NTL</b>	21,700	上漲	上漲	22,950	21,392	-5.45%		10,450	21,175	107.66%	
<b>NVL</b>	59,900	上漲	下跌	58,100	58,693	3.10%			62,332		
<b>OIL</b>	12,500	下跌	下跌		13,132				14,359		
<b>PAC</b>	36,850	上漲	下跌	38,000	36,036	-3.03%			39,387		
<b>PC1</b>	23,300	下跌	下跌		24,068				25,195		
<b>PDR</b>	24,800	上漲	上漲	24,100	24,343	2.90%		29,000	22,587	-14.48%	
<b>PHR</b>	56,800	下跌	上漲		59,085			24,000	50,969	136.67%	
<b>PLX</b>	61,800	下跌	上漲		64,103			62,400	58,426	-0.96%	
<b>PNJ</b>	76,700	下跌	上漲		79,421			104,000	72,834	-26.25%	
<b>POW</b>	15,750	上漲	上漲	15,200	15,513	3.62%		15,700	13,783	0.32%	
<b>PVT</b>	16,600	下跌	下跌		17,034				17,615		
<b>PPC</b>	27,000	下跌	上漲		27,691			19,700	24,232	37.06%	
<b>PTB</b>	67,600	上漲	上漲	66,600	65,468	1.50%		64,000	59,893	5.62%	
<b>PVB</b>	18,800	下跌	上漲		19,413			20,100	16,786	-6.47%	
<b>PVD</b>	18,200	下跌	上漲		19,473			18,500	17,783	-1.62%	
<b>PVI</b>	36,000	下跌	上漲		37,904			33,000	35,916	9.09%	賣出
<b>PVS</b>	22,100	下跌	上漲		22,987			21,100	21,468	4.74%	
<b>PXS</b>	4,900	下跌	上漲		5,036			4,850	4,262	1.03%	
<b>QNS</b>	31,000	下跌	下跌		32,063				34,373		
<b>REE</b>	32,200	下跌	上漲		32,776			33,325	31,114	-3.38%	
<b>SAB</b>	274,000	上漲	上漲	253,000	263,945	8.30%		245,000	239,225	11.84%	
<b>SAM</b>	7,940	上漲	上漲	7,580	7,742	4.75%		7,400	7,073	7.30%	
<b>SCR</b>	7,480	上漲	下跌	7,500	7,255	-0.27%			7,611		
<b>SHI</b>	8,370	上漲	上漲	8,140	7,800	2.83%		6,990	6,728	19.74%	
<b>SJS</b>	18,200	上漲	下跌	18,300	16,869	-0.55%			19,930		
<b>SKG</b>	14,550	上漲	下跌	13,950	14,023	4.30%			14,892		
<b>SSI</b>	24,850	下跌	下跌		25,496				27,560		
<b>STB</b>	11,650	下跌	上漲		12,018			13,000	11,486	-10.38%	
<b>TCB</b>	21,300	下跌	下跌		22,261				N/A		
<b>TCM</b>	26,950	下跌	下跌		28,220				31,609		

We Create Fortune

TDH	12,750	上漲	上漲	11,700	11,842	8.97%		11,650	10,730	9.44%	
TLH	5,040	下跌	上漲		5,128			5,390	4,797	-6.49%	
TNG	22,400	下跌	上漲		23,737			12,000	19,605	86.67%	
VCB	67,000	下跌	上漲		68,529			62,000	62,992	8.06%	
VCG	26,400	下跌	上漲		26,997			19,200	23,906	37.50%	
VCS	62,300	上漲	下跌	63,100	60,416	-1.27%			69,165		
VGC	20,450	下跌	下跌		20,742				21,647		
VGT	11,000	上漲	下跌	12,000	10,694	-8.33%			13,091		
VHC	87,500	下跌	下跌		91,782				98,373		
VHM	80,000	下跌	下跌		83,042				92,698		
VIB	16,400	下跌	下跌		17,262			19,700	16,801	-14.71%	
VIC	116,000	上漲	上漲	113,000	114,447	2.65%		112,000	108,251	3.57%	
VIP	5,700	下跌	下跌		5,848				6,251		
VJC	123,500	上漲	上漲	114,400	120,771	7.95%		124,500	113,051	-0.80%	
VND	16,000	下跌	下跌		16,373				17,817		
VNG	20,800	上漲	下跌	20,600	19,947	0.97%			22,478		
VNM	125,200	下跌	下跌		130,342				137,861		
VPB	18,150	下跌	下跌		18,473				20,574		
VPI	41,850	上漲	下跌	41,750	40,919	0.24%			43,124		
VRC	16,100	下跌	下跌		17,074				18,617		
VRE	34,950	下跌	上漲		35,633			35,000	31,101	-0.14%	

### LARGECAPS 大型股票趨勢追蹤表

股票	價格	短期趨勢	中期趨勢	短期買進價格	短期止損	暫計短期利潤%	短期訊號	中期買進價格	中期止損	暫計中期獲利%	中期訊號
ACB	28,500	下跌	下跌		29,491				31,844		
BID	31,500	下跌	上漲		32,443			33,400	31,227	-5.69%	
BSR	12,900	下跌	下跌		13,792				14,995		
BVH	80,300	上漲	下跌	79,000	76,152	1.65%			85,113		
CTG	20,250	下跌	上漲		20,823			22,700	19,639	-10.79%	
EIB	18,150	上漲	上漲	17,800	17,455	1.97%		14,700	16,352	23.47%	
FPT	45,050	上漲	上漲	45,200	43,722	-0.33%		40,997	42,214	9.89%	
GAS	101,500	下跌	下跌		105,433			99,026	101,898	2.90%	
HDB	26,800	上漲	下跌	27,600	25,944	-2.90%			29,637		
HNG	15,300	下跌	下跌		15,569				16,554		
HPG	23,100	下跌	上漲		24,082			26,098	23,082	-11.49%	賣出

We Create Fortune

HVN	43,400	下跌	上漲		43,597			39,000	38,265	11.28%	
KDH	23,800	上漲	下跌	30,900	23,238	-22.98%			32,661		
MBB	20,600	下跌	上漲		20,956			21,271	20,106	-3.16%	
MSN	85,000	下跌	上漲		88,270			89,000	80,742	-4.49%	
MWG	90,700	上漲	上漲	88,300	86,869	2.72%		88,700	80,841	2.25%	
NVL	59,900	上漲	下跌	58,100	58,693	3.10%			62,332		
OIL	12,500	下跌	下跌		13,132				14,359		
PLX	61,800	下跌	N/A		64,103			62,400	58,426	-0.96%	
PNJ	76,700	下跌	上漲		79,421			77,881	72,834	-1.52%	
POW	15,750	上漲	上漲	15,200	15,513	3.62%		15,700	13,783	0.32%	
PVS	22,100	下跌	上漲		22,987			21,100	21,468	4.74%	
QNS	31,000	下跌	下跌		32,063				34,373		
REE	32,200	下跌	上漲		32,776			33,325	31,114	-3.38%	
ROS	30,100	下跌	上漲		31,694			34,800	27,327	-13.51%	
SSI	24,850	下跌	下跌		25,496				27,560		
STB	11,650	下跌	上漲		12,018			13,000	11,486	-10.38%	
TCB	21,300	下跌	下跌		22,261				25,293		
TPB	25,200	上漲	下跌	22,500	23,921	12.00%			N/A		
VCB	67,000	下跌	上漲		68,529			62,000	62,992	8.06%	
VCG	26,400	下跌	上漲		26,997			18,441	23,906	43.16%	
VEA	56,100	上漲	下跌	50,000	52,086	12.20%			N/A		
VGI	27,200	下跌	下跌		29,042				N/A		
VHM	80,000	下跌	下跌		83,042				92,698		
VIB	16,400	下跌	下跌		17,262			19,036	16,801	-11.74%	
VIC	116,000	上漲	上漲	113,000	114,447	2.65%		112,000	108,251	3.57%	
VJC	123,500	上漲	上漲	114,400	120,771	7.95%		124,500	113,051	-0.80%	
VNM	125,200	下跌	下跌		130,342				137,861		
VPB	18,150	下跌	下跌		18,473				20,574		
VRE	34,950	下跌	上漲		35,633			33,996	31,101	2.81%	

### MIDCAPS 中型股票趨勢追蹤表

股票	價格	短期趨勢	中期趨勢	短期買進價格	短期止損	暫計短期利潤%	短期訊號	中期買進價格	中期止損	暫計中期獲利%	中期訊號
AAA	17,550	下跌	上漲		18,216			16,850	16,230	4.15%	
ANV	27,100	下跌	下跌		29,420			30,000	27,127	-9.58%	
ASM	7,080	下跌	下跌		7,339				8,419		
BMP	44,350	上漲	下跌	44,500	42,236	-0.34%			48,516		



We Create Fortune

<b>BWE</b>	25,900	上漲	上漲	25,850	25,593	0.19%		19,440	24,073	33.23%	
<b>C4G</b>	8,900	下跌	#N/A		9,738				#N/A		
<b>CEO</b>	11,900	上漲	下跌	11,900	11,696	0.00%	買進		13,106		
<b>CII</b>	22,800	下跌	下跌		23,393				25,256		
<b>CRE</b>	24,800	下跌	#N/A		25,084				#N/A		
<b>CTI</b>	23,500	上漲	下跌	23,800	22,663	-1.26%			25,172		
<b>CTR</b>	27,300	下跌	#N/A		28,535				#N/A		
<b>DCM</b>	8,270	下跌	下跌		8,500				9,161		
<b>DHC</b>	43,450	上漲	上漲	40,900	40,546	6.23%		35,200	35,701	23.44%	
<b>DIG</b>	13,700	下跌	下跌		14,291				15,650		
<b>DPM</b>	17,700	下跌	下跌	18,150	17,731	-2.31%	賣出		19,712		
<b>DRC</b>	19,250	下跌	下跌		20,469				22,990		
<b>DXG</b>	18,500	下跌	下跌		18,864				21,621		
<b>E1VFN30</b>	14,300	下跌	下跌		14,678				15,587		
<b>FCN</b>	14,350	下跌	上漲		14,704			16,050	13,649	-10.59%	
<b>FLC</b>	4,350	下跌	下跌		4,496				5,024		
<b>FTM</b>	23,800	下跌	上漲		24,581			16,250	21,483	46.46%	
<b>GEG</b>	21,400	下跌	上漲		22,352			12,900	20,497	65.89%	
<b>GEX</b>	22,550	上漲	上漲	22,900	21,903	-1.53%		24,700	21,615	-8.70%	
<b>GMD</b>	26,000	下跌	下跌		26,879				27,993		
<b>GTN</b>	18,800	下跌	上漲		19,940			15,000	16,369	25.33%	
<b>GVR</b>	13,600	上漲	#N/A	13,500	11,951	0.74%			#N/A		
<b>HAG</b>	4,950	下跌	下跌		5,120				5,814		
<b>HBC</b>	15,900	下跌	下跌		16,859				18,315		
<b>HCM</b>	23,450	下跌	下跌		24,414				27,107		
<b>HDG</b>	32,250	上漲	下跌	32,700	30,804	-1.38%			43,194		
<b>HPX</b>	26,650	上漲	#N/A	26,800	26,092	-0.56%			#N/A		
<b>HSG</b>	7,780	下跌	上漲		8,080			8,452	7,015	-7.96%	
<b>HT1</b>	15,700	下跌	上漲		16,718			14,800	15,465	6.08%	
<b>IBC</b>	22,050	上漲	上漲	20,900	20,736	5.50%		24,900	19,303	-11.45%	
<b>IDI</b>	7,600	下跌	上漲		8,027			9,150	7,253	-16.94%	
<b>IJC</b>	10,750	下跌	下跌		10,768				11,501		
<b>ITA</b>	3,060	下跌	上漲		3,287			3,200	2,749	-4.38%	
<b>KBC</b>	14,600	上漲	下跌	14,300	14,131	2.10%			15,013		
<b>KSB</b>	22,100	下跌	下跌		22,402				26,296		
<b>LDG</b>	8,900	下跌	下跌		9,170				10,794		
<b>LPB</b>	7,800	下跌	下跌		8,186				8,909		
<b>MBS</b>	15,700	上漲	#N/A	15,800	15,400	-0.63%		16,000	#N/A	#N/A	

We Create Fortune

MPC	34,000	下跌	下跌		37,908			47,772			
NBB	21,600	上漲	上漲	19,300	20,952	11.92%		21,500	18,704	0.47%	
NKG	6,250	下跌	下跌		6,451				7,401		
NLG	29,350	上漲	上漲	29,700	28,321	-1.18%		28,700	28,115	2.26%	
NT2	27,100	下跌	下跌		27,872				29,219		
NTC	#####	上漲	#N/A	112,000	138,880	33.04%		120,000	#N/A	#N/A	
NTL	21,700	上漲	上漲	22,950	21,392	-5.45%		9,331	21,175	132.55%	
NVB	8,200	下跌	下跌		8,436				9,493		
OGC	4,030	下跌	下跌		4,414				4,794		
PC1	23,300	下跌	下跌		24,068				25,195		
PDR	24,800	上漲	上漲	24,100	24,343	2.90%		23,595	22,587	5.11%	
PHR	56,800	下跌	上漲		59,085			22,864	50,969	148.42%	
PPC	27,000	下跌	上漲		27,691			17,422	24,232	54.98%	
PTB	67,600	上漲	上漲	66,600	65,468	1.50%		60,780	59,893	11.22%	
PVD	18,200	下跌	上漲		19,473			18,500	17,783	-1.62%	
PVI	36,000	下跌	上漲		37,904			31,325	35,916	14.92%	賣出
PVT	16,600	下跌	下跌		17,034				17,615		
QCG	5,050	下跌	上漲		5,192			5,910	4,638	-14.55%	
SAM	7,940	上漲	上漲	7,600	7,742	4.47%		7,400	7,073	7.30%	
SBT	17,200	下跌	下跌		17,992				19,311		
SCR	7,480	上漲	下跌	7,500	7,255	-0.27%			7,611		
SHB	7,000	下跌	下跌		7,320				7,880		
SHS	11,900	上漲	上漲	11,900	11,228	0.00%		12,100	10,571	-1.65%	
SJS	18,200	上漲	下跌	18,300	16,869	-0.55%			19,930		
STK	24,350	下跌	上漲		25,394			17,000	21,313	43.24%	
SZC	19,800	上漲	#N/A	16,750	19,281	18.21%			#N/A		
TCH	21,750	上漲	上漲	21,700	20,759	0.23%		21,000	20,591	3.57%	
TCM	26,950	下跌	下跌		28,220				31,609		
TNG	22,400	下跌	上漲		23,737			12,000	19,605	86.67%	
TTB	22,800	下跌	上漲		24,347			23,700	22,218	-3.80%	
VCI	31,800	上漲	下跌	32,100	31,124	-0.93%			36,212		
VGT	11,000	上漲	#N/A	12,000	10,694	-8.33%			#N/A		
VHC	87,500	下跌	下跌		91,782				98,373		
VND	16,000	下跌	下跌		16,373				17,817		
VNG	20,800	上漲	下跌	20,600	19,947	0.97%			22,478		
VPI	41,850	上漲	下跌	41,750	40,919	0.24%			42,859		

We Create Fortune

SMALLCAPS 小型股票趨勢追蹤表

股票	價格	短期趨勢	中期趨勢	短期買進價格	短期止損	暫計短期利潤%	短期訊號	中期買進價格	中期止損	暫計中期獲利%	中期訊號
AAV	10,000	下跌	#N/A		10,427			16,850	#N/A	#N/A	
AGR	3,890	上漲	上漲	3,890	3,743	0.00%	買進	3,990	3,542	-2.51%	
AMD	1,770	上漲	下跌	1,770	1,746	0.00%	買進		2,174		
APG	7,950	下跌	下跌		8,107				9,066		
ART	2,500	下跌	下跌		2,800				3,493		
BCC	8,000	下跌	上漲		8,435			7,700	7,657	3.90%	
BCG	5,690	下跌	上漲		6,008			6,390	5,406	-10.95%	
C69	10,300	上漲	上漲	8,800	10,112	17.05%		5,300	8,706	94.34%	
CCL	4,840	上漲	上漲	3,550	4,331	36.34%		3,460	3,627	39.88%	
CRC	14,900	下跌	下跌		15,890				19,005		
CVT	18,300	下跌	下跌		19,318				21,875		
DAG	6,530	下跌	下跌		6,710				7,406		
DAH	8,450	下跌	上漲		8,609			4,664	7,386	81.17%	
DGW	21,850	下跌	下跌		22,434				24,255		
DLG	1,360	下跌	下跌		1,434				1,709		
DRH	6,400	下跌	下跌		6,504				8,288		
DTD	15,000	上漲	上漲	15,000	14,188	0.00%	買進	12,900	11,089	16.28%	
EVG	2,760	下跌	下跌		2,876				3,023		
FIT	3,110	下跌	上漲		3,294			3,640	2,853	-14.56%	
GKM	15,100	下跌	上漲		15,566			11,425	14,952	32.17%	
HAH	12,100	上漲	下跌	13,800	12,031	-12.32%			12,668		
HAI	1,710	上漲	下跌	1,710	1,689	0.00%	買進		1,991		
HAP	3,600	下跌	上漲		3,730			3,670	3,246	-1.91%	
HAR	4,180	上漲	上漲	3,250	3,919	28.62%		3,710	3,262	12.67%	
HCD	3,830	下跌	下跌		4,048				4,858		
HDA	9,900	下跌	下跌		10,448			10,400	10,481	0.77%	賣出
HDC	14,850	上漲	上漲	15,250	14,314	-2.62%		15,250	14,400	-2.62%	買進
HHP	17,100	下跌	#N/A		18,146				#N/A		
HHS	3,550	下跌	下跌		3,668				3,973		
HII	12,600	下跌	下跌	13,450	12,634	-6.07%	賣出		14,744		
HQC	1,400	上漲	下跌	1,430	1,357	-2.10%			1,536		
HSL	10,000	上漲	下跌	9,600	9,952	4.17%			11,235		
HUT	2,800	下跌	下跌		3,047				3,640		
HVG	3,250	下跌	下跌		3,879				5,713		

We Create Fortune

HVH	24,950	下跌	#N/A		26,080			#N/A		
JVC	3,070	下跌	上漲		3,169		3,280	2,981	-6.40%	
KLF	1,500	下跌	下跌		1,707			1,937		
KMR	3,010	下跌	上漲	3,450	3,055	-11.46%	3,680	2,649	-18.21%	
LCG	9,970	下跌	下跌		10,292			11,817		
LGL	10,900	上漲	上漲	10,400	9,192	4.81%	7,113	8,529	53.24%	
LHG	19,100	下跌	上漲		19,948		19,300	17,020	-1.04%	
LMH	17,100	上漲	#N/A	15,550	15,028	9.97%		#N/A		
MST	3,000	下跌	下跌		3,571			4,774		
NDN	14,800	上漲	上漲	14,100	14,190	4.96%	13,104	12,682	12.94%	
PHC	12,900	下跌	上漲		13,371		14,450	12,650	-10.73%	
PVB	18,800	下跌	上漲		19,413		20,100	16,786	-6.47%	
PVC	6,900	下跌	上漲		7,387		7,100	6,199	-2.82%	
PXL	6,300	下跌	下跌		6,841			7,604		
PXS	4,900	下跌	上漲		5,036		4,850	4,262	1.03%	
QBS	3,100	下跌	下跌		3,330			3,619		
SFG	17,900	上漲	上漲	17,600	16,484	1.70%	11,494	14,905	55.73%	
SHI	8,370	上漲	上漲	8,800	7,800	-4.89%	6,233	6,728	34.29%	
SJF	2,910	下跌	下跌		3,313			4,781		
SKG	14,550	上漲	下跌	13,950	14,023	4.30%		14,892		
TDH	12,750	上漲	上漲	11,700	11,842	8.97%	11,650	10,730	9.44%	
TIG	3,500	下跌	上漲		3,935		3,200	3,029	9.38%	
TLD	5,400	下跌	下跌		6,045			6,758		
TLH	5,040	下跌	上漲		5,128		5,850	4,797	-13.85%	
TNI	12,050	上漲	上漲	11,350	11,400	6.17%		12,010		
TTF	3,310	下跌	上漲		3,397		3,990	3,028	-17.04%	
TTH	4,300	下跌	上漲		4,557		5,273	4,217	-18.45%	
TVB	17,200	下跌	下跌		17,914			20,422		
TVC	12,000	下跌	下跌		13,071		9,400	12,451	32.46%	
VC3	23,400	上漲	上漲	23,100	22,538	1.30%	22,000	21,070	6.36%	
VCR	25,600	上漲	上漲	13,300	19,886	92.48%	3,900	17,322	556.41%	
VNE	4,140	下跌	上漲		4,273		4,650	3,958	-10.97%	
VPG	20,700	上漲	上漲	20,400	18,509	1.47%	20,456	18,842	1.20%	
VRC	16,100	下跌	下跌		17,074			18,617		
YBM	10,600	下跌	下跌		10,965			13,059		



We Create Fortune

胡志明市交易所 (HSX)

	收盤	漲跌%
VNI	954.17	-0.82%
VN30	865.42	-0.63%
VN Mid	969.06	-0.49%
VN Small	814.63	-0.27%

河內交易所 (HSX)

	收盤	漲跌%
HNI	103.56	-0.38%
HN30	189.36	-0.56%
VNX AllSh	844.39	-0.66%

UPCOM 市場 (UPCoM)

	收盤	漲跌%
UPCoM	55.12	-0.02%

外資交易	成交值(十億盾)	
買進	371.08	
賣出	399.23	
買超/賣超	-28.15	

外資交易	成交值(十億盾)	
買進	2.78	
賣出	3.73	
買超/賣超	-0.95	

外資交易	成交值(十億盾)	
買進	38.78	
賣出	30.83	
買超/賣超	7.96	

上漲排名/股碼	漲跌(VND)	漲跌%
TTF	210	6.77%
NAF	912	5.67%
LGL	500	4.81%
IJC	400	3.86%
TIP	950	3.61%

上漲排名/股碼	漲跌(VND)	漲跌%
VCR	1800	7.56%
CEO	500	4.39%
PVI	200	0.56%
NVB	0	0.00%
SHB	0	0.00%

上漲排名/股碼	漲跌(VND)	漲跌%
BCM	1200	4.71%
GVR	500	3.82%
EVS	400	3.60%
VEA	1400	2.56%
VTP	3300	2.25%

下跌排名/股碼	漲跌(VND)	漲跌%
SZC	-1000	-4.81%
NTL	-750	-3.34%
MSH	-2000	-3.22%
PVD	-550	-2.93%
BMI	-700	-2.82%

下跌排名/股碼	漲跌(VND)	漲跌%
VIX	-500	-6.67%
HUT	-100	-3.45%
PVS	-600	-2.64%
NDN	-200	-1.33%
TNG	-300	-1.32%

下跌排名/股碼	漲跌(VND)	漲跌%
SNZ	-1200	-4.76%
MPC	-1200	-3.41%
VGI	-800	-2.86%
SDI	-1800	-2.51%
VIB	-300	-1.80%

\*備註：市值>5,000 億盾；成交值>15 億盾

市值排名/股碼	十億盾	
VIC	401,302	
VHM	274,325	
VCB	249,978	
VNM	218,545	
GAS	199,051	

市值排名/股碼	十億盾	
ACB	35,669	
VCG	11,661	
PVS	10,850	
VCS	9,894	
SHB	8,422	

市值排名/股碼	十億盾	
ACV	175,046	
VGI	85,093	
VEA	72,688	
MCH	60,901	
GVR	52,420	

交易量排名/股碼	成交值	30 日均
ROS	12,005,090	9,962,357
MSN	10,723,690	1,064,010
TPB	7,502,796	1,380,873
ITA	5,914,410	4,902,859
FLC	5,281,290	3,799,846

交易量排名/股碼	成交值	30 日均
SHB	7,352,823	4,205,967
VIX	2,403,000	192,370
PVS	2,274,495	3,609,982
TNG	1,240,045	1,090,906
HKB	1,070,100	86,333

交易量排名/股碼	成交值	30 日均
GVR	2,636,146	750,562
FRM	1,816,600	257,427
BSR	1,132,101	1,769,419
VGI	800,938	778,184
VEA	481,059	445,636

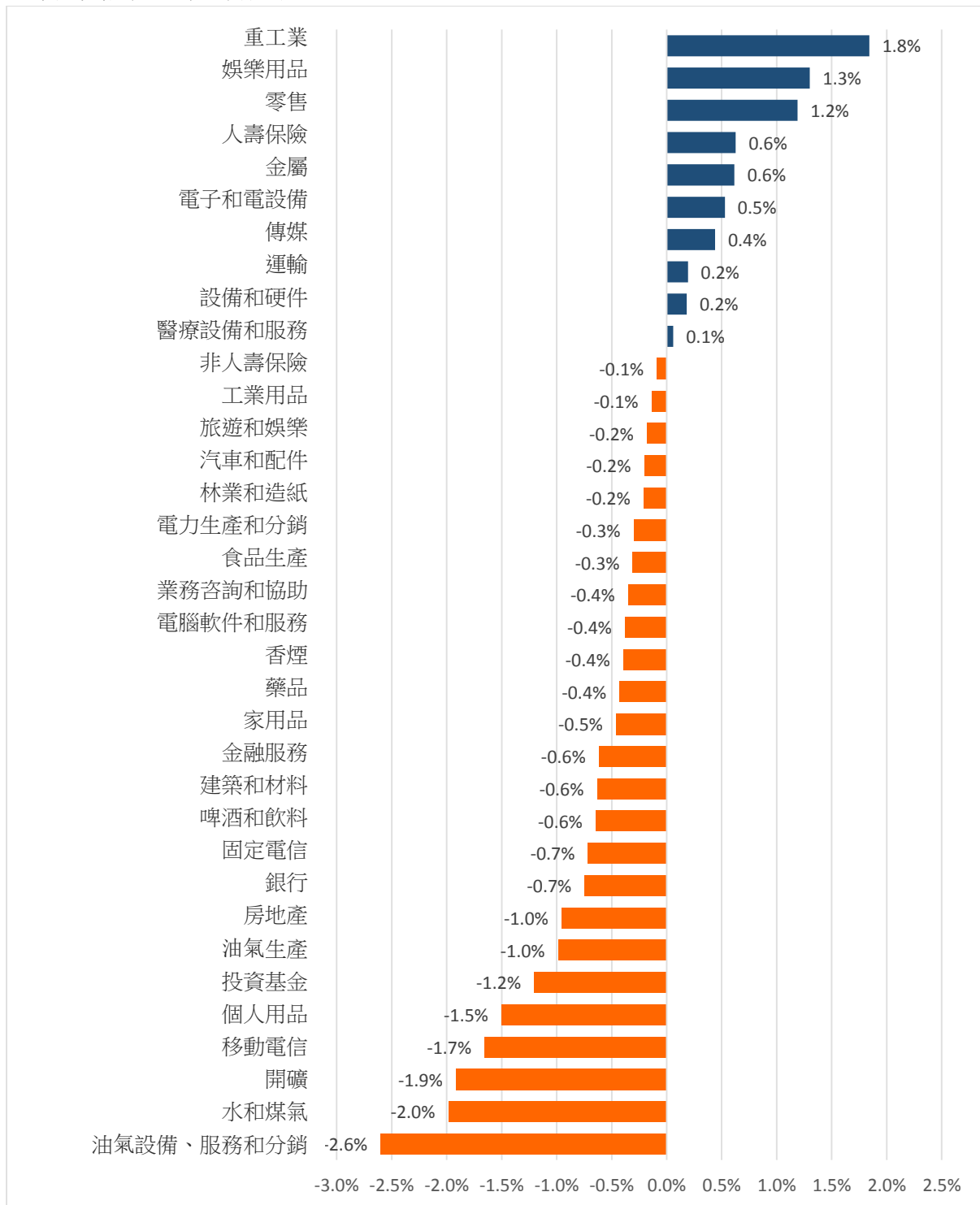
資料源: Bloomberg & Yuanta Research

資料源: Bloomberg & Yuanta Research

資料源: Bloomberg & Yuanta Research

We Create Fortune

## 各行業板塊的交易走勢



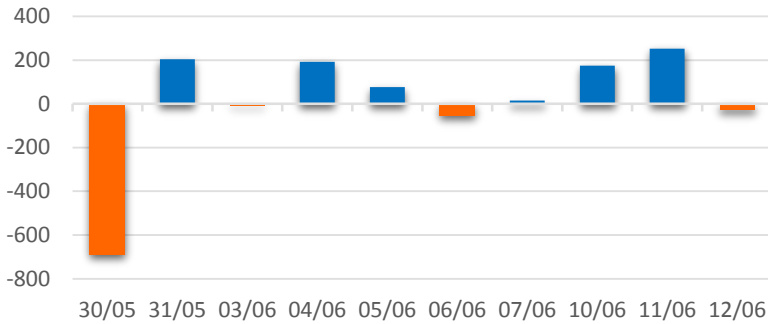
資料源: FiinPro – YSVN



We Create Fortune

## 外資買進賣統計

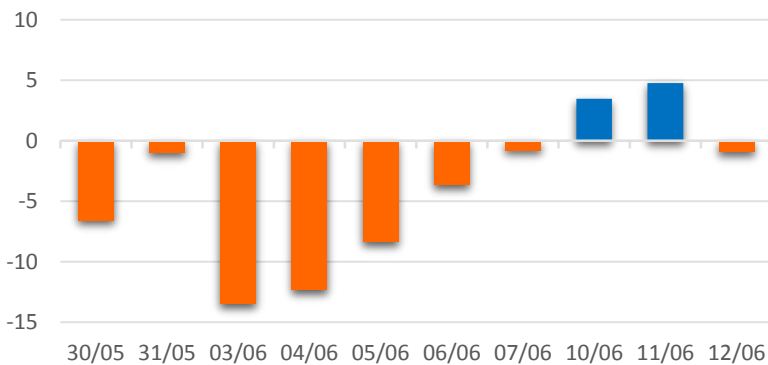
HSX 外資每日買/賣超



證券代碼	買超金額 (百萬盾)	證券代碼	賣超金額 (百萬盾)
<b>BVH</b>	20,106	<b>VHM</b>	37,355
<b>E1VFN30</b>	18,544	<b>VNM</b>	20,381
<b>AST</b>	6,463	<b>FRT</b>	14,705
<b>PLX</b>	6,438	<b>SAB</b>	9,184
<b>POW</b>	4,473	<b>SBT</b>	6,108

HSX 外資買/賣 超的前 5 名

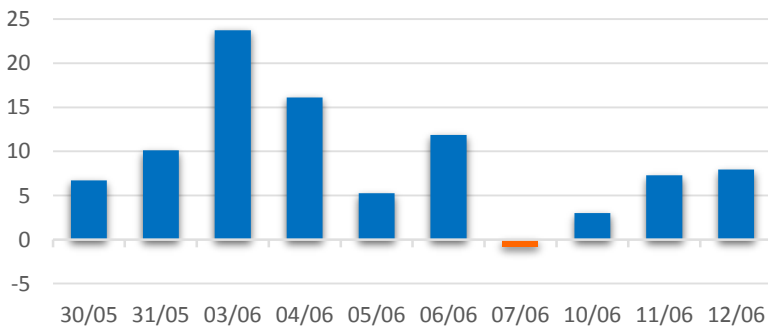
HNX 外資每日買/賣超



證券代碼	買超金額 (百萬盾)	證券代碼	賣超金額 (百萬盾)
<b>TNG</b>	809	<b>DBC</b>	816
<b>DGC</b>	176	<b>HKB</b>	583
<b>NET</b>	117	<b>DS3</b>	141
<b>MST</b>	51	<b>PMP</b>	135
<b>PVS</b>	45	<b>HVT</b>	129

HNX 外資買/賣 超的前 5 名

UPCOM 外資每日買/賣超



證券代碼	買超金額 (百萬盾)	證券代碼	賣超金額 (百萬盾)
<b>VEA</b>	6,136	<b>ACV</b>	3,530
<b>VTP</b>	5,032	<b>BSR</b>	1,945
<b>GVR</b>	2,619	<b>MPC</b>	569
<b>C4G</b>	288	<b>VGI</b>	188
<b>VGG</b>	264	<b>TND</b>	167

UPCOM 外資買/賣 超的前 5 名



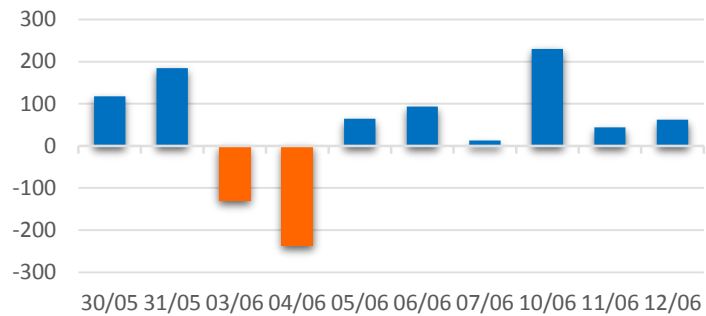
We Create **Fortune**

## 自營進出統計

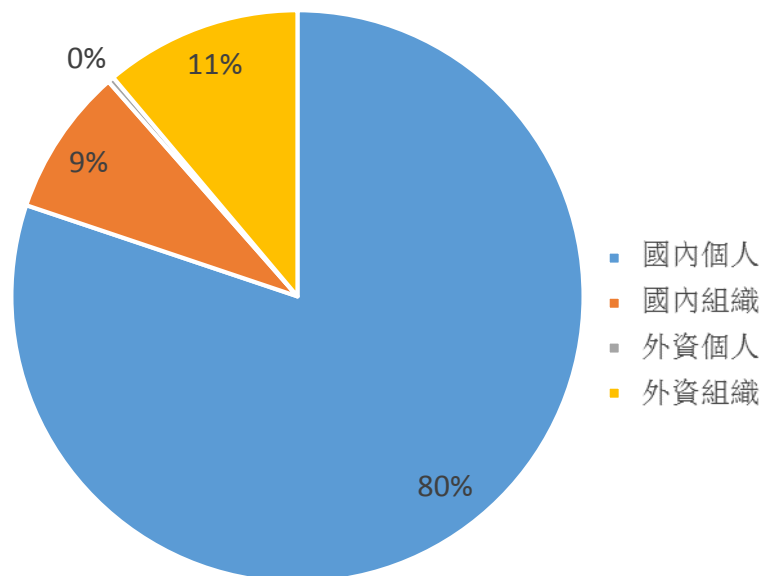
證券代碼	買超金額 (百萬盾)	證券代碼	賣超金額 (百萬盾)
VIC	107,360	VHM	42,246
HPG	11,074	NBB	30,450
SCR	8,000	E1VFN30	18,601
VNM	5,413	MWG	3,610
REE	2,907	POW	3,436

券商自營交易最大前名

## 券商自營交易每日買/賣超 (bil. VND)



## 越南證券市場投資人類別統計

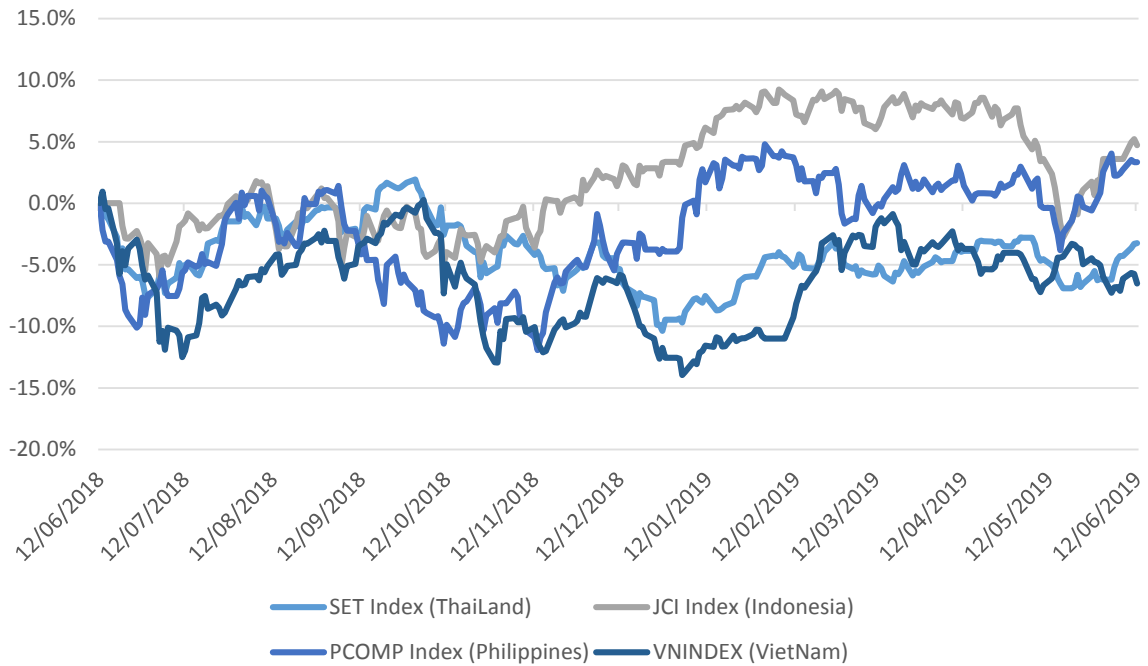


資料源: FiinPro – YSVN



We Create Fortune

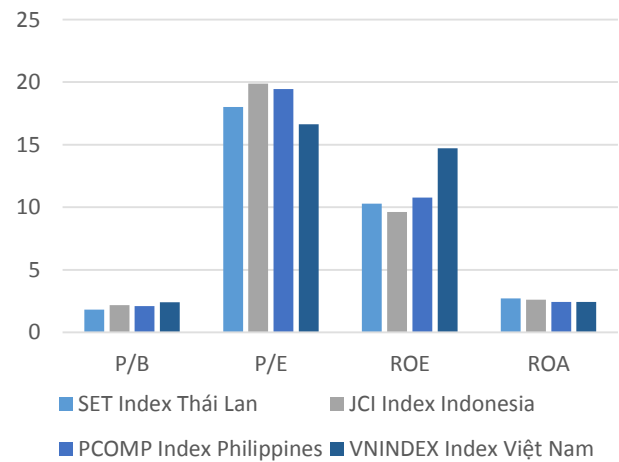
### 東南亞主要市場走勢比較



#### 東南亞主要市場數據

		Thailand	Indonesia	Philippines	Vietnam
P/B		1.8x	2.2x	2.1x	2.4x
P/E		18.0x	19.9x	19.5x	16.6x
ROE	%	10.28	9.63	10.78	14.71
ROA	%	2.73	2.61	2.43	2.43
Vốn hóa	Tỷ USD	546.54	506.34	195.28	138.85
GTGD	Triệu USD	1.39	0.45	0.09	0.09
LS cổ tức	%	3.10	2.31	1.60	1.95

BloomBerg & YSVN





We Create **Fortune**

## 元大證券（越南）股份公司

### 個人客戶分析部

**Nguyễn Thế Minh**

研究分析經理

+84 28 3622 6868 ext 3826  
minh.nguyen@yuanta.com.vn

**Quách Đức Khánh**

高級分析專員

+84 28 3622 6868 ext 3833  
khanh.quach@yuanta.com.vn

**Nguyễn Trịnh Ngọc Hồng**

分析專員

+84 28 3622 6868 ext 3832  
hong.nguyen@yuanta.com.vn

**Phạm Tân Phát**

高級分析專員

+84 28 3622 6868 ext 3830  
phat.pham@yuanta.com.vn

### 個人客戶業務部

**Nguyễn Thanh Tùng**

總公司業務經理

+84 28 3622 6868 ext 3609  
tung.nguyen@yuanta.com.vn

**Chung Kim Hoa**

華人客戶部經理

+84 28 3622 6868 ext 3828  
hoa.chung@yuanta.com.vn

**Phù Vĩnh Qué**

堤岸分行經理

+84 28 3622 6868  
que.phu@yuanta.com.vn

**Nguyễn Việt Quang**

河內分行經理

+84 28 3622 6868 ext 3404  
quang.nguyen@yuanta.com.vn

**Võ Thị Thu Thủy**

平陽分行經理

+84 28 3622 6868 ext 3505  
thuy.vo@yuanta.com.vn

**Bùi Quốc Phong**

同奈分行經理

+84 28 3622 6868  
phong.bui@yuanta.com.vn

**Nguyễn Đức Hoàn**

河內南部營業中心經理

+84 28 3622 6868 ext 3409  
hoan.nguyen@yuanta.com.vn



We Create **Fortune**

## Appendix A: Important Disclosures

### Analyst Certification

Each research analyst primarily responsible for the content of this research report, in whole or in part, certifies that with respect to each security or issuer that the analyst covered in this report: (1) all of the views expressed accurately reflect his or her personal views about those securities or issuers; and (2) no part of his or her compensation was, is, or will be, directly or indirectly, related to the specific recommendations or views expressed by that research analyst in the research report.

### Ratings Definitions

**BUY:** We have a positive outlook on the stock based on our expected absolute or relative return over the investment period. Our thesis is based on our analysis of the company's outlook, financial performance, catalysts, valuation and risk profile. We recommend investors add to their position.

**HOLD-Outperform:** In our view, the stock's fundamentals are relatively more attractive than peers at the current price. Our thesis is based on our analysis of the company's outlook, financial performance, catalysts, valuation and risk profile.

**HOLD-Underperform:** In our view, the stock's fundamentals are relatively less attractive than peers at the current price. Our thesis is based on our analysis of the company's outlook, financial performance, catalysts, valuation and risk profile.

**SELL:** We have a negative outlook on the stock based on our expected absolute or relative return over the investment period. Our thesis is based on our analysis of the company's outlook, financial performance, catalysts, valuation and risk profile. We recommend investors reduce their position.

**Under Review:** We actively follow the company, although our estimates, rating and target price are under review.

**Restricted:** The rating and target price have been suspended temporarily to comply with applicable regulations and/or Yuanta policies.

Note: Yuanta research coverage with a Target Price is based on an investment period of 12 months. Greater China Discovery Series coverage does not have a formal 12 month Target Price and the recommendation is based on an investment period specified by the analyst in the report.

### Global Disclaimer

© 2018 Yuanta. All rights reserved. The information in this report has been compiled from sources we believe to be reliable, but we do not hold ourselves responsible for its completeness or accuracy. It is not an offer to sell or solicitation of an offer to buy any securities. All opinions and estimates included in this report constitute our judgment as of this date and are subject to change without notice.

This report provides general information only. Neither the information nor any opinion expressed herein constitutes an offer or invitation to make an offer to buy or sell securities or other investments. This material is prepared for general circulation to clients and is not intended to provide tailored investment advice and does not take into account the individual financial situation and objectives of any specific person who may receive this report. Investors should seek financial advice regarding the appropriateness of investing in any securities, investments or investment strategies discussed or recommended in this report. The information contained in this report has been compiled from sources believed to be reliable but no representation or warranty, express or implied, is made as to its accuracy, completeness or correctness. This report is not (and should not be construed as) a solicitation to act as securities broker or dealer in any jurisdiction by any person or company that is not legally permitted to carry on such business in that jurisdiction.

Yuanta research is distributed in the United States only to Major U.S. Institutional Investors (as defined in Rule 15a-6 under the Securities Exchange Act of 1934, as amended and SEC staff interpretations thereof). All transactions by a US person in the securities mentioned in this report must be effected through a registered broker-dealer under Section 15 of the Securities Exchange Act of 1934, as amended. Yuanta research is distributed in Taiwan by Yuanta Securities Investment Consulting. Yuanta research is distributed in Hong Kong by Yuanta Securities (Hong Kong) Co. Limited, which is licensed in Hong Kong by the Securities and Futures Commission for regulated activities, including Type 4 regulated activity (advising on securities). In Hong Kong, this research report may not be redistributed, retransmitted or disclosed, in whole or in part or any form or manner, without the express written