

當日市場：VN-Index 繼續維持 950 點支撐位

2019/6/14

市場走勢 2019/06/13			
市場指數	VNI	HNI	UPCOM
收盤	950.08	103.50	54.97
%日	-0.43%	-0.06%	-0.27%
%週	0.29%	0.02%	1.06%
%月	0.17%	-2.17%	-0.05%
%年	-6.52%	-11.10%	4.00%
<b>成交值(十億盾)</b>			
當日	3,299	221	186
日均量/週	3,269	267	273
日均量/月	3,778	375	311
<b>外資進出</b>			
買進	379.85	7.44	44.48
賣出	458.89	0.78	21.45
買賣超	-79.04	6.66	23.03
<b>市場漲跌家數</b>			
上漲	116	51	184
下跌	159	66	106
持平	111	255	591
<b>市場指標</b>			
P/E	16.60	9.34	17.45
總市值 (兆盾)	3,252	188	971
股息殖利率	4.91%	3.33%	7.31%

資料源: Bloomberg – YSVN

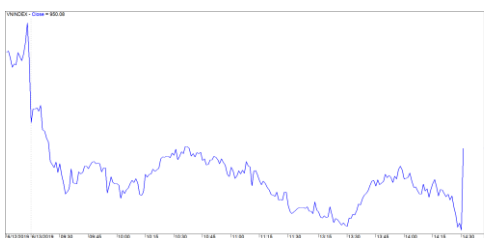
市場走勢

越南股市連續第二盤盤整。然而，到了盤尾，低接買盤有助於 VN-Index 收窄跌幅至 0.43%，收報 950.08 點，HNX 指數下跌 0.06%，收報 103.5 點，Upcom 指數跌失 0.27%，收報 54.97 點。現金流繼續維持低位，三大證交所成交值接近 2.7 兆越盾。

隨著 VN30 和 VN MID 指數分別下跌 0.66% 和 0.15%，市值大與中性市值繼續成為當天交投的焦點。具體，VNM，DHG，PNJ，HVN，NVL，FPT 下跌。相反，銀行支柱股相當穩定，VCB，EIB，VPB，BID 略有上漲。我們發現盤尾時低接買盤的需求較活躍，且集中到 GAS，VHM，ROS，GMD，MBB。投機性現金流相當積極流入 DLG，AMD，TWO，DRH 等微盈。因此，VNSML 指數小幅上漲 0.12%。

外資在三大證交易所繼續賣超接近 500 億越盾。SCS（480 億越盾），VEA（130 億越盾），BVH（110 億越盾）是最受歡迎的 3 支股。而遭拋售的前三名個股是 VHM（930 億越盾），VNM（280 億越盾），HPG（240 億越盾）。

VNINDEX



HNIINDEX



短線市場觀點

我們預計 VN-Index 可能在 950 點支撐位附近繼續波動，並可能在今天交易日略有回升。積極點是，拋售壓力不強，低接買盤有趨於增加。同時，投資者的情緒相當中性，但股票比重繼續小幅上升，表明了現金流有所分散儘管市場仍處於下跌勢頭。

我們的趨勢指標仍維持兩大股指短期趨勢下跌，阻力線位於 VN-index 的 964.52 點和 HNX-Index 的 105.16 點。因此，從謹慎角度來看，我們建議短線投資者可繼續觀市，並限制在目前價位拋售。同時，也宜按照所建議的低比重開新買位。

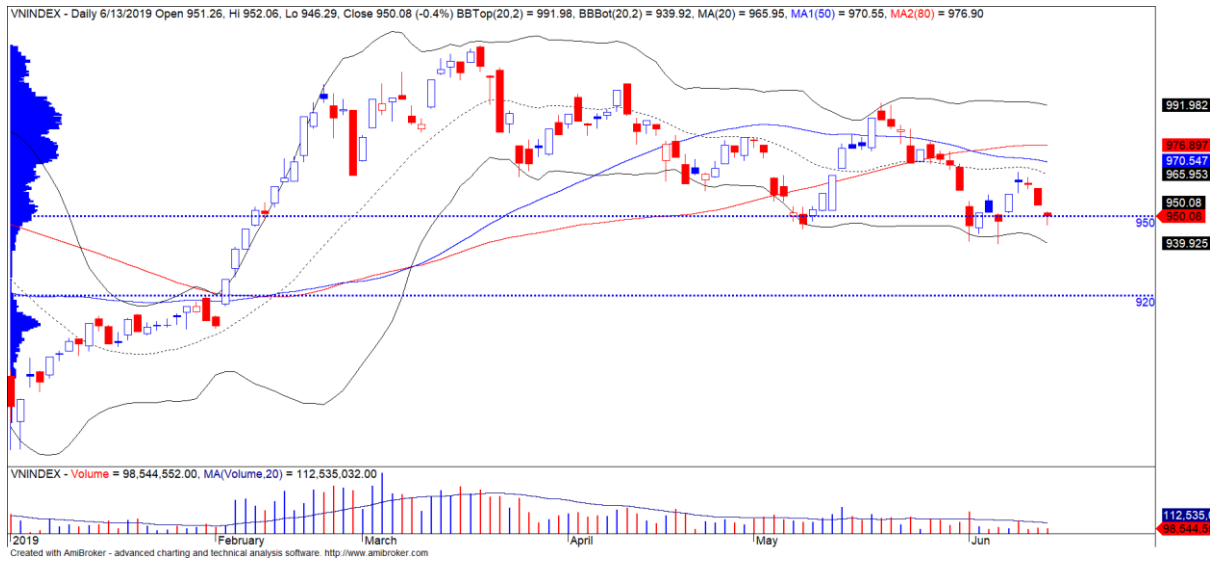
建議短線投資比重：35% 股票 / 65% 現金

(股票趨勢追蹤圖在下一頁內更新)



We Create Fortune

### 技術分析圖



指數技術分析圖 VN-Index



指數技術分析圖 HNX-Index

指數	短期趨勢	中期趨勢	阻力區 1	阻力區 2	支撐區 1	支撐區 2
VN-Index	下跌	上漲	1,000	1,025	965	953
HNX-Index	下跌	下跌	108	110	105	101
VN30	下跌	上漲	895	935	877	863
VNMidcaps	上漲	上漲	992	1,030	969	963
VNSmallcaps	上漲	上漲	835	845	822	804

We Create Fortune

## 股票趨勢追蹤表

股票	價格	短期趨勢	中期趨勢	短期買進價格	短期止損	暫計短期利潤%	短期訊號	中期買進價格	中期止損	暫計中期獲利%	中期訊號
AAA	17,850	下跌	上漲		18,216			16,850	16,230	5.93%	
ACB	28,600	下跌	下跌		29,401				31,844		
ACV	80,700	下跌	上漲		81,821			90,000	79,578	-10.33%	
ANV	27,100	下跌	下跌		29,420			30,000	27,127	-9.58%	
ASM	7,040	下跌	下跌		7,326				8,419		
BFC	20,200	下跌	下跌		21,109				23,675		
BID	31,500	下跌	上漲		32,443			33,400	31,227	-5.69%	
BMP	44,000	上漲	下跌	44,500	42,236	-1.12%			48,516		
BSR	13,000	下跌	下跌		13,634				14,995		
BVH	80,000	上漲	下跌	79,000	76,925	1.27%			85,113		
BWE	26,400	上漲	上漲	25,850	25,593	2.13%		20,000	24,073	32.00%	
CEO	11,900	上漲	下跌	11,900	11,228	0.00%			13,106		
CII	22,800	下跌	下跌		23,393				25,256		
CMG	35,800	上漲	上漲	37,800	34,476	-5.29%		23,200	31,773	54.31%	
CMX	22,300	下跌	上漲		24,056			5,910	21,617	277.33%	
CSM	15,300	上漲	上漲	15,250	14,746	0.33%		14,390	14,225	6.32%	
CTD	104,300	下跌	下跌		110,560				126,026		
CTG	20,150	下跌	上漲		20,823			22,700	19,639	-11.23%	
CTI	23,500	上漲	下跌	23,800	22,663	-1.26%			25,172		
CTR	27,500	下跌	N/A		28,535				4,134		
CVT	18,400	下跌	下跌		19,318				21,875		
DCM	8,260	下跌	下跌		8,489				9,161		
DGC	28,800	下跌	下跌		30,047				35,013		
DGW	21,400	下跌	下跌		22,434				24,255		
DHA	35,400	上漲	上漲	32,250	33,969	9.77%		29,100	32,885	21.65%	
DHC	43,450	上漲	上漲	40,900	41,520	6.23%		35,200	35,701	23.44%	
DHG	109,200	下跌	下跌	115,900	111,777	-3.56%	賣出	93,000	109,338	17.57%	
DIG	13,650	下跌	下跌		14,291				15,650		
DPG	38,050	下跌	上漲		40,482			40,018	34,775	-4.92%	
DPM	17,350	下跌	下跌		18,145				19,712		
DPR	45,000	上漲	上漲	43,400	42,386	3.69%		42,500	38,294	5.88%	
DQC	18,400	下跌	下跌		19,436				22,049		

We Create Fortune

<b>DRC</b>	19,250	下跌	下跌		20,469				22,990		
<b>DXG</b>	18,400	下跌	下跌		18,864				21,621		
<b>EIB</b>	18,250	上漲	上漲	17,800	17,455	2.53%		14,700	16,352	24.15%	
<b>FCN</b>	14,350	下跌	上漲		14,704			16,050	13,649	-10.59%	
<b>FMC</b>	28,300	上漲	下跌	28,950	27,778	-2.25%			30,886		
<b>FPT</b>	44,550	上漲	上漲	45,200	43,802	-1.44%		46,000	42,214	-3.15%	
<b>GAS</b>	101,500	下跌	下跌		105,433			101,000	101,898	0.89%	
<b>GEX</b>	22,400	上漲	上漲	22,900	21,903	-2.18%		24,700	21,615	-9.31%	
<b>GIL</b>	31,500	下跌	下跌		32,780				36,813		
<b>GMD</b>	26,000	下跌	下跌		26,879				27,993		
<b>GTN</b>	18,900	下跌	上漲		19,940			15,000	16,369	26.00%	
<b>GVR</b>	13,900	上漲	下跌	13,500	12,119	2.96%			N/A		
<b>HAG</b>	4,970	下跌	下跌		5,120				5,814		
<b>HAX</b>	13,700	下跌	下跌		14,225				15,510		
<b>HBC</b>	15,800	下跌	下跌		16,766				18,315		
<b>HCM</b>	23,250	下跌	下跌		24,414				27,107		
<b>HDB</b>	26,600	上漲	下跌	27,600	25,944	-3.62%			29,637		
<b>HDC</b>	14,850	上漲	上漲	15,250	14,314	-2.62%		15,250	14,400	-2.62%	買進
<b>HDG</b>	32,000	上漲	下跌	32,700	30,867	-2.14%			43,194		
<b>HNG</b>	15,300	下跌	下跌		15,569				16,554		
<b>HPG</b>	23,000	下跌	下跌		24,082			26,098	23,082	-11.56%	賣出
<b>HSG</b>	7,770	下跌	上漲		8,080			9,300	7,015	-16.45%	
<b>HT1</b>	15,750	下跌	上漲		16,718			14,800	15,465	6.42%	
<b>HUT</b>	2,800	下跌	下跌		3,047				3,640		
<b>HVN</b>	42,150	下跌	上漲		43,597			39,000	38,265	8.08%	
<b>KBC</b>	14,450	上漲	下跌	14,300	14,146	1.05%			15,013		
<b>KDH</b>	23,800	上漲	下跌	30,900	23,253	-22.98%			32,661		
<b>KSB</b>	22,100	下跌	下跌		22,402				26,296		
<b>LCG</b>	10,050	下跌	下跌		10,292				11,817		
<b>LDG</b>	8,850	下跌	下跌		9,170				10,794		
<b>LHG</b>	19,250	下跌	上漲		19,948			19,300	17,020	-0.26%	
<b>LPB</b>	7,800	下跌	下跌		8,179				8,909		
<b>LSS</b>	5,360	下跌	下跌		5,629				5,906		
<b>MBB</b>	20,600	下跌	上漲		20,956			21,850	20,106	-5.72%	
<b>MPC</b>	33,100	下跌	下跌		37,908				47,772		
<b>MSN</b>	84,500	下跌	上漲		88,270			89,000	80,742	-5.06%	

We Create Fortune

MSR	19,400	下跌	下跌		21,151				20,715		
MWG	89,400	上漲	上漲	88,300	87,404	1.25%		88,700	80,841	0.79%	
NDN	14,700	上漲	上漲	14,100	14,190	4.26%		13,700	12,682	7.30%	
NKG	6,180	下跌	下跌		6,451				7,401		
NLG	29,450	上漲	上漲	29,700	28,321	-0.84%		28,700	28,115	2.61%	
NT2	26,500	下跌	下跌		27,872				29,219		
NTL	22,450	上漲	上漲	22,950	21,392	-2.18%		10,450	21,175	114.83%	
NVL	59,000	上漲	下跌	58,100	58,693	1.55%			62,332		
OIL	12,300	下跌	下跌		13,116				14,359		
PAC	36,900	上漲	下跌	38,000	36,036	-2.89%			39,387		
PC1	23,400	下跌	下跌		24,068				25,195		
PDR	24,700	上漲	上漲	24,100	24,343	2.49%		29,000	22,587	-14.83%	
PHR	57,500	下跌	上漲		59,085			24,000	50,969	139.58%	
PLX	61,500	下跌	上漲		64,103			62,400	58,426	-1.44%	
PNJ	74,700	下跌	上漲		79,421			104,000	72,834	-28.17%	
POW	15,600	上漲	上漲	15,200	15,513	2.63%		15,700	13,783	-0.64%	
PVT	16,550	下跌	下跌		17,034				17,615		
PPC	27,250	下跌	上漲		27,691			19,700	24,232	38.32%	
PTB	68,000	上漲	上漲	66,600	65,562	2.10%		64,000	59,893	6.25%	
PVB	18,900	下跌	上漲		19,413			20,100	16,786	-5.97%	
PVD	18,300	下跌	上漲		19,473			18,500	17,783	-1.08%	
PVI	36,000	下跌	上漲		37,904			33,000	35,916	9.09%	賣出
PVS	22,200	下跌	上漲		22,987			21,100	21,468	5.21%	
PXS	4,860	下跌	上漲		5,036			4,850	4,262	0.21%	
QNS	30,500	下跌	下跌		31,285				34,373		
REE	32,050	下跌	上漲		32,776			33,325	31,114	-3.83%	
SAB	274,000	上漲	上漲	253,000	263,945	8.30%		245,000	239,225	11.84%	
SAM	7,760	下跌	上漲	7,580	7,832	3.33%	賣出	7,400	7,073	4.86%	
SCR	7,470	上漲	下跌	7,500	7,255	-0.40%			7,611		
SHI	8,300	上漲	上漲	8,140	7,800	1.97%		6,990	6,728	18.74%	
SJS	19,300	上漲	下跌	18,300	17,050	5.46%			19,930		
SKG	14,300	上漲	下跌	13,950	14,023	2.51%			14,892		
SSI	24,800	下跌	下跌		25,496				27,560		
STB	11,600	下跌	上漲		12,018			13,000	11,486	-10.77%	
TCB	21,150	下跌	下跌		22,261				N/A		
TCM	26,700	下跌	下跌		28,220				31,609		

We Create Fortune

TDH	12,800	上漲	上漲	11,700	12,227	9.40%		11,650	10,730	9.87%	
TLH	5,030	下跌	上漲		5,128			5,390	4,797	-6.68%	
TNG	19,000	下跌	下跌		19,816			12,000	19,605	63.37%	
VCB	67,300	下跌	上漲		68,529			62,000	62,992	8.55%	
VCG	26,400	下跌	上漲		26,997			19,200	23,906	37.50%	
VCS	61,600	上漲	下跌	63,100	60,416	-2.38%			69,165		
VGC	20,050	下跌	下跌		20,742				21,647		
VGT	11,000	上漲	下跌	12,000	10,694	-8.33%			13,091		
VHC	86,000	下跌	下跌		91,688				98,373		
VHM	80,000	下跌	下跌		83,042				92,698		
VIB	16,400	下跌	下跌		17,016			19,700	16,801	-14.71%	
VIC	115,500	上漲	上漲	113,000	114,447	2.21%		112,000	108,251	3.13%	
VIP	5,690	下跌	下跌		5,848				6,251		
VJC	121,600	上漲	上漲	114,400	120,771	6.29%		124,500	113,051	-2.33%	
VND	15,600	下跌	下跌		15,861				17,817		
VNG	20,800	上漲	下跌	20,600	19,995	0.97%			22,478		
VNM	123,200	下跌	下跌		129,343				137,861		
VPB	18,200	下跌	下跌		18,473				20,574		
VPI	42,150	上漲	下跌	41,750	40,919	0.96%			43,124		
VRC	16,300	下跌	下跌		16,890				18,617		
VRE	34,700	下跌	上漲		35,633			35,000	31,101	-0.86%	

### LARGECAPS 大型股票趨勢追蹤表

股票	價格	短期趨勢	中期趨勢	短期買進價格	短期止損	暫計短期利潤%	短期訊號	中期買進價格	中期止損	暫計中期獲利%	中期訊號
ACB	28,600	下跌	下跌		29,401				31,844		
BID	31,500	下跌	上漲		32,443			33,400	31,227	-5.69%	
BSR	13,000	下跌	下跌		13,634				14,995		
BVH	80,000	上漲	下跌	79,000	76,925	1.27%			85,113		
CTG	20,150	下跌	上漲		20,823			22,700	19,639	-11.23%	
EIB	18,250	上漲	上漲	17,800	17,455	2.53%		14,700	16,352	24.15%	
FPT	44,550	上漲	上漲	45,200	43,802	-1.44%		40,997	42,214	8.67%	
GAS	101,500	下跌	下跌		105,433			99,026	101,898	2.90%	
HDB	26,600	上漲	下跌	27,600	25,944	-3.62%			29,637		
HNG	15,300	下跌	下跌		15,569				16,554		
HPG	23,000	下跌	下跌		24,082			26,098	23,082	-11.56%	賣出

We Create Fortune

HVN	42,150	下跌	上漲		43,597			39,000	38,265	8.08%	
KDH	23,800	上漲	下跌	30,900	23,253	-22.98%			32,661		
MBB	20,600	下跌	上漲		20,956			21,271	20,106	-3.16%	
MSN	84,500	下跌	上漲		88,270			89,000	80,742	-5.06%	
MWG	89,400	上漲	上漲	88,300	87,404	1.25%		88,700	80,841	0.79%	
NVL	59,000	上漲	下跌	58,100	58,693	1.55%			62,332		
OIL	12,300	下跌	下跌		13,116				14,359		
PLX	61,500	下跌	N/A		64,103			62,400	58,426	-1.44%	
PNJ	74,700	下跌	上漲		79,421			77,881	72,834	-4.08%	
POW	15,600	上漲	上漲	15,200	15,513	2.63%		15,700	13,783	-0.64%	
PVS	22,200	下跌	上漲		22,987			21,100	21,468	5.21%	
QNS	30,500	下跌	下跌		31,285				34,373		
REE	32,050	下跌	上漲		32,776			33,325	31,114	-3.83%	
ROS	30,100	下跌	上漲		31,694			34,800	27,327	-13.51%	
SSI	24,800	下跌	下跌		25,496				27,560		
STB	11,600	下跌	上漲		12,018			13,000	11,486	-10.77%	
TCB	21,150	下跌	下跌		22,261				25,293		
TPB	25,400	上漲	下跌	22,500	24,076	12.89%			N/A		
VCB	67,300	下跌	上漲		68,529			62,000	62,992	8.55%	
VCG	26,400	下跌	上漲		26,997			18,441	23,906	43.16%	
VEA	56,800	上漲	下跌	50,000	53,656	13.60%			N/A		
VGI	27,400	下跌	下跌		29,042				N/A		
VHM	80,000	下跌	下跌		83,042				92,698		
VIB	16,400	下跌	下跌		17,016			19,036	16,801	-11.74%	
VIC	115,500	上漲	上漲	113,000	114,447	2.21%		112,000	108,251	3.13%	
VJC	121,600	上漲	上漲	114,400	120,771	6.29%		124,500	113,051	-2.33%	
VNM	123,200	下跌	下跌		129,343				137,861		
VPB	18,200	下跌	下跌		18,473				20,574		
VRE	34,700	下跌	上漲		35,633			33,996	31,101	2.07%	

### MIDCAPS 中型股票趨勢追蹤表

股票	價格	短期趨勢	中期趨勢	短期買進價格	短期止損	暫計短期利潤%	短期訊號	中期買進價格	中期止損	暫計中期獲利%	中期訊號
AAA	17,850	下跌	上漲		18,216			16,850	16,230	5.93%	
ANV	27,100	下跌	下跌		29,420			30,000	27,127	-9.58%	
ASM	7,040	下跌	下跌		7,326				8,419		
BMP	44,000	上漲	下跌	44,500	42,236	-1.12%			48,516		

We Create Fortune

<b>BWE</b>	26,400	上漲	上漲	25,850	25,593	2.13%		19,440	24,073	35.80%	
<b>C4G</b>	8,600	下跌	#N/A		9,632				#N/A		
<b>CEO</b>	11,900	上漲	下跌	11,900	11,228	0.00%			13,106		
<b>CII</b>	22,800	下跌	下跌		23,393				25,256		
<b>CRE</b>	24,800	下跌	#N/A		25,084				#N/A		
<b>CTI</b>	23,500	上漲	下跌	23,800	22,663	-1.26%			25,172		
<b>CTR</b>	27,500	下跌	#N/A		28,535				#N/A		
<b>DCM</b>	8,260	下跌	下跌		8,489				9,161		
<b>DHC</b>	43,450	上漲	上漲	40,900	41,520	6.23%		35,200	35,701	23.44%	
<b>DIG</b>	13,650	下跌	下跌		14,291				15,650		
<b>DPM</b>	17,350	下跌	下跌		18,145				19,712		
<b>DRC</b>	19,250	下跌	下跌		20,469				22,990		
<b>DXG</b>	18,400	下跌	下跌		18,864				21,621		
<b>E1VFN30</b>	14,300	下跌	下跌		14,678				15,587		
<b>FCN</b>	14,350	下跌	上漲		14,704			16,050	13,649	-10.59%	
<b>FLC</b>	4,360	下跌	下跌		4,496				5,024		
<b>FTM</b>	23,800	下跌	上漲		24,581			16,250	21,483	46.46%	
<b>GEG</b>	21,300	下跌	上漲		22,352			12,900	20,497	65.12%	
<b>GEX</b>	22,400	上漲	上漲	22,900	21,903	-2.18%		24,700	21,615	-9.31%	
<b>GMD</b>	26,000	下跌	下跌		26,879				27,993		
<b>GTN</b>	18,900	下跌	上漲		19,940			15,000	16,369	26.00%	
<b>GVR</b>	13,900	上漲	#N/A	13,500	12,119	2.96%			#N/A		
<b>HAG</b>	4,970	下跌	下跌		5,120				5,814		
<b>HBC</b>	15,800	下跌	下跌		16,766				18,315		
<b>HCM</b>	23,250	下跌	下跌		24,414				27,107		
<b>HDG</b>	32,000	上漲	下跌	32,700	30,867	-2.14%			43,194		
<b>HPX</b>	26,600	上漲	#N/A	26,800	26,092	-0.75%			#N/A		
<b>HSG</b>	7,770	下跌	上漲		8,080			8,452	7,015	-8.07%	
<b>HT1</b>	15,750	下跌	上漲		16,718			14,800	15,465	6.42%	
<b>IBC</b>	22,050	上漲	上漲	20,900	20,736	5.50%		24,900	19,303	-11.45%	
<b>IDI</b>	7,400	下跌	上漲		7,951			9,150	7,253	-19.13%	
<b>IJC</b>	10,700	下跌	下跌		10,768				11,501		
<b>ITA</b>	3,030	下跌	上漲		3,257			3,200	2,749	-5.31%	
<b>KBC</b>	14,450	上漲	下跌	14,300	14,146	1.05%			15,013		
<b>KSB</b>	22,100	下跌	下跌		22,402				26,296		
<b>LDG</b>	8,850	下跌	下跌		9,170				10,794		
<b>LPB</b>	7,800	下跌	下跌		8,179				8,909		
<b>MBS</b>	15,600	上漲	#N/A	15,800	15,400	-1.27%		16,000	#N/A	#N/A	

We Create Fortune

MPC	33,100	下跌	下跌		37,908			47,772			
NBB	21,600	上漲	上漲	19,300	20,952	11.92%		21,500	18,704	0.47%	
NKG	6,180	下跌	下跌		6,451				7,401		
NLG	29,450	上漲	上漲	29,700	28,321	-0.84%		28,700	28,115	2.61%	
NT2	26,500	下跌	下跌		27,872				29,219		
NTC	#####	上漲	#N/A	112,000	139,469	27.68%		120,000	#N/A	#N/A	
NTL	22,450	上漲	上漲	22,950	21,392	-2.18%		9,331	21,175	140.59%	
NVB	8,100	下跌	下跌		8,436				9,493		
OGC	4,040	下跌	下跌		4,378				4,794		
PC1	23,400	下跌	下跌		24,068				25,195		
PDR	24,700	上漲	上漲	24,100	24,343	2.49%		23,595	22,587	4.68%	
PHR	57,500	下跌	上漲		59,085			22,864	50,969	151.48%	
PPC	27,250	下跌	上漲		27,691			17,422	24,232	56.41%	
PTB	68,000	上漲	上漲	66,600	65,562	2.10%		60,780	59,893	11.88%	
PVD	18,300	下跌	上漲		19,473			18,500	17,783	-1.08%	
PVI	36,000	下跌	上漲		37,904			31,325	35,916	14.92%	賣出
PVT	16,550	下跌	下跌		17,034				17,615		
QCG	4,980	下跌	上漲		5,192			5,910	4,638	-15.74%	
SAM	7,760	下跌	上漲	7,600	7,832	3.05%	賣出	7,400	7,073	4.86%	
SBT	17,150	下跌	下跌		17,652				19,311		
SCR	7,470	上漲	下跌	7,500	7,255	-0.40%			7,611		
SHB	7,000	下跌	下跌		7,296				7,880		
SHS	11,800	上漲	上漲	11,900	11,244	-0.84%		12,100	10,571	-2.48%	
SJS	19,300	上漲	下跌	18,300	17,050	5.46%			19,930		
STK	24,000	下跌	上漲		25,394			17,000	21,313	41.18%	
SZC	20,200	上漲	#N/A	16,750	19,281	20.60%			#N/A		
TCH	21,000	上漲	上漲	21,700	20,865	-3.23%		21,000	20,591	0.00%	
TCM	26,700	下跌	下跌		28,220				31,609		
TNG	19,000	下跌	下跌		19,816			12,000	19,605	63.37%	
TTB	22,550	下跌	上漲		24,320			23,700	22,218	-4.85%	
VCI	32,600	上漲	下跌	32,100	31,124	1.56%			36,212		
VGT	11,000	上漲	#N/A	12,000	10,694	-8.33%			#N/A		
VHC	86,000	下跌	下跌		91,688				98,373		
VND	15,600	下跌	下跌		15,861				17,817		
VNG	20,800	上漲	下跌	20,600	19,995	0.97%			22,478		
VPI	42,150	上漲	下跌	41,750	40,919	0.96%			42,859		

We Create Fortune

SMALLCAPS 小型股票趨勢追蹤表

股票	價格	短期趨勢	中期趨勢	短期買進價格	短期止損	暫計短期利潤%	短期訊號	中期買進價格	中期止損	暫計中期獲利%	中期訊號
AAV	10,100	下跌	#N/A		10,427			16,850	#N/A	#N/A	
AGR	3,790	上漲	上漲	3,890	3,584	-2.57%		3,990	3,542	-5.01%	
AMD	1,890	上漲	下跌	1,770	1,626	6.78%			2,174		
APG	7,850	下跌	下跌		8,107				9,066		
ART	2,600	下跌	下跌		2,795				3,493		
BCC	8,100	下跌	上漲		8,435			7,700	7,657	5.19%	
BCG	5,740	下跌	上漲		6,008			6,390	5,406	-10.17%	
C69	10,300	上漲	上漲	8,800	10,112	17.05%		5,300	8,706	94.34%	
CCL	4,800	上漲	上漲	3,550	4,442	35.21%		3,460	3,627	38.73%	
CRC	14,800	下跌	下跌		15,713				19,005		
CVT	18,400	下跌	下跌		19,318				21,875		
DAG	6,500	下跌	下跌		6,710				7,406		
DAH	8,400	下跌	上漲		8,609			4,664	7,386	80.10%	
DGW	21,400	下跌	下跌		22,434				24,255		
DLG	1,450	上漲	下跌	1,450	1,434	0.00%	買進		1,709		
DRH	6,840	上漲	下跌	6,840	6,504	0.00%	買進		8,288		
DTD	14,700	上漲	上漲	15,000	12,743	-2.00%		12,900	11,089	13.95%	
EVG	2,740	下跌	下跌		2,876				3,023		
FIT	3,280	上漲	上漲	3,280	3,272	0.00%	買進	3,640	2,853	-9.89%	
GKM	15,200	下跌	上漲		15,566			11,425	14,952	33.05%	
HAH	12,000	下跌	下跌	12,300	12,031	-2.19%	賣出		12,668		
HAI	1,820	上漲	下跌	1,710	1,555	6.43%			1,991		
HAP	3,620	下跌	上漲		3,730			3,670	3,246	-1.36%	
HAR	4,180	上漲	上漲	3,250	3,919	28.62%		3,710	3,262	12.67%	
HCD	3,820	下跌	下跌		4,048				4,858		
HDA	9,900	下跌	下跌		10,448			10,400	10,481	0.77%	賣出
HDC	14,850	上漲	上漲	15,250	14,314	-2.62%		15,250	14,400	-2.62%	買進
HHP	16,900	下跌	#N/A		18,146				#N/A		
HHS	3,600	下跌	下跌		3,668				3,973		
HII	12,850	下跌	下跌		13,382				14,744		
HQC	1,400	上漲	下跌	1,430	1,357	-2.10%			1,536		
HSL	9,300	下跌	下跌	9,600	9,952	3.66%	賣出		11,235		
HUT	2,800	下跌	下跌		3,047				3,640		
HVG	3,030	下跌	下跌		3,759				5,713		

We Create Fortune

HVH	25,150	下跌	#N/A		26,080				#N/A		
JVC	3,050	下跌	上漲		3,169			3,280	2,981	-7.01%	
KLF	1,600	下跌	下跌		1,707				1,937		
KMR	3,100	下跌	上漲	3,450	3,380	-2.04%	賣出	3,680	2,649	-15.76%	
LCG	10,050	下跌	下跌		10,292				11,817		
LGL	10,800	上漲	上漲	10,400	10,002	3.85%		7,113	8,529	51.83%	
LHG	19,250	下跌	上漲		19,948			19,300	17,020	-0.26%	
LMH	16,550	上漲	#N/A	15,550	15,839	6.43%			#N/A		
MST	2,900	下跌	下跌		3,510				4,774		
NDN	14,700	上漲	上漲	14,100	14,190	4.26%		13,104	12,682	12.18%	
PHC	13,100	下跌	上漲		13,344			14,450	12,650	-9.34%	
PVB	18,900	下跌	上漲		19,413			20,100	16,786	-5.97%	
PVC	7,000	下跌	上漲		7,387			7,100	6,199	-1.41%	
PXL	6,000	下跌	下跌		6,841				7,604		
PXS	4,860	下跌	上漲		5,036			4,850	4,262	0.21%	
QBS	3,030	下跌	下跌		3,330				3,619		
SFG	17,700	上漲	上漲	17,600	16,537	0.57%		11,494	14,905	53.99%	
SHI	8,300	上漲	上漲	8,800	7,800	-5.68%		6,233	6,728	33.17%	
SJF	2,910	下跌	下跌		3,188				4,781		
SKG	14,300	上漲	下跌	13,950	14,023	2.51%			14,892		
TDH	12,800	上漲	上漲	11,700	12,227	9.40%		11,650	10,730	9.87%	
TIG	3,600	下跌	上漲		3,935			3,200	3,029	12.50%	
TLD	5,450	下跌	下跌		5,872				6,758		
TLH	5,030	下跌	上漲		5,128			5,850	4,797	-14.02%	
TNI	12,100	上漲	上漲	11,350	11,400	6.61%			12,010		
TTF	3,350	下跌	上漲		3,397			3,990	3,028	-16.04%	
TTH	4,400	下跌	上漲		4,501			5,273	4,217	-16.55%	
TVB	17,500	下跌	下跌		17,914				20,422		
TVC	12,000	下跌	下跌		12,895			9,400	12,451	32.46%	
VC3	23,300	上漲	上漲	23,100	22,538	0.87%		22,000	21,070	5.91%	
VCR	24,800	上漲	上漲	13,300	21,584	86.47%		3,900	17,322	535.90%	
VNE	4,140	下跌	上漲		4,273			4,650	3,958	-10.97%	
VPG	20,600	上漲	上漲	20,400	18,772	0.98%		20,456	18,842	0.71%	
VRC	16,300	下跌	下跌		16,890				18,617		
YBM	10,750	下跌	下跌		10,965				13,059		



We Create Fortune

胡志明市交易所 (HSX)

	收盤	漲跌%
VNI	950.08	-0.43%
VN30	859.68	-0.66%
VN Mid	967.59	-0.15%
VN Small	815.6	0.12%

河內交易所 (HSX)

	收盤	漲跌%
HNI	103.5	-0.06%
HN30	189.15	-0.11%
VNX AllSh	844.39	-0.66%

UPCOM 市場 (UPCoM)

	收盤	漲跌%
UPCoM	54.97	-0.27%

外資交易	成交值(十億盾)	
買進	379.85	
賣出	458.89	
買超/賣超	-79.04	

外資交易	成交值(十億盾)	
買進	7.44	
賣出	0.78	
買超/賣超	6.66	

外資交易	成交值(十億盾)	
買進	44.48	
賣出	21.45	
買超/賣超	23.03	

上漲排名/股碼	漲跌(VND)	漲跌%
VPH	450	6.87%
SJS	1100	6.04%
NTL	750	3.46%
AST	2200	3.38%
NAF	500	2.94%

上漲排名/股碼	漲跌(VND)	漲跌%
TNG	300	1.60%
PVS	100	0.45%
ACB	100	0.35%
DGC	100	0.35%
CEO	0	0.00%

上漲排名/股碼	漲跌(VND)	漲跌%
KOS	1300	5.73%
DRI	400	5.00%
SNZ	1000	4.22%
GVR	300	2.21%
VEA	700	1.25%

下跌排名/股碼	漲跌(VND)	漲跌%
HVG	-220	-6.77%
CMG	-1400	-3.76%
TCH	-750	-3.45%
D2D	-4000	-2.99%
SRC	-800	-2.99%

下跌排名/股碼	漲跌(VND)	漲跌%
L14	-1700	-3.65%
VCR	-800	-3.13%
LAS	-200	-2.50%
NVB	-100	-1.22%
VCS	-700	-1.12%

下跌排名/股碼	漲跌(VND)	漲跌%
BHA	-800	-5.80%
PXL	-300	-4.76%
NTC	-6600	-4.41%
MPC	-1300	-3.78%
C4G	-300	-3.37%

\*備註：市值>5,000 億盾；成交值>15 億盾

市值排名/股碼	十億盾	
VIC	397,873	
VHM	267,961	
VCB	248,495	
VNM	218,022	
GAS	194,266	

市值排名/股碼	十億盾	
ACB	35,544	
VCG	11,661	
PVS	10,563	
VCS	9,769	
SHB	8,422	

市值排名/股碼	十億盾	
ACV	175,608	
VGI	83,687	
VEA	74,506	
MCH	60,932	
GVR	54,512	

交易量排名/股碼	成交值	30 日均
EIB	10,877,978	4,607,013
ROS	10,737,350	9,962,357
SMA	9,650,040	150,316
TPB	6,805,544	1,380,873
TCB	5,270,890	2,736,686

交易量排名/股碼	成交值	30 日均
SHB	3,964,757	4,205,967
PVS	2,467,519	3,609,982
NVB	1,222,300	551,175
AAV	1,084,818	230,018
MST	949,700	1,126,175

交易量排名/股碼	成交值	30 日均
GVR	1,674,617	750,562
FRM	1,140,900	257,427
BSR	834,370	1,769,419
PPI	700,020	143,981
VEA	554,316	445,636

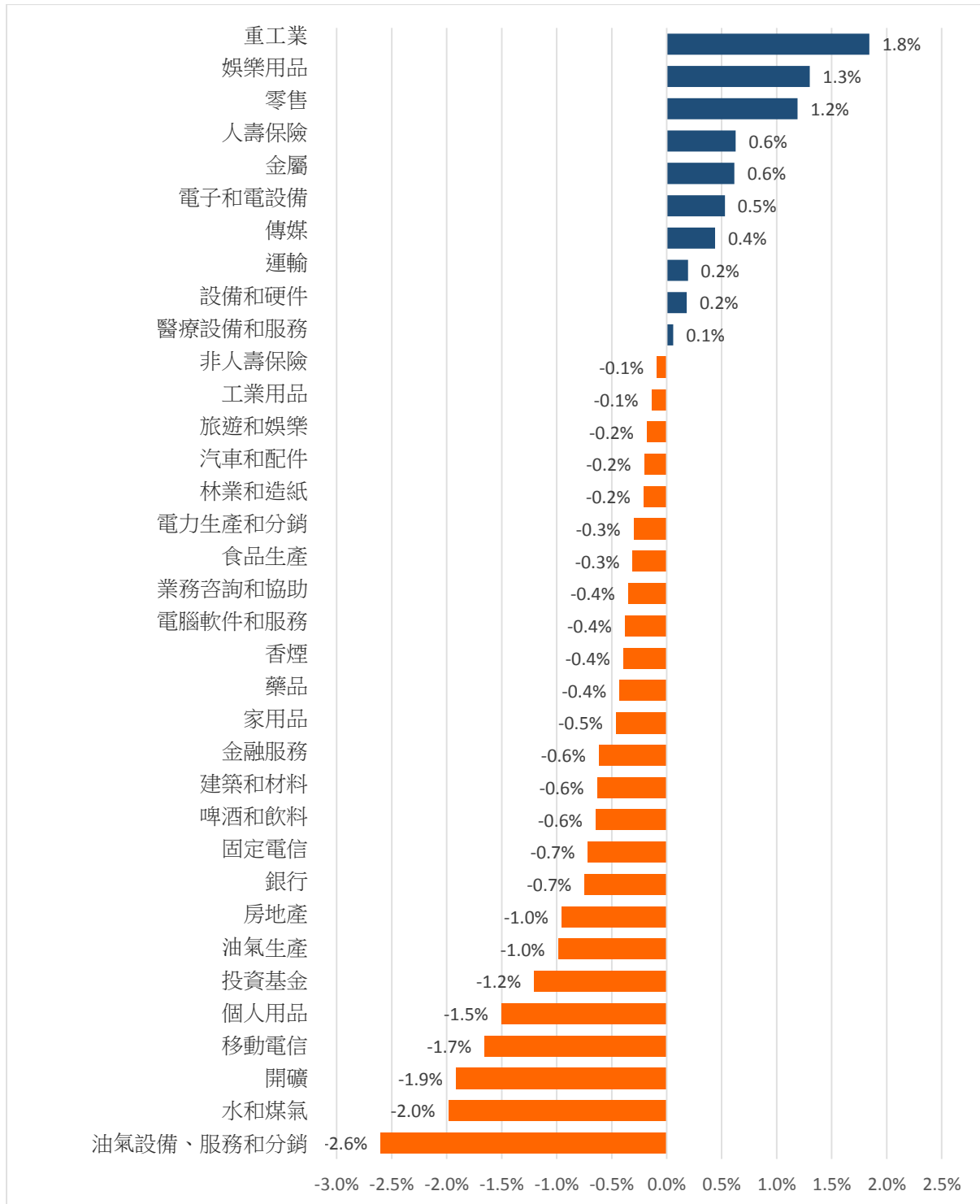
資料源: Bloomberg & Yuanta Research

資料源: Bloomberg & Yuanta Research

資料源: Bloomberg & Yuanta Research

We Create Fortune

## 各行業板塊的交易走勢



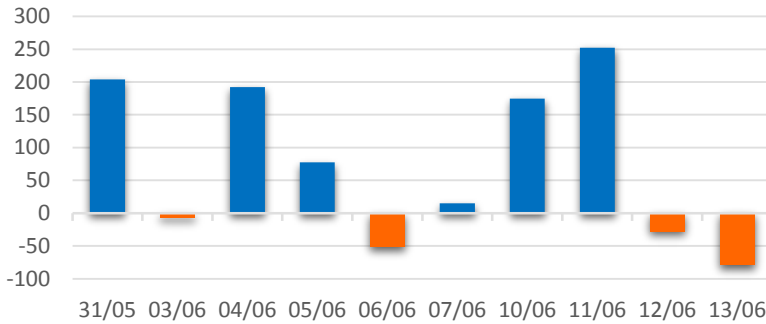
資料源: FiinPro – YSVN



We Create Fortune

## 外資買進賣統計

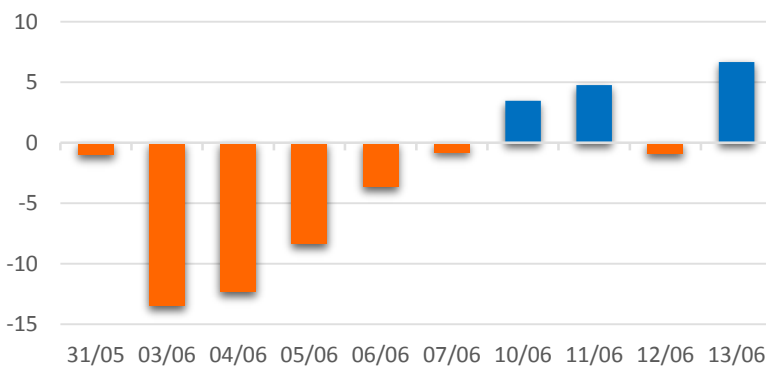
HSX 外資每日買/賣超



證券代碼	買超金額 (百萬盾)	證券代碼	賣超金額 (百萬盾)
SCS	47,887	VHM	93,467
BVH	11,418	VNM	28,433
AST	9,776	HPG	24,160
VCB	9,307	POW	9,480
VCI	6,565	DPM	9,139

HSX 外資買/賣 超的前 5 名

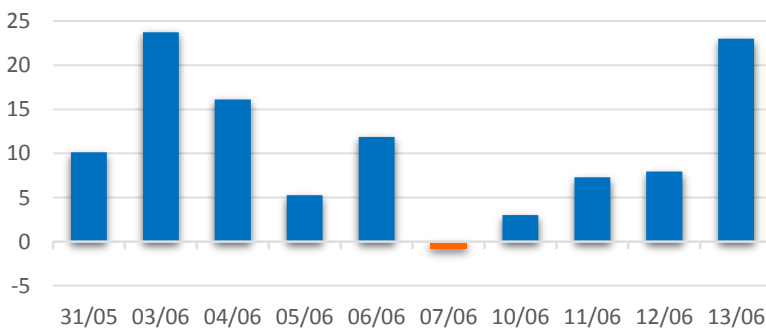
HNX 外資每日買/賣超



證券代碼	買超金額 (百萬盾)	證券代碼	賣超金額 (百萬盾)
SHB	4,221	DBC	327
CEO	1,795	PMP	149
TNG	1,090	CSC	123
TTT	51	NTP	77
ONE	44	BVS	29

HNX 外資買/賣 超的前 5 名

UPCOM 外資每日買/賣超



證券代碼	買超金額 (百萬盾)	證券代碼	賣超金額 (百萬盾)
VEA	13,019	ACV	4,391
VTP	9,410	BSR	772
NTC	4,876	C4G	179
GEG	586	QNS	105
MCH	389	VGI	100

UPCOM 外資買/賣 超的前 5 名



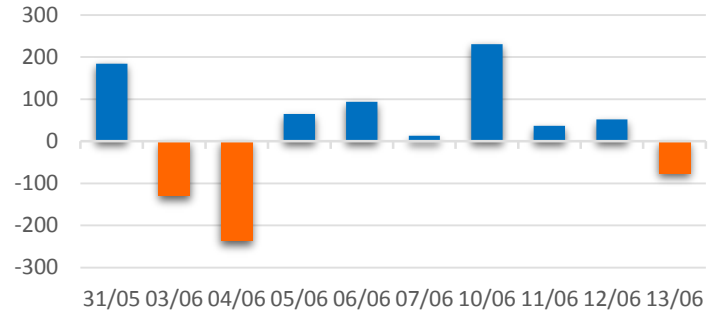
We Create **Fortune**

## 自營進出統計

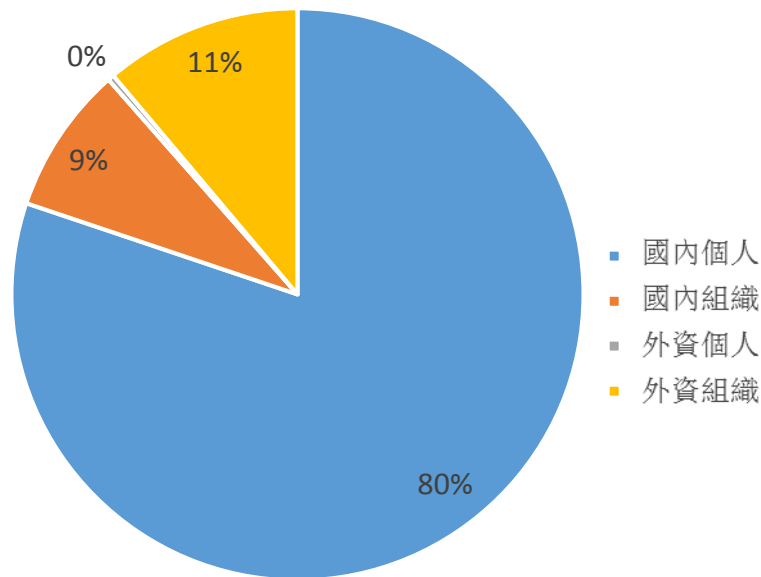
證券代碼	買超金額 (百萬盾)	證券代碼	賣超金額 (百萬盾)
MBB	6,705	EIB	48,867
VNM	1,242	VHM	7,721
E1VFN30	834	E1VFN30	6,257
REE	643	VPB	4,594
HPG	575	VIC	3,291

券商自營交易最大前名

## 券商自營交易每日買/賣超 (bil. VND)



## 越南證券市場投資人類別統計

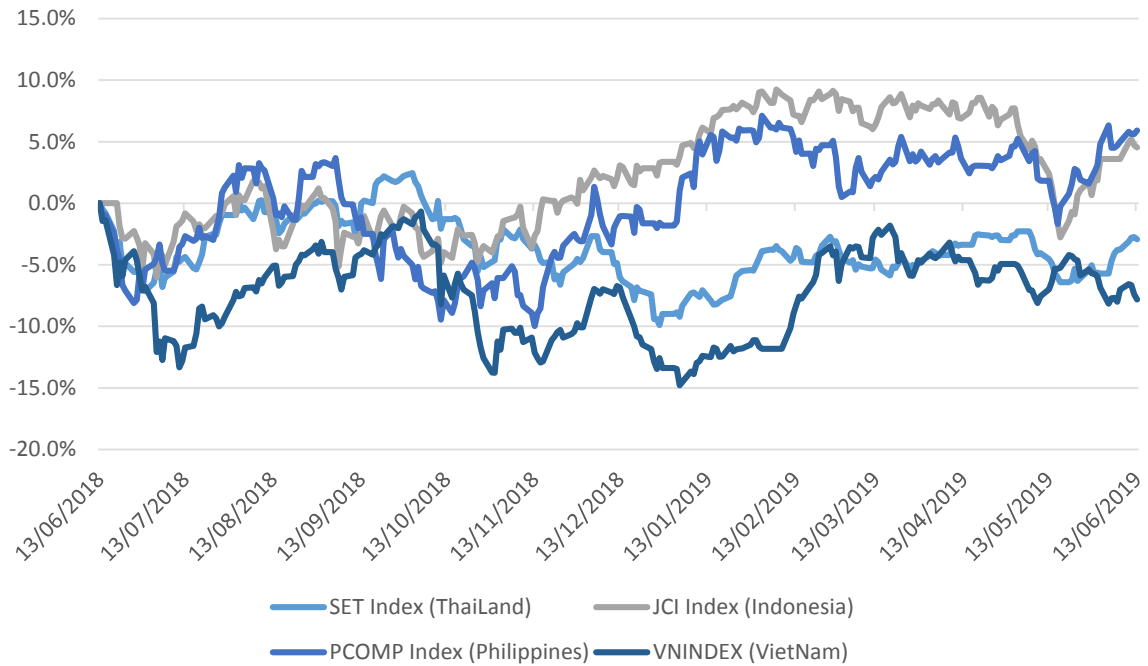


資料源: FiinPro – YSVN



We Create Fortune

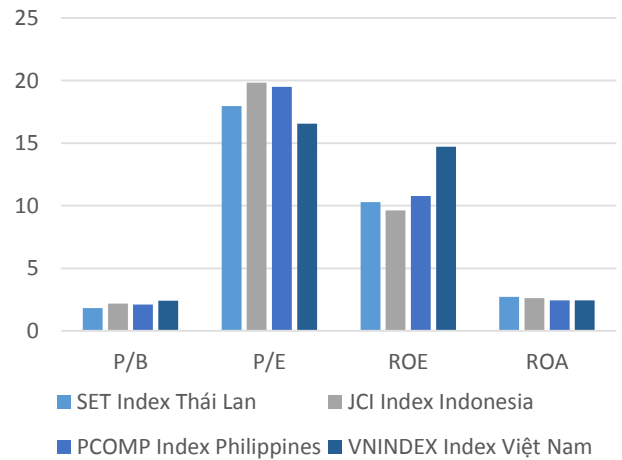
### 東南亞主要市場走勢比較



### 東南亞主要市場數據

		Thailand	Indonesia	Philippines	Vietnam
P/B		1.8x	2.2x	2.1x	2.4x
P/E		18.0x	19.8x	19.5x	16.6x
ROE	%	10.28	9.63	10.78	14.71
ROA	%	2.73	2.61	2.43	2.43
Vốn hóa	Tỷ USD	547.29	502.71	195.24	137.78
GTGD	Triệu USD	1.25	0.44	0.09	0.10
LS cổ tức	%	3.11	2.36	1.59	1.96

BloomBerg & YSVN





We Create **Fortune**

## 元大證券（越南）股份公司

### 個人客戶分析部

**Nguyễn Thế Minh**

研究分析經理

+84 28 3622 6868 ext 3826  
minh.nguyen@yuantan.com.vn

**Quách Đức Khánh**

高級分析專員

+84 28 3622 6868 ext 3833  
khanh.quach@yuantan.com.vn

**Nguyễn Trịnh Ngọc Hồng**

分析專員

+84 28 3622 6868 ext 3832  
hong.nguyen@yuantan.com.vn

**Phạm Tân Phát**

高級分析專員

+84 28 3622 6868 ext 3830  
phat.pham@yuantan.com.vn

### 個人客戶業務部

**Nguyễn Thanh Tùng**

總公司業務經理

+84 28 3622 6868 ext 3609  
tung.nguyen@yuantan.com.vn

**Chung Kim Hoa**

華人客戶部經理

+84 28 3622 6868 ext 3828  
hoa.chung@yuantan.com.vn

**Phù Vĩnh Qué**

堤岸分行經理

+84 28 3622 6868  
que.phu@yuantan.com.vn

**Nguyễn Việt Quang**

河內分行經理

+84 28 3622 6868 ext 3404  
quang.nguyen@yuantan.com.vn

**Võ Thị Thu Thủy**

平陽分行經理

+84 28 3622 6868 ext 3505  
thuy.vo@yuantan.com.vn

**Bùi Quốc Phong**

同奈分行經理

+84 28 3622 6868  
phong.bui@yuantan.com.vn

**Nguyễn Đức Hoàn**

河內南部營業中心經理

+84 28 3622 6868 ext 3409  
hoan.nguyen@yuantan.com.vn



We Create **Fortune**

## Appendix A: Important Disclosures

### Analyst Certification

Each research analyst primarily responsible for the content of this research report, in whole or in part, certifies that with respect to each security or issuer that the analyst covered in this report: (1) all of the views expressed accurately reflect his or her personal views about those securities or issuers; and (2) no part of his or her compensation was, is, or will be, directly or indirectly, related to the specific recommendations or views expressed by that research analyst in the research report.

### Ratings Definitions

**BUY:** We have a positive outlook on the stock based on our expected absolute or relative return over the investment period. Our thesis is based on our analysis of the company's outlook, financial performance, catalysts, valuation and risk profile. We recommend investors add to their position.

**HOLD-Outperform:** In our view, the stock's fundamentals are relatively more attractive than peers at the current price. Our thesis is based on our analysis of the company's outlook, financial performance, catalysts, valuation and risk profile.

**HOLD-Underperform:** In our view, the stock's fundamentals are relatively less attractive than peers at the current price. Our thesis is based on our analysis of the company's outlook, financial performance, catalysts, valuation and risk profile.

**SELL:** We have a negative outlook on the stock based on our expected absolute or relative return over the investment period. Our thesis is based on our analysis of the company's outlook, financial performance, catalysts, valuation and risk profile. We recommend investors reduce their position.

**Under Review:** We actively follow the company, although our estimates, rating and target price are under review.

**Restricted:** The rating and target price have been suspended temporarily to comply with applicable regulations and/or Yuanta policies.

Note: Yuanta research coverage with a Target Price is based on an investment period of 12 months. Greater China Discovery Series coverage does not have a formal 12 month Target Price and the recommendation is based on an investment period specified by the analyst in the report.

### Global Disclaimer

© 2018 Yuanta. All rights reserved. The information in this report has been compiled from sources we believe to be reliable, but we do not hold ourselves responsible for its completeness or accuracy. It is not an offer to sell or solicitation of an offer to buy any securities. All opinions and estimates included in this report constitute our judgment as of this date and are subject to change without notice.

This report provides general information only. Neither the information nor any opinion expressed herein constitutes an offer or invitation to make an offer to buy or sell securities or other investments. This material is prepared for general circulation to clients and is not intended to provide tailored investment advice and does not take into account the individual financial situation and objectives of any specific person who may receive this report. Investors should seek financial advice regarding the appropriateness of investing in any securities, investments or investment strategies discussed or recommended in this report. The information contained in this report has been compiled from sources believed to be reliable but no representation or warranty, express or implied, is made as to its accuracy, completeness or correctness. This report is not (and should not be construed as) a solicitation to act as securities broker or dealer in any jurisdiction by any person or company that is not legally permitted to carry on such business in that jurisdiction.

Yuanta research is distributed in the United States only to Major U.S. Institutional Investors (as defined in Rule 15a-6 under the Securities Exchange Act of 1934, as amended and SEC staff interpretations thereof). All transactions by a US person in the securities mentioned in this report must be effected through a registered broker-dealer under Section 15 of the Securities Exchange Act of 1934, as amended. Yuanta research is distributed in Taiwan by Yuanta Securities Investment Consulting. Yuanta research is distributed in Hong Kong by Yuanta Securities (Hong Kong) Co. Limited, which is licensed in Hong Kong by the Securities and Futures Commission for regulated activities, including Type 4 regulated activity (advising on securities). In Hong Kong, this research report may not be redistributed, retransmitted or disclosed, in whole or in part or any form or manner, without the express written