

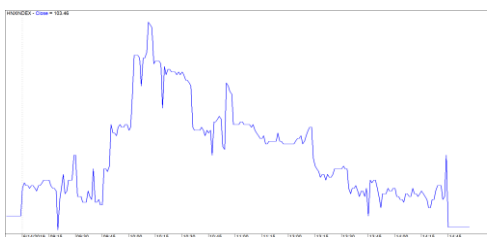
市場走勢 2019/06/14			
市場指數	VNI	HNI	UPCOM
收盤	953.61	103.46	55.04
%日	0.37%	-0.04%	0.13%
%週	-0.49%	-0.72%	0.79%
%月	-1.22%	-2.12%	-0.20%
%年	-6.11%	-9.96%	3.65%
成交值(十億盾)			
當日	3,372	343	396
日均量/週	3,359	281	304
日均量/月	3,708	358	315
外資進出			
買進	511.88	1.62	23.85
賣出	574.36	2.70	37.44
買賣超	-62.47	-1.08	-13.59
市場漲跌家數			
上漲	145	61	225
下跌	130	63	99
持平	111	248	557
市場指標			
P/E	16.47	9.29	17.60
總市值 (兆盾)	3,228	187	975
股息殖利率	4.83%	3.37%	7.50%

資料源: Bloomberg – YSVN

VNINDEX



HNIINDEX



市場走勢

越南股市結束連續三盤下挫後走勢有所起色。VN-Index 收漲 0.37% 至 953.61 點，Upcom 指數上漲 0.14%，收於 55.04 點，HNX 指數下跌 0.03%，收於 103.46 點。三大證交成交值達近 2.9 兆越盾。

市場走勢非常積極，尤其是藍籌股。其中，最顯著是銀行股 VCB (2.8%)，VPB (2.2%)，BID (2.1%)。另，ROS，HVN，VNM，NVL，VRE，ACV 也呈綠漲。隨著大多數股票股價略有下降，拋售力也減弱。中、小型股也積極走漲，SJS (2.1%)，KDH (2.7%)，CMG (3.1%)，GTN (1.3%)，DLG (6.9%)，DRH (4.1%)，HAR (3.8%)，VPG (4.9%) 等。

外資連續第三盤賣超，三大證交接近 770 億越盾。SBT，VNM，CTG 遭大力拋售。而 SCS，VCB，BID 獲大量買入。

短線市場觀點

我們預計 VN-Index 在本週第一交易日可能會 sideways 於 950 點左右。同時，積極點是，大型股正在吸引現金流，尤其是領先的 VCB 銀行股。然而，我們仍認為這只是技術性回調。此外，股票比重繼續小幅增高，表明支出機會繼續增加，但這比例仍較低。

我們的趨勢指標仍維持兩大股指短期趨勢下跌，阻力線位於 VN-index 的 964.52 點和 HNX-Index 的 105.16 點。因此，從謹慎角度來看，我們建議短線投資者可繼續觀市。同時，只宜按照建議的低股票比重開新買位。

建議短線投資比重：36% 股票 / 64% 現金

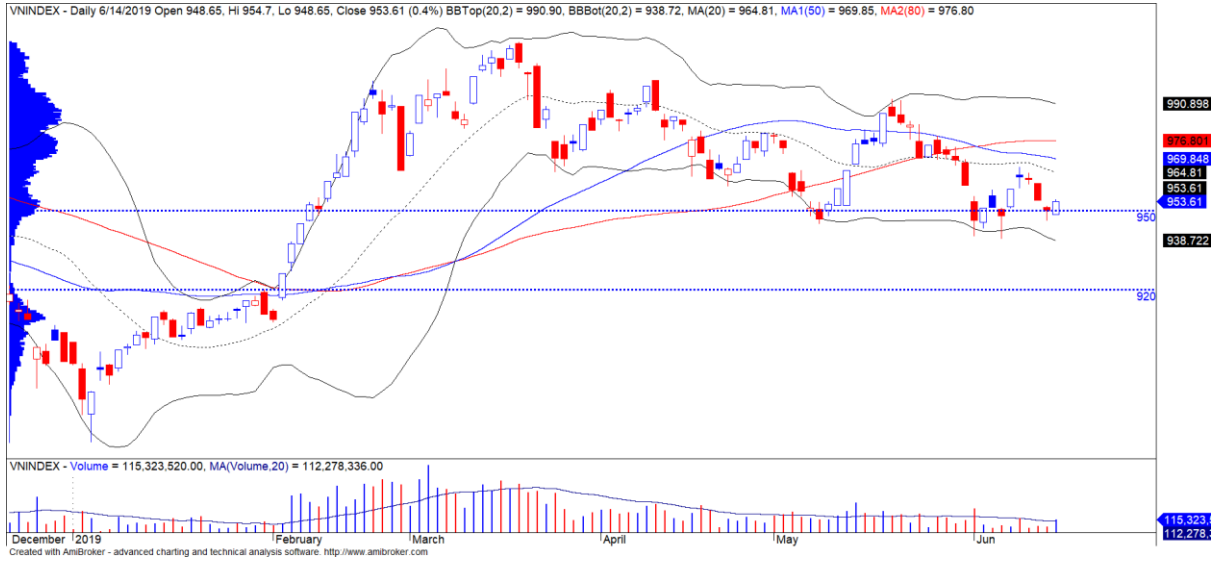
建議中線投資比重：46% 股票 / 54% 現金

(股票趨勢追蹤圖在下一頁內更新)

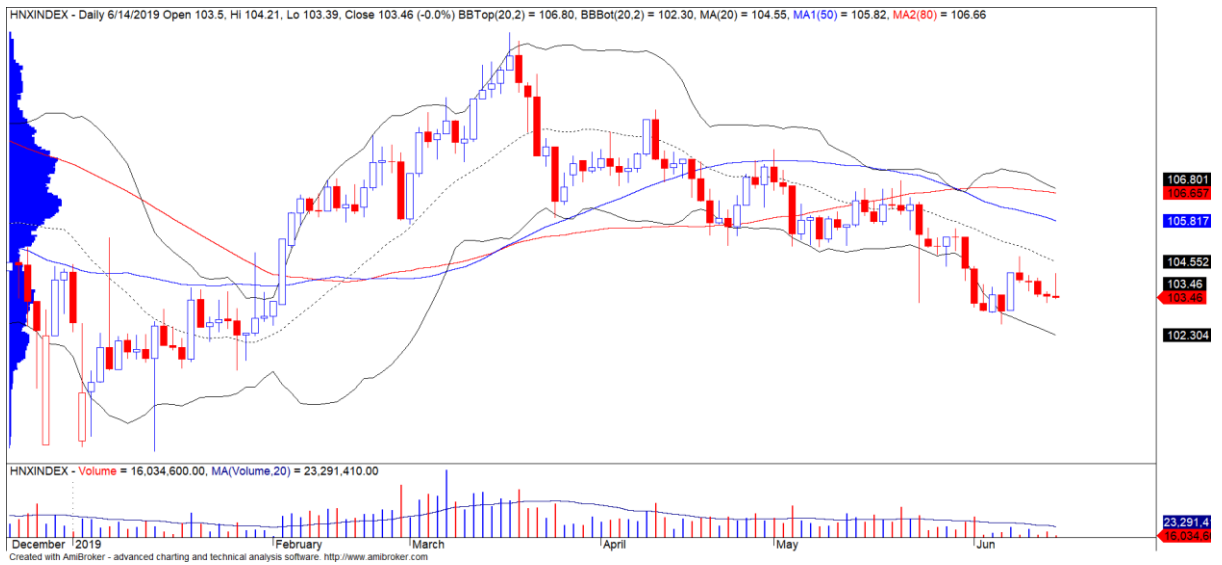


We Create Fortune

技術分析圖



指數技術分析圖 VN-Index



指數技術分析圖 HNX-Index

指數	短期趨勢	中期趨勢	阻力區 1	阻力區 2	支撐區 1	支撐區 2
VN-Index	下跌	上漲	1,000	1,025	965	953
HNX-Index	下跌	下跌	108	110	105	101
VN30	下跌	上漲	895	935	877	863
VNMidcaps	上漲	上漲	992	1,030	969	963
VNSmallcaps	上漲	上漲	835	845	822	804

We Create Fortune

股票趨勢追蹤表

股票	價格	短期趨勢	中期趨勢	短期買進價格	短期止損	暫計短期利潤%	短期訊號	中期買進價格	中期止損	暫計中期獲利%	中期訊號
AAA	18,100	下跌	上漲		18,216			16,850	16,230	7.42%	
ACB	28,700	下跌	下跌		29,364				31,573		
ACV	83,000	上漲	上漲	83,000	81,821	0.00%	買進	90,000	79,578	-7.78%	
ANV	27,100	下跌	下跌		29,318			30,000	27,127	-9.58%	賣出
ASM	7,040	下跌	下跌		7,274				8,114		
BFC	19,800	下跌	下跌		20,541				22,482		
BID	32,150	下跌	上漲		32,443			33,400	31,227	-3.74%	
BMP	43,600	上漲	下跌	44,500	42,236	-2.02%			48,377		
BSR	13,000	下跌	下跌		13,558				14,995		
BVH	80,000	上漲	下跌	79,000	76,925	1.27%			85,113		
BWE	26,050	上漲	上漲	25,850	25,593	0.77%		20,000	24,073	30.25%	
CEO	11,700	上漲	下跌	11,900	11,344	-1.68%			12,742		
CII	22,850	下跌	下跌		23,393				24,605		
CMG	36,900	上漲	上漲	37,800	34,476	-2.38%		23,200	31,773	59.05%	
CMX	22,300	下跌	上漲		23,992			5,910	21,617	277.33%	
CSM	15,100	上漲	上漲	15,250	14,746	-0.98%		14,390	14,225	4.93%	
CTD	102,300	下跌	下跌		109,491				121,274		
CTG	20,300	下跌	上漲		20,823			22,700	19,639	-10.57%	
CTI	23,500	上漲	下跌	23,800	22,663	-1.26%			25,172		
CTR	27,200	下跌	N/A		28,535				4,113		
CVT	18,400	下跌	下跌		19,292				20,905		
DCM	8,290	下跌	下跌		8,421				9,047		
DGC	28,800	下跌	下跌		29,993				33,834		
DGW	21,400	下跌	下跌		22,434				23,973		
DHA	35,500	上漲	上漲	32,250	33,969	10.08%		29,100	31,103	21.99%	
DHC	43,450	上漲	上漲	40,900	41,520	6.23%		35,200	36,365	23.44%	
DHG	106,600	下跌	下跌		116,139			93,000	109,338	17.57%	賣出
DIG	13,950	下跌	下跌		14,215				15,436		
DPG	38,000	下跌	上漲		40,198			40,018	34,775	-5.04%	
DPM	17,150	下跌	下跌		18,145				19,155		
DPR	43,800	上漲	上漲	43,400	42,437	0.92%		42,500	38,294	3.06%	
DQC	18,400	下跌	下跌		19,224				21,558		
DRC	19,250	下跌	下跌		20,446				22,145		

We Create Fortune

DXG	18,300	下跌	下跌		18,864				20,749		
EIB	18,200	上漲	上漲	17,800	17,455	2.25%		14,700	16,352	23.81%	
FCN	14,200	下跌	上漲		14,704			16,050	13,649	-11.53%	
FMC	28,200	上漲	下跌	28,950	27,778	-2.59%			30,620		
FPT	44,400	上漲	上漲	45,200	43,802	-1.77%		46,000	42,214	-3.48%	
GAS	102,000	下跌	上漲		105,433			101,000	101,898	0.99%	
GEX	22,400	上漲	上漲	22,900	21,903	-2.18%		24,700	21,615	-9.31%	
GIL	31,600	下跌	下跌		32,780				35,891		
GMD	25,950	下跌	下跌		26,855				27,993		
GTN	19,150	下跌	上漲		19,940			15,000	16,369	27.67%	
GVR	13,400	上漲	下跌	13,500	12,576	-0.74%			N/A		
HAG	4,970	下跌	下跌		5,120				5,638		
HAX	13,900	下跌	下跌		14,223				15,452		
HBC	15,850	下跌	下跌		16,594				18,315		
HCM	23,100	下跌	下跌		24,394				26,695		
HDB	26,600	上漲	下跌	27,600	25,944	-3.62%			29,529		
HDC	14,600	上漲	上漲	15,250	14,314	-4.26%		15,250	12,581	-4.26%	
HDG	32,000	上漲	下跌	32,700	30,867	-2.14%			34,589		
HNG	15,300	下跌	下跌		15,569				16,554		
HPG	22,950	下跌	下跌		24,082				26,363		
HSG	7,820	下跌	上漲		8,080			9,300	7,015	-15.91%	
HT1	15,850	下跌	上漲		16,718			14,800	15,465	7.09%	
HUT	2,800	下跌	下跌		3,047				3,532		
HVN	42,750	下跌	上漲		43,597			39,000	38,265	9.62%	
KBC	14,450	上漲	下跌	14,300	14,146	1.05%			15,013		
KDH	24,450	上漲	下跌	30,900	23,266	-20.87%			24,759		
KSB	21,900	下跌	下跌		22,402				25,364		
LCG	10,100	下跌	下跌		10,292				11,439		
LDG	8,830	下跌	下跌		9,170				10,387		
LHG	18,800	下跌	上漲		19,948			19,300	17,020	-2.59%	
LPB	7,900	下跌	下跌		8,167				8,686		
LSS	5,320	下跌	下跌		5,629				5,906		
MBB	20,700	下跌	上漲		20,956			21,850	20,106	-5.26%	
MPC	31,800	下跌	下跌		37,558				43,638		
MSN	84,200	下跌	上漲		88,270			89,000	80,742	-5.39%	
MSR	19,200	下跌	下跌		20,910				20,715		

We Create Fortune

MWG	89,100	上漲	上漲	88,300	87,404	0.91%		88,700	80,841	0.45%	
NDN	14,600	上漲	上漲	14,100	14,190	3.55%		13,700	12,682	6.57%	
NKG	6,140	下跌	下跌		6,451				7,282		
NLG	29,600	上漲	上漲	29,700	28,321	-0.34%		28,700	27,833	3.14%	
NT2	26,650	下跌	下跌		27,741				29,219		
NTL	22,400	上漲	上漲	22,950	21,392	-2.40%		10,450	21,175	114.35%	
NVL	59,400	上漲	下跌	58,100	58,693	2.24%			62,332		
OIL	12,400	下跌	下跌		12,951				14,058		
PAC	36,950	上漲	下跌	38,000	36,036	-2.76%			39,387		
PC1	23,350	下跌	下跌		24,068				25,195		
PDR	24,700	上漲	上漲	24,100	24,343	2.49%		29,000	22,587	-14.83%	
PHR	56,000	下跌	上漲		59,085			24,000	50,969	133.33%	
PLX	61,400	下跌	上漲		63,992			62,400	58,426	-1.60%	
PNJ	74,200	下跌	上漲		78,843			104,000	72,834	-28.65%	
POW	15,600	上漲	上漲	15,200	15,513	2.63%		15,700	13,783	-0.64%	
PVT	16,300	下跌	下跌		17,034				17,615		
PPC	27,000	下跌	上漲		27,691			19,700	24,232	37.06%	
PTB	68,000	上漲	上漲	66,600	65,562	2.10%		64,000	59,893	6.25%	
PVB	18,900	下跌	上漲		19,413			20,100	16,786	-5.97%	
PVD	18,100	下跌	上漲		19,401			18,500	17,783	-2.16%	
PVI	36,000	下跌	下跌		37,869				40,609		
PVS	21,800	下跌	上漲		22,987			21,100	21,468	3.32%	
PXS	4,860	下跌	上漲		5,036			4,850	4,262	0.21%	
QNS	30,500	下跌	下跌		31,285				34,021		
REE	31,850	下跌	上漲		32,776			33,325	31,114	-4.43%	
SAB	273,000	上漲	上漲	253,000	263,945	7.91%		245,000	244,068	11.43%	
SAM	7,900	下跌	上漲		8,038			7,400	7,125	6.76%	
SCR	7,450	上漲	下跌	7,500	7,255	-0.67%			7,611		
SHI	8,370	上漲	上漲	8,140	7,821	2.83%		6,990	6,997	19.74%	
SJS	19,700	上漲	下跌	18,300	17,355	7.65%			19,930		
SKG	14,400	上漲	下跌	13,950	14,023	3.23%			14,892		
SSI	24,800	下跌	下跌		25,496				27,071		
STB	11,650	下跌	上漲		11,998			13,000	11,486	-10.38%	
TCB	21,200	下跌	下跌		22,095				N/A		
TCM	26,300	下跌	下跌		28,178				31,246		
TDH	12,750	上漲	上漲	11,700	12,227	8.97%		11,650	10,730	9.44%	

We Create Fortune

TLH	5,030	下跌	上漲		5,128			5,390	4,797	-6.68%	
TNG	18,600	下跌	上漲		19,816			12,000	16,367	55.00%	
VCB	69,200	上漲	上漲	69,200	68,529	0.00%	買進	62,000	62,992	11.61%	
VCG	26,500	下跌	上漲		26,997			19,200	23,906	38.02%	
VCS	61,500	上漲	下跌	63,100	60,416	-2.54%			69,165		
VGC	20,100	下跌	下跌		20,742				21,647		
VGT	10,900	上漲	下跌	12,000	10,694	-9.17%			13,091		
VHC	85,300	下跌	下跌		90,512				98,373		
VHM	79,900	下跌	下跌		82,005				90,557		
VIB	16,700	下跌	下跌		16,951			19,036	16,801	-11.74%	賣出
VIC	115,500	上漲	上漲	113,000	114,447	2.21%		112,000	108,251	3.13%	
VIP	5,620	下跌	下跌		5,825				6,155		
VJC	121,700	上漲	上漲	114,400	120,771	6.38%		124,500	113,051	-2.25%	
VND	15,600	下跌	下跌		15,861				17,260		
VNG	20,950	上漲	下跌	20,600	20,113	1.70%			21,275		
VNM	123,700	下跌	下跌		127,975				137,830		
VPB	18,600	上漲	下跌	18,600	18,473	0.00%	買進		19,817		
VPI	42,000	上漲	下跌	41,750	40,919	0.60%			43,124		
VRC	16,300	下跌	下跌		16,755				18,318		
VRE	34,900	下跌	上漲		35,633			35,000	31,101	-0.29%	
VSC	31,650	下跌	下跌		33,397				35,256		

LARGECAPS 大型股票趨勢追蹤表

股票	價格	短期趨勢	中期趨勢	短期買進價格	短期止損	暫計短期利潤%	短期訊號	中期買進價格	中期止損	暫計中期獲利%	中期訊號
ACB	28,700	下跌	下跌		29,364				31,573		
BID	32,150	下跌	上漲		32,443			33,400	31,227	-3.74%	
BSR	13,000	下跌	下跌		13,558				14,995		
BVH	80,000	上漲	下跌	79,000	76,925	1.27%			85,113		
CTG	20,300	下跌	上漲		20,823			22,700	19,639	-10.57%	
EIB	18,200	上漲	上漲	17,800	17,455	2.25%		14,700	16,352	23.81%	
FPT	44,400	上漲	上漲	45,200	43,802	-1.77%		40,997	42,214	8.30%	
GAS	102,000	下跌	上漲		105,433			99,026	101,898	3.00%	
HDB	26,600	上漲	下跌	27,600	25,944	-3.62%			29,529		
HNG	15,300	下跌	下跌		15,569				16,554		
HPG	22,950	下跌	下跌		24,082				26,363		

We Create Fortune

HVN	42,750	下跌	上漲		43,597			39,000	38,265	9.62%	
KDH	24,450	上漲	下跌	30,900	23,266	-20.87%			24,759		
MBB	20,700	下跌	上漲		20,956			21,271	20,106	-2.69%	
MSN	84,200	下跌	上漲		88,270			89,000	80,742	-5.39%	
MWG	89,100	上漲	上漲	88,300	87,404	0.91%		88,700	80,841	0.45%	
NVL	59,400	上漲	下跌	58,100	58,693	2.24%			62,332		
OIL	12,400	下跌	下跌		12,951				14,058		
PLX	61,400	下跌	N/A		63,992			62,400	58,426	-1.60%	
PNJ	74,200	下跌	上漲		78,843			77,881	72,834	-4.73%	
POW	15,600	上漲	上漲	15,200	15,513	2.63%		15,700	13,783	-0.64%	
PVS	21,800	下跌	上漲		22,987			21,100	21,468	3.32%	
QNS	30,500	下跌	下跌		31,285				34,021		
REE	31,850	下跌	上漲		32,776			33,325	31,114	-4.43%	
ROS	30,700	下跌	上漲		31,694			34,800	27,327	-11.78%	
SSI	24,800	下跌	下跌		25,496				27,071		
STB	11,650	下跌	上漲		11,998			13,000	11,486	-10.38%	
TCB	21,200	下跌	下跌		22,095				24,139		
TPB	24,900	上漲	下跌	22,500	24,076	10.67%			N/A		
VCB	69,200	上漲	上漲	69,200	68,529	0.00%	買進	62,000	62,992	11.61%	
VCG	26,500	下跌	上漲		26,997			18,441	23,906	43.70%	
VEA	56,600	上漲	下跌	50,000	54,055	13.20%			N/A		
VGI	27,400	下跌	下跌		29,042				N/A		
VHM	79,900	下跌	下跌		82,005				90,557		
VIB	16,700	下跌	下跌		16,951			19,036	16,801	-11.74%	賣出
VIC	115,500	上漲	上漲	113,000	114,447	2.21%		112,000	108,251	3.13%	
VJC	121,700	上漲	上漲	114,400	120,771	6.38%		124,500	113,051	-2.25%	
VNM	123,700	下跌	下跌		127,975				137,830		
VPB	18,600	上漲	下跌	18,600	18,473	0.00%	買進		19,817		
VRE	34,900	下跌	上漲		35,633			33,996	31,101	2.66%	

MIDCAPS 中型股票趨勢追蹤表

股票	價格	短期趨勢	中期趨勢	短期買進價格	短期止損	暫計短期利潤%	短期訊號	中期買進價格	中期止損	暫計中期獲利%	中期訊號
AAA	18,100	下跌	上漲		18,216			16,850	16,230	7.42%	
ANV	27,100	下跌	下跌		29,318			30,000	27,127	-9.58%	賣出
ASM	7,040	下跌	下跌		7,274				8,114		
BMP	43,600	上漲	下跌	44,500	42,236	-2.02%			48,377		

We Create Fortune

BWE	26,050	上漲	上漲	25,850	25,593	0.77%		19,440	24,073	34.00%	
C4G	8,500	下跌	#N/A		9,424				#N/A		
CEO	11,700	上漲	下跌	11,900	11,344	-1.68%			12,742		
CII	22,850	下跌	下跌		23,393				24,605		
CRE	24,900	下跌	#N/A		25,084				#N/A		
CTI	23,500	上漲	下跌	23,800	22,663	-1.26%			25,172		
CTR	27,200	下跌	#N/A		28,535				#N/A		
DCM	8,290	下跌	下跌		8,421				9,047		
DHC	43,450	上漲	上漲	40,900	41,520	6.23%		35,200	36,365	23.44%	
DIG	13,950	下跌	下跌		14,215				15,436		
DPM	17,150	下跌	下跌		18,145				19,155		
DRC	19,250	下跌	下跌		20,446				22,145		
DXG	18,300	下跌	下跌		18,864				20,749		
E1VFN30	14,500	下跌	下跌		14,678				15,358		
FCN	14,200	下跌	上漲		14,704			16,050	13,649	-11.53%	
FLC	4,410	下跌	下跌		4,496				4,889		
FTM	23,950	下跌	上漲		24,581			16,250	21,483	47.38%	
GEG	21,400	下跌	上漲		22,352			12,900	20,497	65.89%	
GEX	22,400	上漲	上漲	22,900	21,903	-2.18%		24,700	21,615	-9.31%	
GMD	25,950	下跌	下跌		26,855				27,993		
GTN	19,150	下跌	上漲		19,940			15,000	16,369	27.67%	
GVR	13,400	上漲	#N/A	13,500	12,576	-0.74%			#N/A		
HAG	4,970	下跌	下跌		5,120				5,638		
HBC	15,850	下跌	下跌		16,594				18,315		
HCM	23,100	下跌	下跌		24,394				26,695		
HDG	32,000	上漲	下跌	32,700	30,867	-2.14%			34,589		
HPX	26,550	上漲	#N/A	26,800	26,092	-0.93%			#N/A		
HSG	7,820	下跌	上漲		8,080			8,452	7,015	-7.48%	
HT1	15,850	下跌	上漲		16,718			14,800	15,465	7.09%	
IBC	22,000	上漲	上漲	20,900	20,877	5.26%		24,900	19,303	-11.65%	
IDI	7,410	下跌	上漲		7,817			9,150	7,253	-19.02%	
IJC	10,800	上漲	下跌	10,800	10,768	0.00%	買進		11,501		
ITA	3,000	下跌	上漲		3,194			3,200	2,749	-6.25%	
KBC	14,450	上漲	下跌	14,300	14,146	1.05%			15,013		
KSB	21,900	下跌	下跌		22,402				25,364		
LDG	8,830	下跌	下跌		9,170				10,387		
LPB	7,900	下跌	下跌		8,167				8,686		
MBS	15,500	上漲	#N/A	15,800	15,400	-1.90%		16,000	#N/A	#N/A	

We Create Fortune

MPC	31,800	下跌	下跌		37,558			43,638			
NBB	21,600	上漲	上漲	19,300	20,952	11.92%		21,500	18,704	0.47%	
NKG	6,140	下跌	下跌		6,451			7,282			
NLG	29,600	上漲	上漲	29,700	28,321	-0.34%		28,700	27,833	3.14%	
NT2	26,650	下跌	下跌		27,741			29,219			
NTC	130,000	下跌	#N/A	112,000	139,469	24.53%	賣出	120,000	#N/A	#N/A	
NTL	22,400	上漲	上漲	22,950	21,392	-2.40%		9,331	21,175	140.05%	
NVB	8,100	下跌	下跌		8,436			9,224			
OGC	4,070	下跌	下跌		4,377			4,794			
PC1	23,350	下跌	下跌		24,068			25,195			
PDR	24,700	上漲	上漲	24,100	24,343	2.49%		23,595	22,587	4.68%	
PHR	56,000	下跌	上漲		59,085			22,864	50,969	144.92%	
PPC	27,000	下跌	上漲		27,691			17,422	24,232	54.98%	
PTB	68,000	上漲	上漲	66,600	65,562	2.10%		60,780	59,893	11.88%	
PVD	18,100	下跌	上漲		19,401			18,500	17,783	-2.16%	
PVI	36,000	下跌	下跌		37,869			40,609			
PVT	16,300	下跌	下跌		17,034			17,615			
QCG	4,900	下跌	上漲		5,192			5,910	4,638	-17.09%	
SAM	7,900	下跌	上漲		8,038			7,400	7,125	6.76%	
SBT	17,200	下跌	下跌		17,652			19,287			
SCR	7,450	上漲	下跌	7,500	7,255	-0.67%		7,611			
SHB	7,000	下跌	下跌		7,296			7,745			
SHS	11,600	上漲	上漲	11,900	11,258	-2.52%		12,100	10,571	-4.13%	
SJS	19,700	上漲	下跌	18,300	17,355	7.65%		19,930			
STK	24,000	下跌	上漲		25,394			17,000	21,313	41.18%	
SZC	19,300	上漲	#N/A	16,750	19,281	15.22%		#N/A			
TCH	21,300	上漲	上漲	21,700	20,865	-1.84%		21,000	20,591	1.43%	
TCM	26,300	下跌	下跌		28,178			31,246			
TNG	18,600	下跌	上漲		19,816			12,000	16,367	55.00%	
TTB	22,600	下跌	下跌		23,966			23,700	23,389	-1.31%	賣出
VCI	32,600	上漲	下跌	32,100	31,124	1.56%		35,715			
VGT	10,900	上漲	#N/A	12,000	10,694	-9.17%		#N/A			
VHC	85,300	下跌	下跌		90,512			98,373			
VND	15,600	下跌	下跌		15,861			17,260			
VNG	20,950	上漲	下跌	20,600	20,113	1.70%		21,275			
VPI	42,000	上漲	下跌	41,750	40,919	0.60%		42,859			

We Create Fortune

SMALLCAPS 小型股票趨勢追蹤表

股票	價格	短期趨勢	中期趨勢	短期買進價格	短期止損	暫計短期利潤%	短期訊號	中期買進價格	中期止損	暫計中期獲利%	中期訊號
AAV	10,000	下跌	#N/A		10,427			16,850	#N/A	#N/A	
AGR	3,820	上漲	上漲	3,890	3,656	-1.80%		3,990	3,542	-4.26%	
AMD	1,900	上漲	下跌	1,770	1,783	7.34%			2,074		
APG	7,850	下跌	下跌		8,107				9,066		
ART	2,600	下跌	下跌		2,795				3,335		
BCC	8,100	下跌	上漲		8,435			7,700	7,657	5.19%	
BCG	5,740	下跌	上漲		5,973			6,390	5,406	-10.17%	
C69	11,300	上漲	上漲	8,800	10,112	28.41%		5,300	8,706	113.21%	
CCL	4,770	上漲	上漲	3,550	4,442	34.37%		3,460	3,627	37.86%	
CRC	14,900	下跌	下跌		15,578				18,498		
CVT	18,400	下跌	下跌		19,292				20,905		
DAG	6,510	下跌	下跌		6,710				7,369		
DAH	8,410	下跌	上漲		8,609			4,664	7,386	80.31%	
DGW	21,400	下跌	下跌		22,434				23,973		
DLG	1,550	上漲	下跌	1,450	1,311	6.90%			1,645		
DRH	7,120	上漲	下跌	6,840	6,073	4.09%			7,759		
DTD	14,500	上漲	上漲	15,000	13,307	-3.33%		12,900	11,089	12.40%	
EVG	2,750	下跌	下跌		2,876				3,023		
FIT	3,280	上漲	上漲	3,280	3,025	0.00%		3,640	2,853	-9.89%	
GKM	15,300	下跌	上漲		15,532			11,425	14,952	33.92%	
HAH	11,900	下跌	下跌	12,300	12,489	1.54%	賣出		12,668		
HAI	1,920	上漲	下跌	1,710	1,700	12.28%			1,935		
HAP	3,630	下跌	上漲		3,730			3,670	3,246	-1.09%	
HAR	4,340	上漲	上漲	3,250	3,919	33.54%		3,710	3,357	16.98%	
HCD	3,940	下跌	下跌		4,004				4,616		
HDA	10,000	下跌	下跌		10,448				11,710		
HDC	14,600	上漲	上漲	15,250	14,314	-4.26%		15,250	12,581	-4.26%	
HHP	16,900	下跌	#N/A		17,934				#N/A		
HHS	3,630	下跌	下跌		3,668				3,912		
HII	12,950	下跌	下跌		13,382				14,296		
HQC	1,390	上漲	下跌	1,430	1,357	-2.80%			1,505		
HSL	8,800	下跌	下跌	9,600	10,408	8.41%	賣出		11,235		
HUT	2,800	下跌	下跌		3,047				3,532		
HVG	2,900	下跌	下跌		3,465				5,249		

We Create Fortune

HVH	25,650	下跌	#N/A		26,080				#N/A		
JVC	3,040	下跌	上漲		3,163			3,280	2,981	-7.32%	
KLF	1,500	下跌	下跌		1,707				1,888		
KMR	2,980	下跌	上漲	3,450	3,332	-3.43%	賣出	3,680	2,649	-19.02%	
LCG	10,100	下跌	下跌		10,292				11,439		
LGL	10,400	上漲	上漲	10,400	10,002	0.00%		7,113	8,529	46.21%	
LHG	18,800	下跌	上漲		19,948			19,300	17,020	-2.59%	
LMH	16,000	上漲	#N/A	15,550	15,839	2.89%			#N/A		
MST	2,800	下跌	下跌		3,400				4,527		
NDN	14,600	上漲	上漲	14,100	14,190	3.55%		13,104	12,682	11.41%	
PHC	13,150	下跌	上漲		13,344			14,450	12,650	-9.00%	
PVB	18,900	下跌	上漲		19,413			20,100	16,786	-5.97%	
PVC	6,900	下跌	上漲		7,387			7,100	6,199	-2.82%	
PXL	6,000	下跌	下跌		6,841				7,604		
PXS	4,860	下跌	上漲		5,036			4,850	4,262	0.21%	
QBS	3,070	下跌	下跌		3,330				3,619		
SFG	16,900	上漲	上漲	17,600	16,597	-3.98%		11,494	14,905	47.03%	
SHI	8,370	上漲	上漲	8,800	7,821	-4.89%		6,233	6,997	34.29%	
SJF	2,950	下跌	下跌		3,135				4,389		
SKG	14,400	上漲	下跌	13,950	14,023	3.23%			14,892		
TDH	12,750	上漲	上漲	11,700	12,227	8.97%		11,650	10,730	9.44%	
TIG	3,600	下跌	上漲		3,935			3,200	3,029	12.50%	
TLD	5,450	下跌	下跌		5,816				6,758		
TLH	5,030	下跌	上漲		5,128			5,850	4,797	-14.02%	
TNI	12,150	上漲	上漲	11,350	11,412	7.05%		12,150	12,010	0.00%	買進
TTF	3,260	下跌	上漲		3,397			3,990	3,028	-18.30%	
TTH	4,300	下跌	上漲		4,501			5,273	4,217	-18.45%	
TVB	17,550	下跌	下跌		17,914				19,936		
TVC	12,000	下跌	下跌		12,713			9,400	12,451	32.46%	賣出
VC3	23,300	上漲	上漲	23,100	22,538	0.87%		22,000	21,070	5.91%	
VCR	26,700	上漲	上漲	13,300	21,963	100.75%		3,900	17,322	584.62%	
VNE	4,140	下跌	上漲		4,273			4,650	3,958	-10.97%	
VPG	21,600	上漲	上漲	20,400	19,015	5.88%		20,456	18,842	5.60%	
VRC	16,300	下跌	下跌		16,755				18,318		
YBM	10,500	下跌	下跌		10,965				12,699		

We Create Fortune

胡志明市交易所 (HSX)

	收盤	漲跌%
VNI	953.61	0.37%
VN30	861.65	0.23%
VN Mid	967.35	-0.02%
VN Small	815.42	-0.02%

河內交易所 (HSX)

	收盤	漲跌%
HNI	103.46	-0.04%
HN30	188.27	-0.47%
VNX AllSh	841.18	0.16%

UPCOM 市場 (UPCoM)

	收盤	漲跌%
UPCoM	55.04	0.13%

外資交易	成交值(十億盾)	
買進	511.88	
賣出	574.36	
買超/賣超	-62.47	

外資交易	成交值(十億盾)	
買進	1.62	
賣出	2.70	
買超/賣超	-1.08	

外資交易	成交值(十億盾)	
買進	23.85	
賣出	37.44	
買超/賣超	-13.59	

上漲排名/股碼	漲跌(VND)	漲跌%
CTF	1600	6.96%
STK	1500	6.67%
TV2	5000	3.42%
CMG	1100	3.07%
VCB	1900	2.82%

上漲排名/股碼	漲跌(VND)	漲跌%
VCR	1900	7.66%
VCG	100	0.38%
ACB	100	0.35%
NVB	0	0.00%
PVI	0	0.00%

上漲排名/股碼	漲跌(VND)	漲跌%
TMG	5700	14.81%
ACV	2500	3.11%
VIB	300	1.83%
LPB	100	1.28%
BSR	100	0.78%

下跌排名/股碼	漲跌(VND)	漲跌%
SFG	-800	-4.52%
SZC	-900	-4.46%
HVG	-130	-4.29%
LGL	-400	-3.70%
SRC	-800	-3.08%

下跌排名/股碼	漲跌(VND)	漲跌%
TNG	-400	-2.11%
PVS	-400	-1.80%
SHS	-200	-1.69%
CEO	-200	-1.68%
NDN	-100	-0.68%

下跌排名/股碼	漲跌(VND)	漲跌%
SNZ	-2500	-10.16%
NTC	-13900	-9.66%
MPC	-1500	-4.50%
GVR	-600	-4.29%
BCM	-1100	-4.20%

*備註：市值>5,000 億盾；成交值>15 億盾

市值排名/股碼	十億盾	
VIC	396,158	
VHM	267,626	
VCB	256,654	
VNM	215,410	
GAS	195,223	

市值排名/股碼	十億盾	
ACB	35,794	
VCG	11,705	
PVS	10,420	
VCS	9,643	
SHB	8,422	

市值排名/股碼	十億盾	
ACV	179,853	
VGI	83,361	
VEA	75,225	
MCH	59,570	
GVR	54,208	

交易量排名/股碼	成交值	30 日均
TPB	14,205,640	1,610,433
ROS	10,689,760	9,917,210
HAI	6,980,480	308,286
SBT	6,153,780	2,474,788
AAA	5,791,190	3,061,640

交易量排名/股碼	成交值	30 日均
SHB	21,386,283	4,139,281
PVS	2,131,834	3,561,576
ACB	1,124,441	949,737
AAV	1,011,810	273,019
SHS	856,789	858,788

交易量排名/股碼	成交值	30 日均
HGW	12,687,928	4
GVR	1,407,731	810,560
TSJ	1,265,000	35
BSR	1,228,050	1,707,173
FRM	1,143,600	307,031

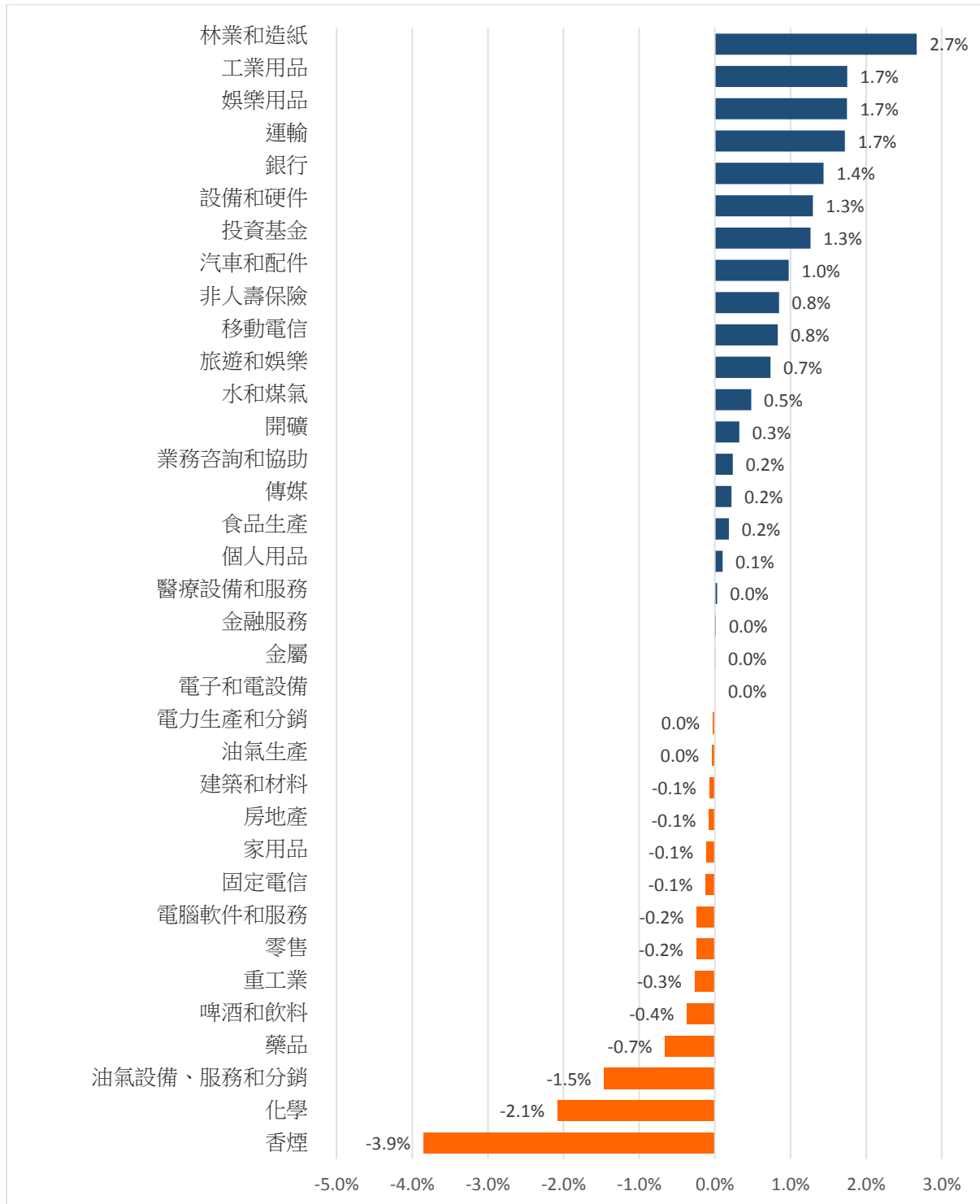
資料源: Bloomberg & Yuanta Research

資料源: Bloomberg & Yuanta Research

資料源: Bloomberg & Yuanta Research

We Create Fortune

各行業板塊的交易走勢



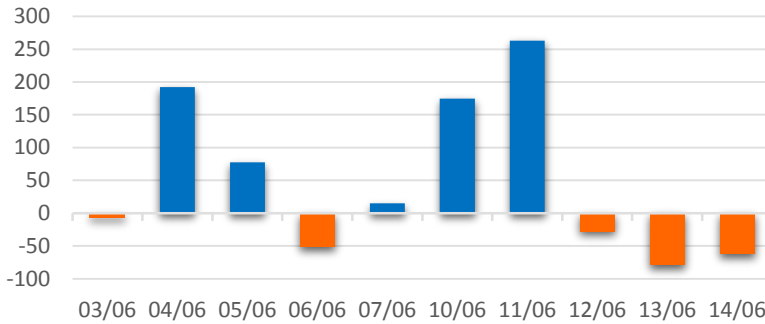
資料源: FiinPro – YSVN



We Create Fortune

外資買進賣統計

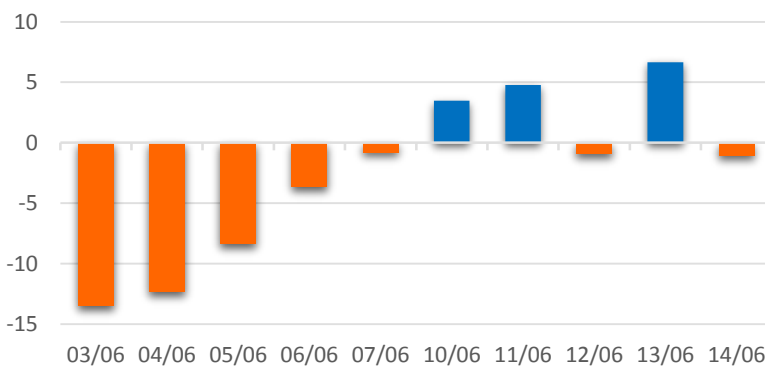
HSX 外資每日買/賣超



證券代碼	買超金額 (百萬盾)	證券代碼	賣超金額 (百萬盾)
SCS	40,727	SBT	88,129
VCB	28,907	VNM	30,573
BID	17,310	CTG	26,958
BVH	17,141	VHM	16,369
FRT	9,283	VIC	15,732

HSX 外資買/賣 超的前 5 名

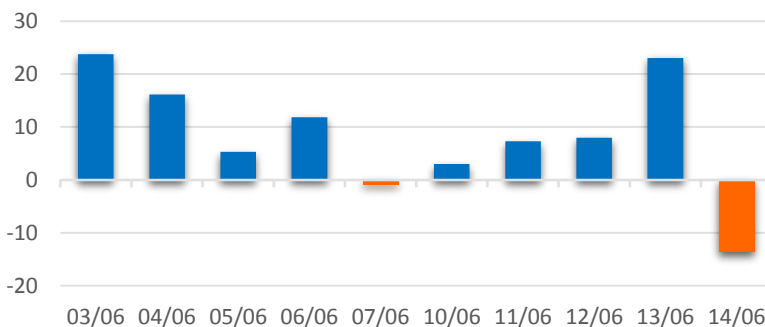
HSX 外資每日買/賣超



證券代碼	買超金額 (百萬盾)	證券代碼	賣超金額 (百萬盾)
PVS	702	SHS	1,322
SHB	221	INN	348
CDN	77	PMP	150
ONE	66	CAP	113
DXP	41	VCS	98

HNX 外資買/賣 超的前 5 名

UPCOM 外資每日買/賣超



證券代碼	買超金額 (百萬盾)	證券代碼	賣超金額 (百萬盾)
VEA	4,340	ACV	12,100
VGG	614	BSR	3,158
VTP	437	GEG	1,913
GVR	158	NTC	1,306
BLI	136	TCI	545

UPCOM 外資買/賣 超的前 5 名



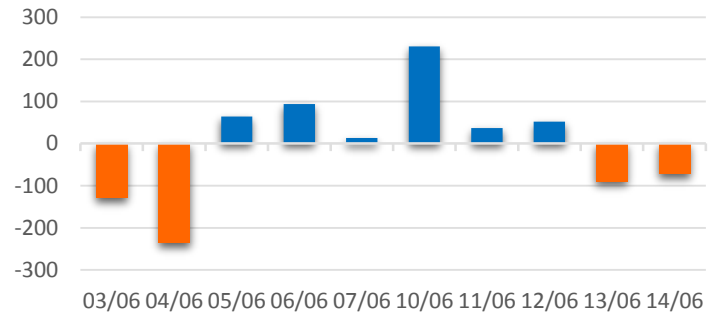
We Create **Fortune**

自營進出統計

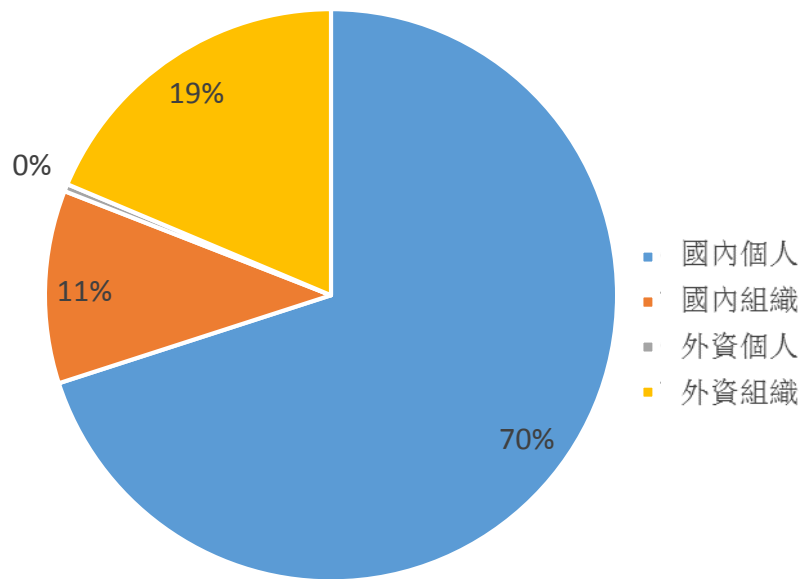
證券代碼	買超金額 (百萬盾)	證券代碼	賣超金額 (百萬盾)
MWG	5,102	EIB	45,993
VHM	1,722	E1VFN30	4,093
EIB	1,597	VNM	2,399
CII	1,031	VIC	2,344
VGC	803	TCB	2,268

券商自營交易最大前名

券商自營交易每日買/賣超 (bil. VND)



越南證券市場投資人類別統計

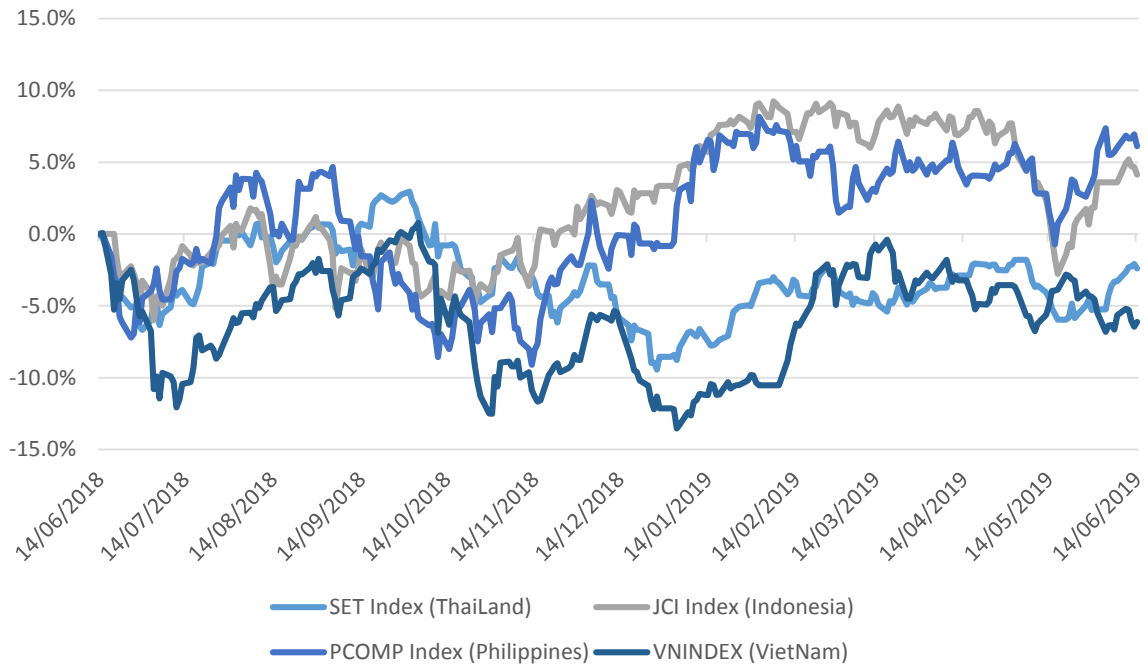


資料源: FiinPro – YSVN



We Create Fortune

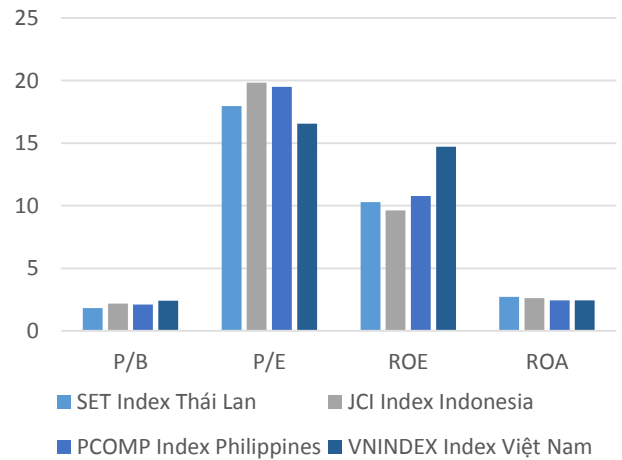
東南亞主要市場走勢比較



東南亞主要市場數據

		Thailand	Indonesia	Philippines	Vietnam
P/B		1.8x	2.2x	2.1x	2.4x
P/E		18.0x	19.8x	19.4x	16.6x
ROE	%	10.28	9.62	10.78	14.71
ROA	%	2.73	2.61	2.43	2.43
Vốn hóa	Tỷ USD	549.15	500.52	195.05	137.15
GTGD	Triệu USD	1.56	0.45	0.11	0.10
LS cổ tức	%	3.11	2.41	1.63	1.95

BloomBerg & YSVN





We Create **Fortune**

元大證券（越南）股份公司

個人客戶分析部

Nguyễn Thế Minh

研究分析經理

+84 28 3622 6868 ext 3826
minh.nguyen@yuanta.com.vn

Quách Đức Khánh

高級分析專員

+84 28 3622 6868 ext 3833
khanh.quach@yuanta.com.vn

Nguyễn Trịnh Ngọc Hồng

分析專員

+84 28 3622 6868 ext 3832
hong.nguyen@yuanta.com.vn

Phạm Tân Phát

高級分析專員

+84 28 3622 6868 ext 3830
phat.pham@yuanta.com.vn

個人客戶業務部

Nguyễn Thanh Tùng

總公司業務經理

+84 28 3622 6868 ext 3609
tung.nguyen@yuanta.com.vn

Chung Kim Hoa

華人客戶部經理

+84 28 3622 6868 ext 3828
hoa.chung@yuanta.com.vn

Phù Vĩnh Qué

堤岸分行經理

+84 28 3622 6868
que.phu@yuanta.com.vn

Nguyễn Việt Quang

河內分行經理

+84 28 3622 6868 ext 3404
quang.nguyen@yuanta.com.vn

Võ Thị Thu Thủy

平陽分行經理

+84 28 3622 6868 ext 3505
thuy.vo@yuanta.com.vn

Bùi Quốc Phong

同奈分行經理

+84 28 3622 6868
phong.bui@yuanta.com.vn

Nguyễn Đức Hoàn

河內南部營業中心經理

+84 28 3622 6868 ext 3409
hoan.nguyen@yuanta.com.vn



We Create **Fortune**

Appendix A: Important Disclosures

Analyst Certification

Each research analyst primarily responsible for the content of this research report, in whole or in part, certifies that with respect to each security or issuer that the analyst covered in this report: (1) all of the views expressed accurately reflect his or her personal views about those securities or issuers; and (2) no part of his or her compensation was, is, or will be, directly or indirectly, related to the specific recommendations or views expressed by that research analyst in the research report.

Ratings Definitions

BUY: We have a positive outlook on the stock based on our expected absolute or relative return over the investment period. Our thesis is based on our analysis of the company's outlook, financial performance, catalysts, valuation and risk profile. We recommend investors add to their position.

HOLD-Outperform: In our view, the stock's fundamentals are relatively more attractive than peers at the current price. Our thesis is based on our analysis of the company's outlook, financial performance, catalysts, valuation and risk profile.

HOLD-Underperform: In our view, the stock's fundamentals are relatively less attractive than peers at the current price. Our thesis is based on our analysis of the company's outlook, financial performance, catalysts, valuation and risk profile.

SELL: We have a negative outlook on the stock based on our expected absolute or relative return over the investment period. Our thesis is based on our analysis of the company's outlook, financial performance, catalysts, valuation and risk profile. We recommend investors reduce their position.

Under Review: We actively follow the company, although our estimates, rating and target price are under review.

Restricted: The rating and target price have been suspended temporarily to comply with applicable regulations and/or Yuanta policies.

Note: Yuanta research coverage with a Target Price is based on an investment period of 12 months. Greater China Discovery Series coverage does not have a formal 12 month Target Price and the recommendation is based on an investment period specified by the analyst in the report.

Global Disclaimer

© 2018 Yuanta. All rights reserved. The information in this report has been compiled from sources we believe to be reliable, but we do not hold ourselves responsible for its completeness or accuracy. It is not an offer to sell or solicitation of an offer to buy any securities. All opinions and estimates included in this report constitute our judgment as of this date and are subject to change without notice.

This report provides general information only. Neither the information nor any opinion expressed herein constitutes an offer or invitation to make an offer to buy or sell securities or other investments. This material is prepared for general circulation to clients and is not intended to provide tailored investment advice and does not take into account the individual financial situation and objectives of any specific person who may receive this report. Investors should seek financial advice regarding the appropriateness of investing in any securities, investments or investment strategies discussed or recommended in this report. The information contained in this report has been compiled from sources believed to be reliable but no representation or warranty, express or implied, is made as to its accuracy, completeness or correctness. This report is not (and should not be construed as) a solicitation to act as securities broker or dealer in any jurisdiction by any person or company that is not legally permitted to carry on such business in that jurisdiction.

Yuanta research is distributed in the United States only to Major U.S. Institutional Investors (as defined in Rule 15a-6 under the Securities Exchange Act of 1934, as amended and SEC staff interpretations thereof). All transactions by a US person in the securities mentioned in this report must be effected through a registered broker-dealer under Section 15 of the Securities Exchange Act of 1934, as amended. Yuanta research is distributed in Taiwan by Yuanta Securities Investment Consulting. Yuanta research is distributed in Hong Kong by Yuanta Securities (Hong Kong) Co. Limited, which is licensed in Hong Kong by the Securities and Futures Commission for regulated activities, including Type 4 regulated activity (advising on securities). In Hong Kong, this research report may not be redistributed, retransmitted or disclosed, in whole or in part or any form or manner, without the express written