

市場走勢 2019/06/21

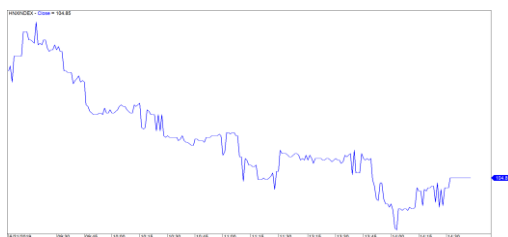
市場指數	VNI	HNI	UPCOM
收盤	959.20	104.85	55.12
%日	0.00%	-0.20%	-0.06%
%週	1.24%	1.10%	0.09%
%月	-2.56%	-1.57%	-0.52%
%年	-1.95%	-6.66%	5.77%
<b>成交值(十億盾)</b>			
當日	5,445	317	122
日均量/週	3,648	317	261
日均量/月	3,732	334	307
<b>外資進出</b>			
買進	1,667.91	3.23	43.18
賣出	2,019.11	5.30	42.25
買賣超	-351.20	-2.07	0.93
<b>市場漲跌家數</b>			
上漲	128	71	127
下跌	146	67	113
持平	112	232	643
<b>市場指標</b>			
P/E	16.40	9.33	17.80
總市值 (兆盾)	3,214	188	985
股息殖利率	4.92%	3.52%	7.54%

資料源: Bloomberg – YSVN

### VNINDEX



### HNIINDEX



## 市場走勢

上週最後一交易日 ATC 盤呈強勁波動，因這也是 2 支 ETF 基金第二季度結構期的關鍵一盤。VN-Index 收盤觸及平盤位 959.2 點。HNX 指數相反下跌 0.2%，收於 104.85 點。Upcom 指數略跌 0.06%，收於 55.12 點。三大證交撮合交易值達 4.55 兆越盾。

市場維持綠漲，但只在股票分歧時才窄幅區間交易。VN-Index 收盤時共有 128 家上漲，146 家下跌，銀行板塊經前一盤大幅上揚後卻只剩 CTG，TCB，VPB 股價上漲，而 VCB，BID，ACB，HDB 下挫。值得關注的是包括有 VNM，MSN，SAB 在內的重要消費股類直到盤尾一直上揚。出乎意料是 ATC 盤期間，VCB，VIC 以及一些個股遭兩支 ETF 基金拋售，包括 STB，DPM，HNG 呈下跌，而獲大量買入的 POW 也下跌 0.6%。

這是兩支外國 ETF 基金關鍵結構的一盤，因此交易突然飆升，三大證交拋售 3520 億越盾，集中到 STB，DPM，NVL，HNG。而 POW，BVH，HPG 獲大量買超。

## 短線市場觀點

我們預計今天市場可能會繼續復甦，VN-Index 可能會測試 960 點阻力區。同時，短期現金流顯著增加，且市場共識繼續增加。積極點是全球股市的積極走勢以及石油價格正是對越南股市漲勢的主要支撐因素。此外，投資者情緒繼續改善，股票比重繼續上升，表明支付機會繼續增加。

我們的趨勢指標仍維持下跌趨勢，阻力線位於 VN-index 的 960.73 點和 HNX-Index 的 105.16 點。因此，從謹慎角度來看，我們建議短線投資者可繼續觀市。同時，若投資者願意接受風險可考慮開新買位，並可按照建議比例逐步增加庫存。

建議短線投資比重：44% 股票 / 56% 現金

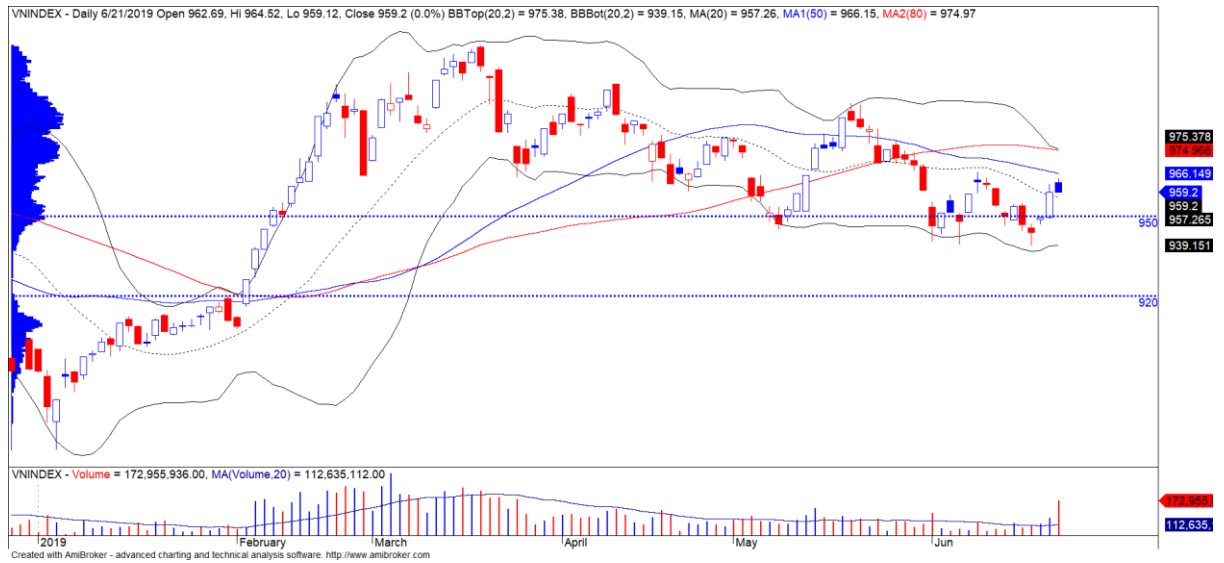
建議中線投資比重：45% 股票 / 55% 現金

(股票趨勢追蹤圖在下一頁內更新)

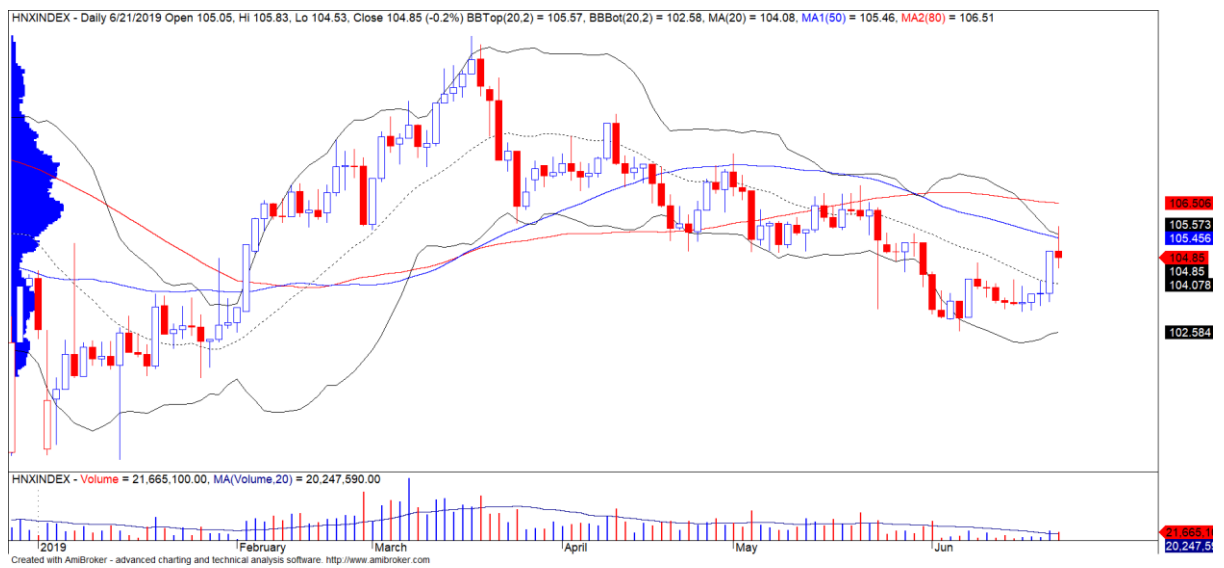


We Create Fortune

### 技術分析圖



指數技術分析圖 VN-Index



指數技術分析圖 HNX-Index

指數	短期趨勢	中期趨勢	阻力區 1	阻力區 2	支撐區 1	支撐區 2
VN-Index	下跌	上漲	1,000	1,025	965	953
HNX-Index	下跌	下跌	108	110	105	101
VN30	下跌	上漲	895	935	877	863
VNMidcaps	上漲	上漲	992	1,030	969	963
VNSmallcaps	上漲	上漲	835	845	822	804

We Create Fortune

## 股票趨勢追蹤表

股票	價格	短期趨勢	中期趨勢	短期買進價格	短期止損	暫計短期利潤%	短期訊號	中期買進價格	中期止損	暫計中期獲利%	中期訊號
AAA	18,400	上漲	上漲	18,600	17,677	-1.08%		16,850	16,230	9.20%	
ACB	29,500	上漲	下跌	29,600	28,395	-0.34%			31,452		
ACV	86,300	上漲	上漲	83,000	83,191	3.98%		90,000	79,578	-4.11%	
ANV	26,800	下跌	下跌		28,357				31,748		
ASM	7,080	下跌	下跌		7,200				7,980		
BFC	19,950	下跌	下跌		20,541				22,448		
BID	32,500	上漲	上漲	32,650	31,063	-0.46%		33,400	31,227	-2.69%	
BMP	42,800	上漲	下跌	44,500	42,236	-3.82%			48,377		
BSR	13,000	下跌	下跌		13,396				14,995		
BVH	79,500	上漲	下跌	79,000	77,365	0.63%			85,113		
BWE	26,700	上漲	上漲	25,850	25,669	3.29%		20,000	24,073	33.50%	
CEO	11,500	上漲	下跌	11,900	11,344	-3.36%			12,742		
CII	22,600	下跌	下跌		23,388				24,605		
CMG	37,500	上漲	上漲	37,800	34,476	-0.79%		23,200	31,773	61.64%	
CMX	22,050	下跌	上漲		23,468			5,910	21,617	273.10%	
CSM	14,850	上漲	上漲	15,250	14,746	-2.62%		14,390	14,225	3.19%	
CTD	97,500	下跌	下跌		102,191				117,340		
CTG	21,400	上漲	上漲	21,000	19,860	1.90%		22,700	19,639	-5.73%	
CTI	23,300	上漲	下跌	23,800	22,663	-2.10%			25,172		
CTR	27,800	下跌	N/A		28,535				4,011		
CVT	18,200	下跌	下跌		18,809				20,873		
DCM	8,180	下跌	下跌		8,394				8,883		
DGC	28,000	下跌	下跌		28,963				32,940		
DGW	21,500	下跌	下跌		21,765				23,949		
DHA	35,900	上漲	上漲	32,250	34,099	11.32%		29,100	31,700	23.37%	
DHC	42,550	上漲	上漲	40,900	41,616	4.03%		35,200	37,491	20.88%	
DHG	103,500	下跌	下跌		107,732				121,458		
DIG	13,650	下跌	下跌		14,156				15,272		
DPG	36,800	下跌	上漲		38,053			40,018	34,775	-8.04%	
DPM	16,000	下跌	下跌		17,133				19,155		
DPR	46,000	上漲	上漲	43,400	43,146	5.99%		42,500	40,210	8.24%	
DQC	18,050	下跌	下跌		18,874				21,171		
DRC	18,500	下跌	下跌		19,342				22,073		

We Create Fortune

<b>DXG</b>	19,100	上漲	下跌	19,100	18,810	0.00%	買進		20,749		
<b>EIB</b>	18,300	上漲	上漲	17,800	17,578	2.81%		14,700	16,475	24.49%	
<b>FCN</b>	14,200	下跌	上漲		14,551			16,050	13,649	-11.53%	
<b>FMC</b>	28,550	上漲	下跌	28,950	27,778	-1.38%			30,620		
<b>FPT</b>	45,400	上漲	上漲	45,200	43,802	0.44%		46,000	42,214	-1.30%	
<b>GAS</b>	105,500	上漲	上漲	105,500	105,433	0.00%	買進	101,000	101,898	4.46%	
<b>GEX</b>	21,500	下跌	下跌	22,900	21,903	-4.35%	賣出	24,700	21,615	-12.49%	賣出
<b>GIL</b>	26,900	上漲	下跌	27,300	25,941	-1.47%			29,666		
<b>GMD</b>	26,150	下跌	下跌		26,622				27,993		
<b>GTN</b>	18,900	下跌	上漲		19,940			15,000	16,369	26.00%	
<b>GVR</b>	13,300	上漲	下跌	13,500	12,576	-1.48%			N/A		
<b>HAG</b>	5,090	上漲	下跌	5,150	4,973	-1.17%			5,623		
<b>HAX</b>	14,250	上漲	下跌	14,250	14,223	0.00%	買進		15,345		
<b>HBC</b>	15,700	下跌	下跌		16,158				18,315		
<b>HCM</b>	24,000	上漲	下跌	24,000	23,959	0.00%	買進		26,600		
<b>HDB</b>	26,600	上漲	下跌	27,600	25,944	-3.62%			29,313		
<b>HDC</b>	15,250	上漲	上漲	15,250	14,314	0.00%		15,250	13,124	0.00%	
<b>HDG</b>	32,250	上漲	下跌	32,700	30,867	-1.38%			34,589		
<b>HNG</b>	15,600	上漲	下跌	15,750	15,076	-0.95%			16,554		
<b>HPG</b>	23,700	上漲	下跌	23,850	22,763	-0.63%			25,712		
<b>HSG</b>	7,730	下跌	上漲		8,001			9,300	7,015	-16.88%	
<b>HT1</b>	16,150	下跌	上漲		16,686			14,800	15,465	9.12%	
<b>HUT</b>	2,800	下跌	下跌		3,005				3,532		
<b>HVN</b>	43,200	上漲	上漲	43,600	41,378	-0.92%		39,000	38,265	10.77%	
<b>KBC</b>	14,200	上漲	下跌	14,300	14,146	-0.70%			15,013		
<b>KDH</b>	24,350	上漲	下跌	23,424	23,825	3.95%			24,759		
<b>KSB</b>	22,000	下跌	下跌		22,402				25,364		
<b>LCG</b>	10,100	下跌	下跌		10,292				11,439		
<b>LDG</b>	8,680	下跌	下跌		9,035				10,387		
<b>LHG</b>	18,750	下跌	上漲		19,831			19,300	17,020	-2.85%	
<b>LPB</b>	7,900	下跌	下跌		8,123				8,628		
<b>LSS</b>	5,530	下跌	下跌		5,629				5,906		
<b>MBB</b>	21,300	上漲	上漲	21,300	20,357	0.00%		21,850	20,106	-2.52%	
<b>MPC</b>	33,000	下跌	下跌		35,980				42,444		
<b>MSN</b>	84,000	下跌	上漲		85,977			89,000	80,742	-5.62%	
<b>MSR</b>	18,800	下跌	下跌		20,415				20,715		

We Create Fortune

<b>MWG</b>	91,000	上漲	上漲	88,300	87,404	3.06%		88,700	83,045	2.59%	
<b>NDN</b>	16,800	上漲	上漲	14,100	15,397	19.15%		13,700	12,850	22.63%	
<b>NKG</b>	6,280	上漲	下跌	6,400	6,239	-1.88%			7,273		
<b>NLG</b>	30,150	上漲	上漲	29,700	28,547	1.52%		28,700	27,833	5.05%	
<b>NT2</b>	26,500	下跌	下跌		27,696				29,219		
<b>NTL</b>	23,650	上漲	上漲	22,950	22,369	3.05%		10,450	21,175	126.32%	
<b>NVL</b>	57,000	下跌	下跌		59,441				62,332		
<b>OIL</b>	12,100	下跌	下跌		12,582				14,012		
<b>PAC</b>	36,800	上漲	下跌	38,000	36,200	-3.16%			38,859		
<b>PC1</b>	19,300	下跌	下跌		20,083				21,023		
<b>PDR</b>	25,550	上漲	上漲	24,100	24,731	6.02%		29,000	22,941	-11.90%	
<b>PHR</b>	58,900	下跌	上漲		59,085			24,000	50,969	145.42%	
<b>PLX</b>	63,000	上漲	上漲	63,500	60,283	-0.79%		62,400	58,426	0.96%	
<b>PNJ</b>	74,200	下跌	上漲		75,397			104,000	72,834	-28.65%	
<b>POW</b>	15,400	下跌	上漲		16,190			15,700	13,915	-1.91%	
<b>PVT</b>	16,400	下跌	下跌		16,961				17,615		
<b>PPC</b>	28,950	上漲	上漲	28,750	27,211	0.70%		19,700	24,232	46.95%	
<b>PTB</b>	67,800	上漲	上漲	66,600	65,889	1.80%		64,000	60,891	5.94%	
<b>PVB</b>	19,600	上漲	上漲	19,600	19,413	0.00%	買進	20,100	16,786	-2.49%	
<b>PVD</b>	18,800	下跌	上漲		19,001			18,500	17,783	1.62%	
<b>PVI</b>	37,100	下跌	下跌		37,238				39,699		
<b>PVS</b>	23,200	上漲	上漲	23,000	21,383	0.87%		21,100	21,468	9.95%	
<b>PXS</b>	4,870	下跌	上漲		5,036			4,850	4,262	0.41%	
<b>QNS</b>	29,300	下跌	下跌		29,805				33,041		
<b>REE</b>	32,250	下跌	上漲		32,544			33,325	31,114	-3.23%	
<b>SAB</b>	278,000	上漲	上漲	253,000	263,945	9.88%		245,000	249,462	13.47%	
<b>SAM</b>	8,270	上漲	上漲	8,250	7,924	0.24%		7,400	7,424	11.76%	
<b>SCR</b>	7,330	上漲	下跌	7,500	7,255	-2.27%			7,611		
<b>SHI</b>	8,360	上漲	上漲	8,140	8,033	2.70%		6,990	7,300	19.60%	
<b>SJS</b>	19,550	上漲	下跌	18,300	18,990	6.83%			19,930		
<b>SKG</b>	14,200	上漲	下跌	13,950	14,023	1.79%			14,892		
<b>SSI</b>	25,100	下跌	下跌		25,255				27,071		
<b>STB</b>	11,450	下跌	下跌		11,707			13,000	11,486	-11.65%	賣出
<b>TCB</b>	20,800	下跌	下跌		21,319				N/A		
<b>TCM</b>	26,800	下跌	下跌		27,461				31,246		
<b>TDH</b>	12,700	上漲	上漲	11,700	12,403	8.55%		11,650	11,194	9.01%	

We Create Fortune

TLH	5,030	下跌	上漲		5,128			5,390	4,797	-6.68%	
TNG	18,900	下跌	上漲		19,538			12,000	16,367	57.50%	
VCB	71,000	上漲	上漲	69,200	67,569	2.60%		62,000	62,992	14.52%	
VCG	28,100	上漲	上漲	28,100	26,918	0.00%		19,200	23,906	46.35%	
VCS	62,000	上漲	下跌	63,100	60,416	-1.74%			69,165		
VGC	20,950	上漲	下跌	20,900	19,687	0.24%			21,647		
VGT	10,900	上漲	下跌	11,379	10,694	-4.21%			13,091		
VHC	87,000	下跌	下跌		89,033				98,088		
VHM	78,500	下跌	下跌		80,834				89,697		
VIB	16,700	下跌	下跌		16,951				18,185		
VIC	114,500	下跌	上漲		117,683			112,000	108,251	2.23%	
VIP	5,670	下跌	下跌		5,825				6,129		
VJC	123,200	上漲	上漲	123,300	117,235	-0.08%		124,500	113,667	-1.04%	
VND	15,600	下跌	下跌		15,861				17,129		
VNG	21,500	上漲	上漲	20,600	20,381	4.37%		21,500	21,275	0.00%	買進
VNM	125,500	下跌	下跌		126,360				135,683		
VPB	19,300	上漲	下跌	18,600	18,000	3.76%			19,817		
VPI	41,800	上漲	下跌	41,750	40,928	0.12%			43,124		
VRC	16,200	下跌	下跌		16,680				18,053		
VRE	34,300	下跌	上漲		34,992			35,000	31,179	-2.00%	
VSC	31,800	下跌	下跌		32,686				35,256		

### LARGECAPS 大型股票趨勢追蹤表

股票	價格	短期趨勢	中期趨勢	短期買進價格	短期止損	暫計短期利潤%	短期訊號	中期買進價格	中期止損	暫計中期獲利%	中期訊號
ACB	29,500	上漲	下跌	29,600	28,395	-0.34%			31,452		
BID	32,500	上漲	上漲	32,650	31,063	-0.46%		33,400	31,227	-2.69%	
BSR	13,000	下跌	下跌		13,396				14,995		
BVH	79,500	上漲	下跌	79,000	77,365	0.63%			85,113		
CTG	21,400	上漲	上漲	21,000	19,860	1.90%		22,700	19,639	-5.73%	
EIB	18,300	上漲	上漲	17,800	17,578	2.81%		14,700	16,475	24.49%	
FPT	45,400	上漲	上漲	45,200	43,802	0.44%		40,997	42,214	10.74%	
GAS	105,500	上漲	上漲	105,500	105,433	0.00%	買進	99,026	101,898	6.54%	
HDB	26,600	上漲	下跌	27,600	25,944	-3.62%			29,313		
HNG	15,600	上漲	下跌	15,750	15,076	-0.95%			16,554		
HPG	23,700	上漲	下跌	23,850	22,763	-0.63%			25,712		

We Create Fortune

HVN	43,200	上漲	上漲	43,600	41,378	-0.92%		39,000	38,265	10.77%	
KDH	24,350	上漲	下跌	23,424	23,825	3.95%			24,759		
MBB	21,300	上漲	上漲	21,300	20,357	0.00%		21,271	20,106	0.14%	
MSN	84,000	下跌	上漲		85,977			89,000	80,742	-5.62%	
MWG	91,000	上漲	上漲	88,300	87,404	3.06%		88,700	83,045	2.59%	
NVL	57,000	下跌	下跌		59,441				62,332		
OIL	12,100	下跌	下跌		12,582				14,012		
PLX	63,000	上漲	N/A	63,500	60,283	-0.79%		62,400	58,426	0.96%	
PNJ	74,200	下跌	上漲		75,397			77,881	72,834	-4.73%	
POW	15,400	下跌	上漲		16,190			15,700	13,915	-1.91%	
PVS	23,200	上漲	上漲	23,000	21,383	0.87%		21,100	21,468	9.95%	
QNS	29,300	下跌	下跌		29,805				33,041		
REE	32,250	下跌	上漲		32,544			33,325	31,114	-3.23%	
ROS	30,000	下跌	上漲		31,694			34,800	27,327	-13.79%	
SSI	25,100	下跌	下跌		25,255				27,071		
STB	11,450	下跌	下跌		11,707			13,000	11,486	-11.65%	賣出
TCB	20,800	下跌	下跌		21,319				23,863		
TPB	23,600	下跌	下跌		24,733				N/A		
VCB	71,000	上漲	上漲	69,200	67,569	2.60%		62,000	62,992	14.52%	
VCG	28,100	上漲	上漲	28,100	26,918	0.00%		18,441	23,906	52.38%	
VEA	58,200	上漲	下跌	50,000	56,321	16.40%			N/A		
VGI	28,000	下跌	下跌		29,042				N/A		
VHM	78,500	下跌	下跌		80,834				89,697		
VIB	16,700	下跌	下跌		16,951				18,185		
VIC	114,500	下跌	上漲		117,683			112,000	108,251	2.23%	
VJC	123,200	上漲	上漲	123,300	117,235	-0.08%		124,500	113,667	-1.04%	
VNM	125,500	下跌	下跌		126,360				135,683		
VPB	19,300	上漲	下跌	18,600	18,000	3.76%			19,817		
VRE	34,300	下跌	上漲		34,992			33,996	31,179	0.89%	

### MIDCAPS 中型股票趨勢追蹤表

股票	價格	短期趨勢	中期趨勢	短期買進價格	短期止損	暫計短期利潤%	短期訊號	中期買進價格	中期止損	暫計中期獲利%	中期訊號
AAA	18,400	上漲	上漲	18,600	17,677	-1.08%		16,850	16,230	9.20%	
ANV	26,800	下跌	下跌		28,357				31,748		
ASM	7,080	下跌	下跌		7,200				7,980		
BMP	42,800	上漲	下跌	44,500	42,236	-3.82%			48,377		
BWE	26,700	上漲	上漲	25,850	25,669	3.29%		19,440	24,073	37.35%	

We Create Fortune

C4G	8,900	下跌	#N/A		9,317			#N/A		
CEO	11,500	上漲	下跌	11,900	11,344	-3.36%		12,742		
CII	22,600	下跌	下跌		23,388			24,605		
CRE	24,550	下跌	#N/A		24,905			#N/A		
CTI	23,300	上漲	下跌	23,800	22,663	-2.10%		25,172		
CTR	27,800	下跌	#N/A		28,535			#N/A		
DCM	8,180	下跌	下跌		8,394			8,883		
DHC	42,550	上漲	上漲	40,900	41,616	4.03%		35,200	37,491	20.88%
DIG	13,650	下跌	下跌		14,156			15,272		
DPM	16,000	下跌	下跌		17,133			19,155		
DRC	18,500	下跌	下跌		19,342			22,073		
DXG	19,100	上漲	下跌	19,100	18,810	0.00%	買進		20,749	
E1VFN30	14,410	下跌	下跌		14,662				15,358	
FCN	14,200	下跌	上漲		14,551			16,050	13,649	-11.53%
FLC	4,340	下跌	下跌		4,474			4,824		
FTM	23,600	下跌	上漲		24,581			16,250	21,483	45.23%
GEG	22,700	上漲	上漲	22,800	20,909	-0.44%		12,900	20,497	75.97%
GEX	21,500	下跌	下跌	22,900	21,903	-4.35%	賣出	24,700	21,615	-12.49%
GMD	26,150	下跌	下跌		26,622				27,993	
GTN	18,900	下跌	上漲		19,940			15,000	16,369	26.00%
GVR	13,300	上漲	#N/A	13,500	12,576	-1.48%			#N/A	
HAG	5,090	上漲	下跌	5,150	4,973	-1.17%			5,623	
HBC	15,700	下跌	下跌		16,158				18,315	
HCM	24,000	上漲	下跌	24,000	23,959	0.00%	買進		26,600	
HDG	32,250	上漲	下跌	32,700	30,867	-1.38%			34,589	
HPX	26,800	上漲	#N/A	26,800	26,092	0.00%			#N/A	
HSG	7,730	下跌	上漲		8,001			8,452	7,015	-8.55%
HT1	16,150	下跌	上漲		16,686			14,800	15,465	9.12%
IBC	21,750	上漲	上漲	20,900	20,940	4.07%		24,900	19,767	-12.65%
IDI	7,250	下跌	下跌		7,530			9,150	7,253	-20.74%
IJC	11,250	上漲	下跌	10,800	10,106	4.17%			11,501	
ITA	3,060	下跌	上漲		3,194			3,200	2,749	-4.38%
KBC	14,200	上漲	下跌	14,300	14,146	-0.70%			15,013	
KSB	22,000	下跌	下跌		22,402				25,364	
LDG	8,680	下跌	下跌		9,035				10,387	
LPB	7,900	下跌	下跌		8,123				8,628	
MBS	15,300	下跌	#N/A		15,928			16,000	#N/A	#N/A
MPC	33,000	下跌	下跌		35,980				42,444	

We Create Fortune

NBB	20,500	下跌	上漲		22,264			21,500	18,830	-4.65%	
NKG	6,280	上漲	下跌	6,400	6,239	-1.88%			7,273		
NLG	30,150	上漲	上漲	29,700	28,547	1.52%		28,700	27,833	5.05%	
NT2	26,500	下跌	下跌		27,696				29,219		
NTC	134,200	下跌	#N/A		147,691			120,000	#N/A	#N/A	
NTL	23,650	上漲	上漲	22,950	22,369	3.05%		9,331	21,175	153.45%	
NVB	8,300	下跌	下跌		8,436				9,224		
OGC	4,100	下跌	下跌		4,351				4,794		
PC1	19,300	下跌	下跌		20,083				21,023		
PDR	25,550	上漲	上漲	24,100	24,731	6.02%		23,595	22,941	8.29%	
PHR	58,900	下跌	上漲		59,085			22,864	50,969	157.61%	
PPC	28,950	上漲	上漲	28,750	27,211	0.70%		17,422	24,232	66.17%	
PTB	67,800	上漲	上漲	66,600	65,889	1.80%		60,780	60,891	11.55%	
PVD	18,800	下跌	上漲		19,001			18,500	17,783	1.62%	
PVI	37,100	下跌	下跌		37,238				39,699		
PVT	16,400	下跌	下跌		16,961				17,615		
QCG	4,840	下跌	上漲		5,192			5,910	4,638	-18.10%	
SAM	8,270	上漲	上漲	8,250	7,924	0.24%		7,400	7,424	11.76%	
SBT	17,100	下跌	下跌		17,652				18,829		
SCR	7,330	上漲	下跌	7,500	7,255	-2.27%			7,611		
SHB	7,000	下跌	下跌		7,295				7,714		
SHS	10,200	上漲	上漲	11,900	9,853	-14.29%		12,100	9,216	-15.70%	
SJS	19,550	上漲	下跌	18,300	18,990	6.83%			19,930		
STK	23,000	下跌	上漲		23,807			17,000	19,981	35.29%	
SZC	19,650	上漲	#N/A	16,750	19,281	17.31%			#N/A		
TCH	20,100	下跌	下跌		21,158			21,000	20,591	-1.95%	賣出
TCM	26,800	下跌	下跌		27,461				31,246		
TNG	18,900	下跌	上漲		19,538			12,000	16,367	57.50%	
TTB	22,600	下跌	下跌		23,547				25,264		
VCI	32,700	上漲	下跌	32,100	31,244	1.87%			35,715		
VGT	10,900	上漲	#N/A	12,000	10,694	-9.17%			#N/A		
VHC	87,000	下跌	下跌		89,033				98,088		
VND	15,600	下跌	下跌		15,861				17,129		
VNG	21,500	上漲	上漲	20,600	20,381	4.37%		21,500	21,275	0.00%	買進
VPI	41,800	上漲	下跌	41,750	40,928	0.12%			42,859		

We Create Fortune

## MALLCAPS 小型股票趨勢追蹤表

股票	價格	短期趨勢	中期趨勢	短期買進價格	短期止損	暫計短期利潤%	短期訊號	中期買進價格	中期止損	暫計中期獲利%	中期訊號
AAV	10,100	下跌	#N/A		10,427			16,850	#N/A	#N/A	
AGR	3,960	上漲	上漲	3,890	3,700	1.80%		3,990	3,542	-0.75%	
AMD	1,790	下跌	下跌		1,915				2,074		
APG	9,000	上漲	下跌	8,500	7,425	5.88%			9,066		
ART	2,500	下跌	下跌		2,795				3,335		
BCC	8,100	下跌	上漲		8,435			7,700	7,657	5.19%	
BCG	5,930	上漲	上漲	5,900	5,394	0.51%		6,390	5,406	-7.20%	
C69	17,900	上漲	上漲	8,800	14,137	103.41%		5,300	8,706	237.74%	
CCL	5,450	上漲	上漲	3,550	4,599	53.52%		3,460	3,933	57.51%	
CRC	14,850	下跌	下跌		15,465				18,123		
CVT	18,200	下跌	下跌		18,809				20,873		
DAG	6,230	下跌	下跌		6,442				7,234		
DAH	8,560	下跌	上漲		8,609			4,664	7,539	83.53%	
DGW	21,500	下跌	下跌		21,765				23,949		
DLG	1,500	下跌	下跌		1,548				1,645		
DRH	7,200	下跌	下跌		7,362				7,759		
DTD	13,600	上漲	上漲	15,000	13,307	-9.33%		12,900	11,410	5.43%	
EVG	2,710	下跌	下跌		2,876				3,023		
FIT	3,290	上漲	上漲	3,280	3,187	0.30%		3,640	2,853	-9.62%	
GKM	15,300	下跌	上漲		15,532			11,425	14,952	33.92%	
HAH	12,050	下跌	下跌		12,328				12,668		
HAI	1,830	上漲	下跌	1,710	1,774	7.02%			1,935		
HAP	3,550	下跌	上漲		3,730			3,670	3,246	-3.27%	
HAR	4,260	上漲	上漲	3,250	4,119	31.08%		3,710	3,500	14.82%	
HCD	3,840	下跌	下跌		3,985				4,568		
HDA	10,400	下跌	下跌		10,448				11,187		
HDC	15,250	上漲	上漲	15,250	14,314	0.00%		15,250	13,124	0.00%	
HHP	17,000	下跌	#N/A		17,742				#N/A		
HHS	3,520	下跌	下跌		3,668				3,912		
HII	12,450	下跌	下跌		13,020				14,296		
HQC	1,400	上漲	下跌	1,430	1,357	-2.10%			1,505		
HSL	8,150	下跌	下跌		9,122				11,235		
HUT	2,800	下跌	下跌		3,005				3,532		
HVG	3,120	下跌	下跌		3,253				4,892		
HVH	26,600	上漲	#N/A	26,150	25,175	1.72%			#N/A		

We Create Fortune

JVC	3,030	下跌	上漲		3,143			3,280	2,981	-7.62%	
KLF	1,400	下跌	下跌		1,703				1,888		
KMR	2,930	下跌	上漲		3,197			3,680	2,649	-20.38%	
LCG	10,100	下跌	下跌		10,292				11,439		
LGL	10,650	上漲	上漲	10,400	10,002	2.40%		7,113	8,588	49.72%	
LHG	18,750	下跌	上漲		19,831			19,300	17,020	-2.85%	
LMH	15,950	下跌	#N/A		16,898				#N/A		
MST	2,800	下跌	下跌		3,194				4,156		
NDN	16,800	上漲	上漲	14,100	15,397	19.15%		13,104	12,850	28.20%	
PHC	13,400	上漲	上漲	13,400	12,889	0.00%		14,450	12,650	-7.27%	
PVB	19,600	上漲	上漲	19,600	19,413	0.00%	買進	20,100	16,786	-2.49%	
PVC	7,000	下跌	上漲		7,387			7,100	6,199	-1.41%	
PXL	6,200	下跌	下跌		6,505				7,604		
PXS	4,870	下跌	上漲		5,036			4,850	4,262	0.41%	
QBS	2,920	下跌	下跌		3,241				3,619		
SFG	15,000	下跌	上漲		16,653			11,494	14,977	30.50%	
SHI	8,360	上漲	上漲	8,800	8,033	-5.00%		6,233	7,300	34.13%	
SJF	2,920	上漲	下跌	3,140	2,885	-7.01%			4,189		
SKG	14,200	上漲	下跌	13,950	14,023	1.79%			14,892		
TDH	12,700	上漲	上漲	11,700	12,403	8.55%		11,650	11,194	9.01%	
TIG	3,500	下跌	上漲		3,828			3,200	3,029	9.38%	
TLD	5,400	下跌	下跌		5,718				6,594		
TLH	5,030	下跌	上漲		5,128			5,850	4,797	-14.02%	
TNI	10,950	下跌	上漲		12,927			12,150	10,209	-9.88%	
TTF	3,200	下跌	上漲		3,397			3,990	3,028	-19.80%	
TTH	4,300	下跌	上漲		4,501			5,273	4,217	-18.45%	
TVB	17,650	下跌	下跌		17,914				19,936		
TVC	12,300	下跌	下跌		12,635				13,870		
VC3	23,600	上漲	上漲	23,100	22,858	2.16%		22,000	21,070	7.27%	
VCR	31,500	上漲	上漲	13,300	27,210	136.84%		3,900	18,360	707.69%	
VNE	4,250	上漲	上漲	4,350	4,110	-2.30%		4,650	3,958	-8.60%	
VPG	22,800	上漲	上漲	20,400	20,043	11.76%		20,456	18,842	11.46%	
VRC	16,200	下跌	下跌		16,680				18,053		
YBM	10,400	下跌	下跌		10,868				12,699		



We Create Fortune

胡志明市交易所 (HSX)

	收盤	漲跌%
VNI	959.2	0.00%
VN30	866.53	0.22%
VN Mid	965.69	-0.20%
VN Small	815.5	-0.09%

河內交易所 (HSX)

	收盤	漲跌%
HNI	104.85	-0.20%
HN30	190.56	-0.40%
VNX AllSh	843.1	0.06%

UPCOM 市場 (UPCoM)

	收盤	漲跌%
UPCoM	55.12	-0.06%

外資交易	成交值(十億盾)	
買進	1667.91	
賣出	2019.11	
買超/賣超	-351.2	

外資交易	成交值(十億盾)	
買進	3.23	
賣出	5.30	
買超/賣超	-2.07	

外資交易	成交值(十億盾)	
買進	43.18	
賣出	42.25	
買超/賣超	0.93	

上漲排名/股碼	漲跌(VND)	漲跌%
SFG	700	4.90%
IJC	500	4.65%
FRT	2100	3.75%
TIP	900	3.21%
DXG	550	2.96%

上漲排名/股碼	漲跌(VND)	漲跌%
L14	900	1.88%
NDN	200	1.20%
DGC	300	1.08%
PVS	200	0.87%
VCG	200	0.72%

上漲排名/股碼	漲跌(VND)	漲跌%
VEF	15520	12.64%
QNS	750	2.66%
BCM	610	2.39%
MPC	590	1.80%
SDI	1250	1.79%

下跌排名/股碼	漲跌(VND)	漲跌%
TNI	-800	-6.81%
GEX	-700	-3.15%
CTF	-600	-2.60%
NT2	-650	-2.39%
PDR	-550	-2.11%

下跌排名/股碼	漲跌(VND)	漲跌%
SHB	-100	-1.41%
BCC	-100	-1.22%
SHS	-100	-0.97%
CEO	-100	-0.86%
TAR	-200	-0.67%

下跌排名/股碼	漲跌(VND)	漲跌%
MNB	-2000	-5.80%
GVR	-400	-2.91%
NTC	-2300	-1.68%
CTR	-400	-1.44%
VGI	-350	-1.24%

\*備註：市值>5,000 億盾；成交值>15 億盾

市值排名/股碼	十億盾	
VIC	397,530	
VHM	261,597	
VCB	258,880	
VNM	214,888	
GAS	198,477	

市值排名/股碼	十億盾	
ACB	36,043	
VCG	12,324	
PVS	10,802	
VCS	9,549	
SHB	8,422	

市值排名/股碼	十億盾	
ACV	184,305	
VGI	87,531	
VEA	78,519	
MCH	59,590	
GVR	53,912	

交易量排名/股碼	成交值	30 日均
POW	37,355,780	2,851,113
STB	15,220,810	2,576,656
ROS	12,855,180	9,985,639
VHM	11,243,362	1,195,398
DPM	6,145,890	442,197

交易量排名/股碼	成交值	30 日均
VIX	4,644,860	117,375
PVS	4,141,032	3,123,959
SHB	2,650,748	4,978,949
SHS	1,089,955	796,607
NDN	995,200	962,640

交易量排名/股碼	成交值	30 日均
GVR	914,460	932,421
BSR	897,450	1,339,321
PPI	754,444	226,680
VGI	624,915	757,985
MNB	582,708	2,106

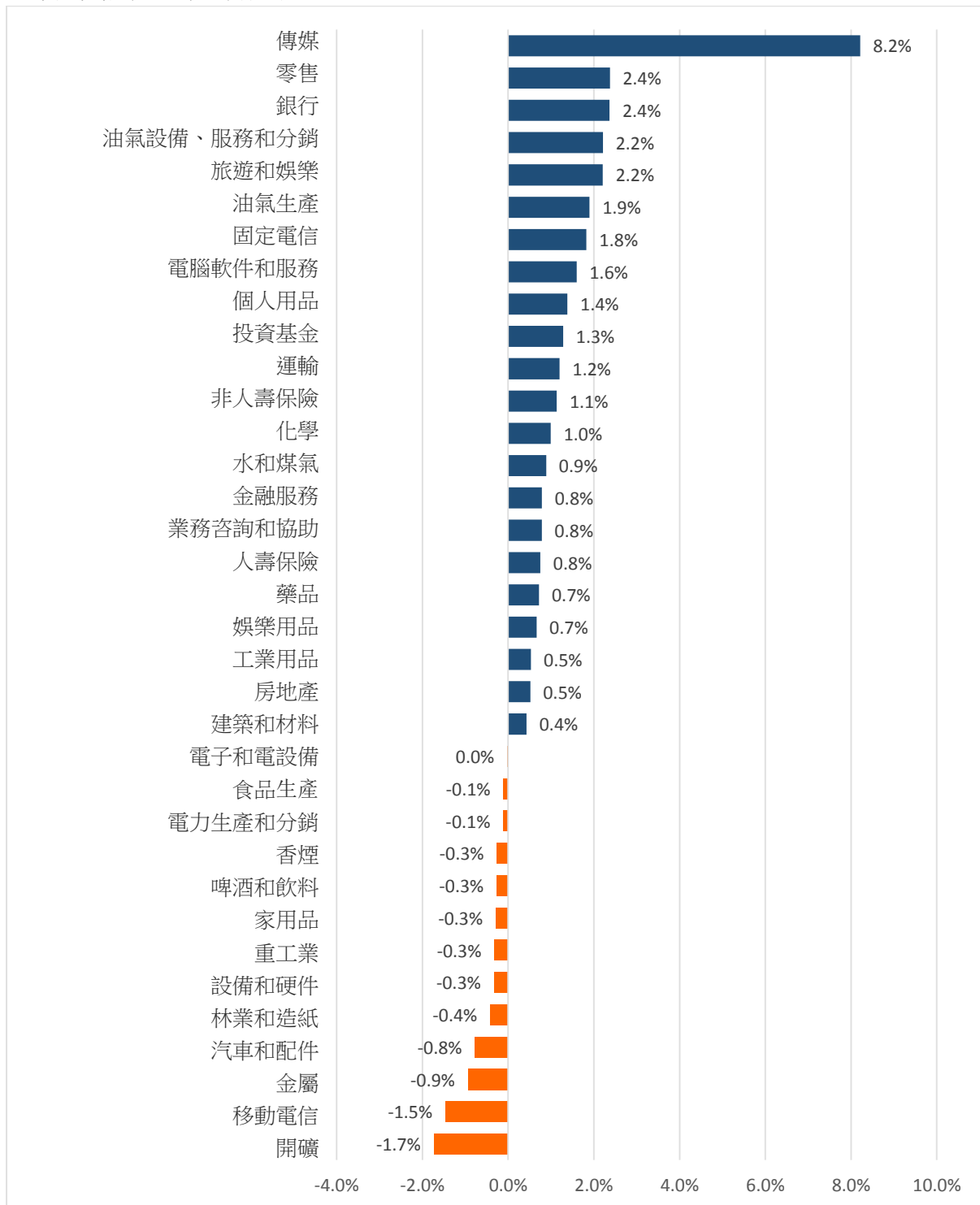
資料源: Bloomberg & Yuanta Research

資料源: Bloomberg & Yuanta Research

資料源: Bloomberg & Yuanta Research

We Create **Fortune**

## 各行業板塊的交易走勢



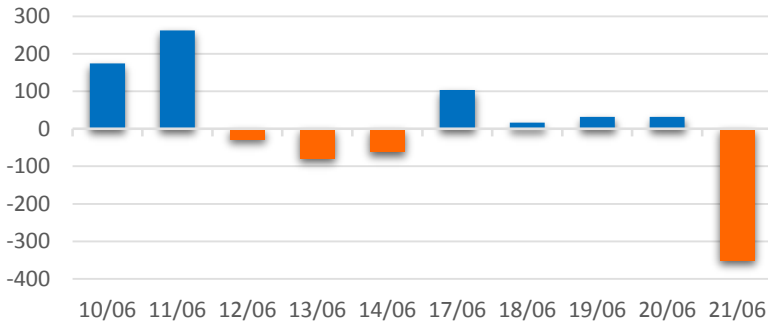
資料源: FiinPro – YSVN



We Create Fortune

## 外資買進賣統計

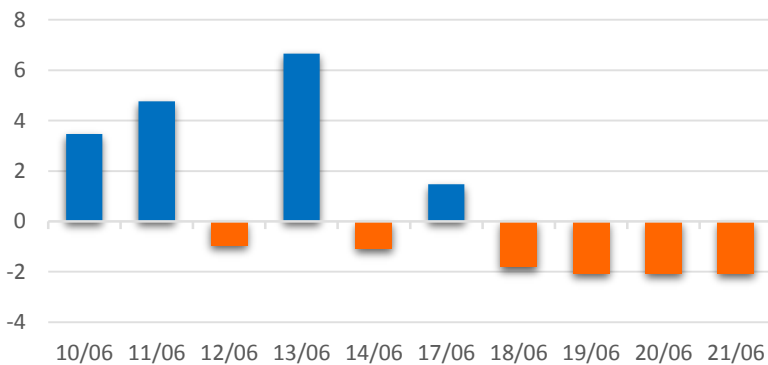
HSX 外資每日買/賣超



證券代碼	買超金額 (百萬盾)	證券代碼	賣超金額 (百萬盾)
<b>POW</b>	85,471	<b>STB</b>	130,711
<b>BVH</b>	19,102	<b>DPM</b>	90,779
<b>HPG</b>	18,585	<b>NVL</b>	47,178
<b>VNM</b>	16,119	<b>HNG</b>	44,480
<b>E1VFN30</b>	15,629	<b>SBT</b>	37,479

HSX 外資買/賣超的前 5 名

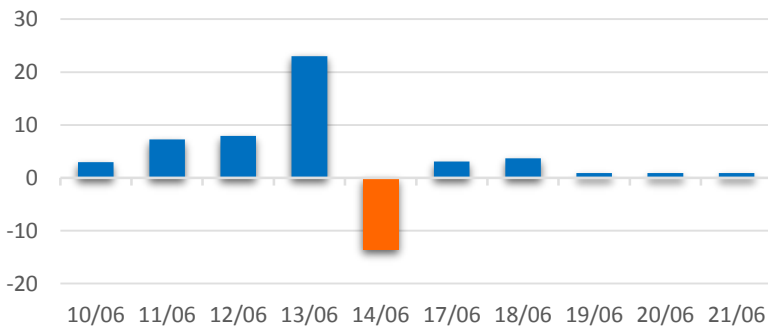
HNX 外資每日買/賣超



證券代碼	買超金額 (百萬盾)	證券代碼	賣超金額 (百萬盾)
<b>PVS</b>	1,110	<b>TNG</b>	841
<b>SHB</b>	350	<b>CEO</b>	808
<b>TIG</b>	228	<b>DBC</b>	734
<b>TTT</b>	194	<b>IVS</b>	309
<b>SRA</b>	89	<b>ART</b>	260

HNX 外資買/賣超的前 5 名

UPCOM 外資每日買/賣超



證券代碼	買超金額 (百萬盾)	證券代碼	賣超金額 (百萬盾)
<b>ACV</b>	6,415	<b>BSR</b>	1,559
<b>QNS</b>	1,174	<b>VEA</b>	1,199
<b>BWS</b>	232	<b>HPT</b>	50
<b>WSB</b>	132	<b>VTP</b>	30
<b>MFS</b>	106	<b>SAS</b>	30

UPCOM 外資買/賣超的前 5 名



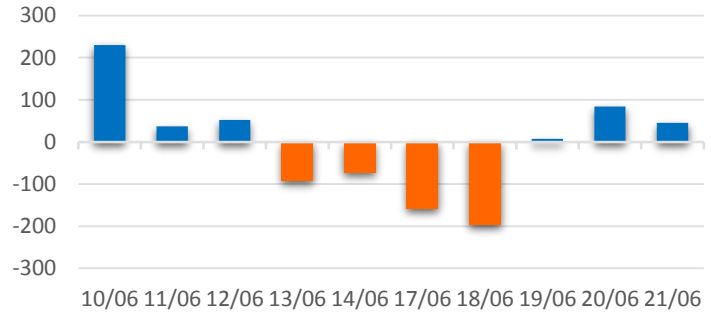
We Create **Fortune**

## 自營進出統計

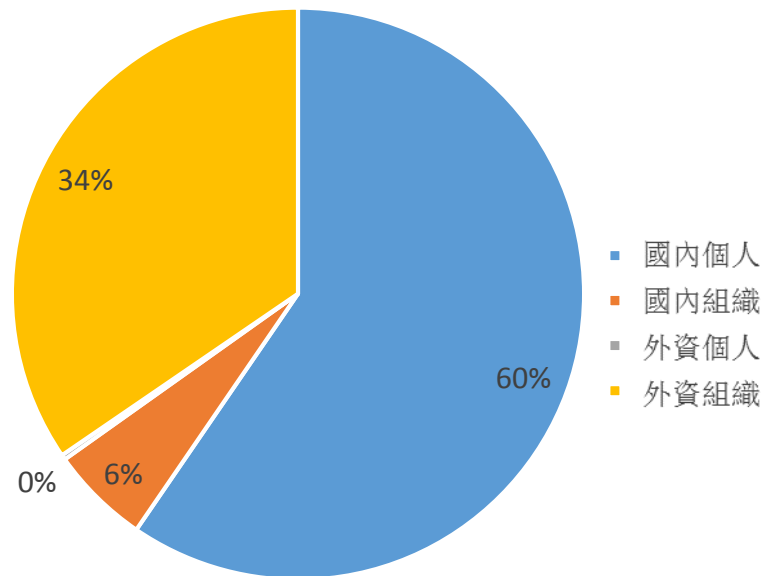
證券代碼	買超金額 (百萬盾)	證券代碼	賣超金額 (百萬盾)
VPB	6,013	E1VFN30	16,966
TCB	5,437	VPB	7,792
VHM	5,345	POW	3,080
EIB	4,872	FPT	2,648
VIC	3,253	HPG	2,544

券商自營交易最大前名

### 券商自營交易每日買/賣超 (bil. VND)



## 越南證券市場投資人類別統計

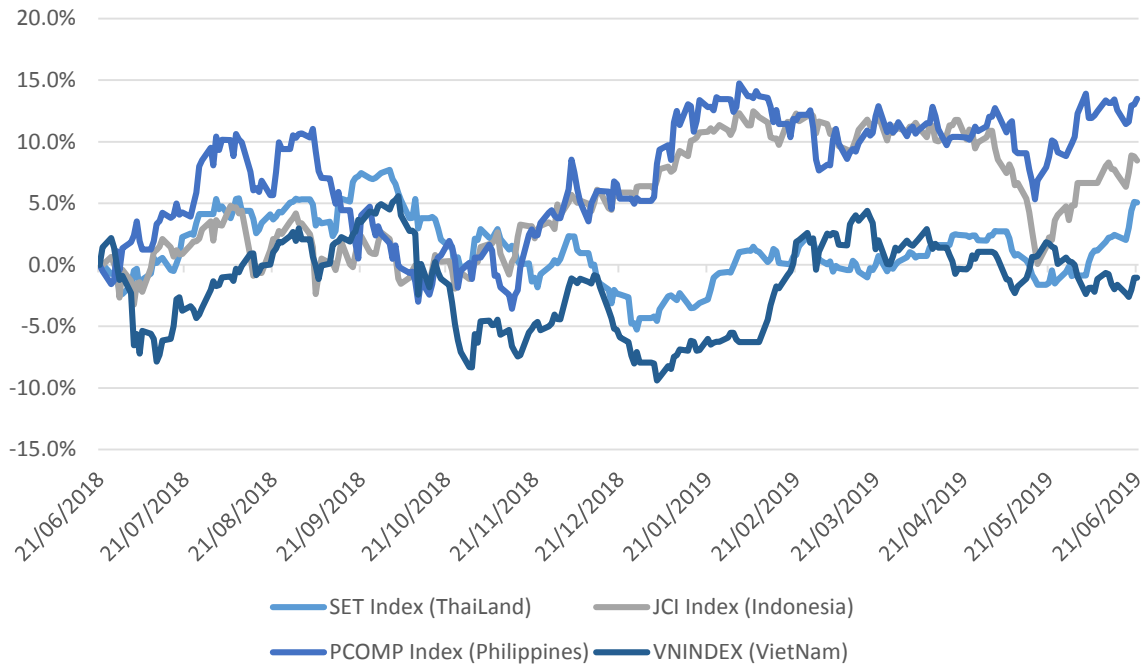


資料源: FiinPro – YSVN



We Create Fortune

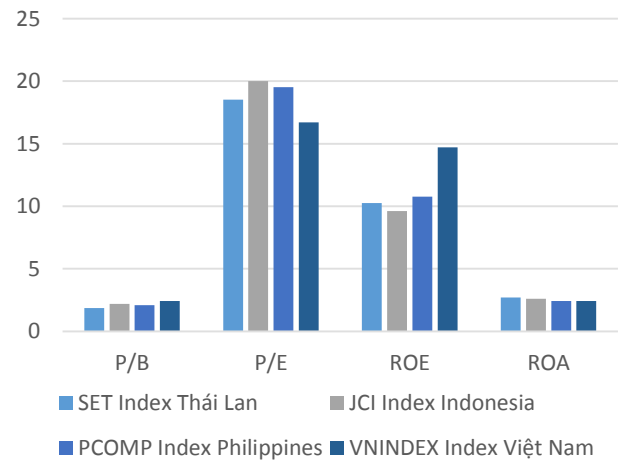
### 東南亞主要市場走勢比較



### 東南亞主要市場數據

		Thailand	Indonesia	Philippines	Vietnam
P/B		1.9x	2.2x	2.1x	2.4x
P/E		18.5x	20.0x	19.5x	16.7x
ROE	%	10.25	9.63	10.78	14.72
ROA	%	2.72	2.61	2.43	2.43
Vốn hóa	Tỷ USD	569.44	511.46	195.87	138.56
GTGD	Triệu USD	2.06	0.55	0.09	0.13
LS cổ tức	%	3.02	2.40	1.62	1.94

BloomBerg & YSVN





We Create **Fortune**

## 元大證券（越南）責任有限公司

### 個人客戶分析部

**Nguyễn Thế Minh**

研究分析經理

+84 28 3622 6868 ext 3826  
minh.nguyen@yuanta.com.vn

**Quách Đức Khánh**

高級分析專員

+84 28 3622 6868 ext 3833  
khanh.quach@yuanta.com.vn

**Nguyễn Trịnh Ngọc Hồng**

分析專員

+84 28 3622 6868 ext 3832  
hong.nguyen@yuanta.com.vn

**Phạm Tân Phát**

高級分析專員

+84 28 3622 6868 ext 3830  
phat.pham@yuanta.com.vn

### 個人客戶業務部

**Nguyễn Thanh Tùng**

總公司業務經理

+84 28 3622 6868 ext 3609  
tung.nguyen@yuanta.com.vn

**Chung Kim Hoa**

華人客戶部經理

+84 28 3622 6868 ext 3828  
hoa.chung@yuanta.com.vn

**Phù Vĩnh Qué**

堤岸分行經理

+84 28 3622 6868  
que.phu@yuanta.com.vn

**Nguyễn Việt Quang**

河內分行經理

+84 28 3622 6868 ext 3404  
quang.nguyen@yuanta.com.vn

**Võ Thị Thu Thủy**

平陽分行經理

+84 28 3622 6868 ext 3505  
thuy.vo@yuanta.com.vn

**Bùi Quốc Phong**

同奈分行經理

+84 28 3622 6868  
phong.bui@yuanta.com.vn

**Nguyễn Đức Hoàn**

河內南部營業中心經理

+84 28 3622 6868 ext 3409  
hoan.nguyen@yuanta.com.vn



We Create **Fortune**

## Appendix A: Important Disclosures

### Analyst Certification

Each research analyst primarily responsible for the content of this research report, in whole or in part, certifies that with respect to each security or issuer that the analyst covered in this report: (1) all of the views expressed accurately reflect his or her personal views about those securities or issuers; and (2) no part of his or her compensation was, is, or will be, directly or indirectly, related to the specific recommendations or views expressed by that research analyst in the research report.

### Ratings Definitions

**BUY:** We have a positive outlook on the stock based on our expected absolute or relative return over the investment period. Our thesis is based on our analysis of the company's outlook, financial performance, catalysts, valuation and risk profile. We recommend investors add to their position.

**HOLD-Outperform:** In our view, the stock's fundamentals are relatively more attractive than peers at the current price. Our thesis is based on our analysis of the company's outlook, financial performance, catalysts, valuation and risk profile.

**HOLD-Underperform:** In our view, the stock's fundamentals are relatively less attractive than peers at the current price. Our thesis is based on our analysis of the company's outlook, financial performance, catalysts, valuation and risk profile.

**SELL:** We have a negative outlook on the stock based on our expected absolute or relative return over the investment period. Our thesis is based on our analysis of the company's outlook, financial performance, catalysts, valuation and risk profile. We recommend investors reduce their position.

**Under Review:** We actively follow the company, although our estimates, rating and target price are under review.

**Restricted:** The rating and target price have been suspended temporarily to comply with applicable regulations and/or Yuanta policies.

Note: Yuanta research coverage with a Target Price is based on an investment period of 12 months. Greater China Discovery Series coverage does not have a formal 12 month Target Price and the recommendation is based on an investment period specified by the analyst in the report.

### Global Disclaimer

© 2018 Yuanta. All rights reserved. The information in this report has been compiled from sources we believe to be reliable, but we do not hold ourselves responsible for its completeness or accuracy. It is not an offer to sell or solicitation of an offer to buy any securities. All opinions and estimates included in this report constitute our judgment as of this date and are subject to change without notice.

This report provides general information only. Neither the information nor any opinion expressed herein constitutes an offer or invitation to make an offer to buy or sell securities or other investments. This material is prepared for general circulation to clients and is not intended to provide tailored investment advice and does not take into account the individual financial situation and objectives of any specific person who may receive this report. Investors should seek financial advice regarding the appropriateness of investing in any securities, investments or investment strategies discussed or recommended in this report. The information contained in this report has been compiled from sources believed to be reliable but no representation or warranty, express or implied, is made as to its accuracy, completeness or correctness. This report is not (and should not be construed as) a solicitation to act as securities broker or dealer in any jurisdiction by any person or company that is not legally permitted to carry on such business in that jurisdiction.

Yuanta research is distributed in the United States only to Major U.S. Institutional Investors (as defined in Rule 15a-6 under the Securities Exchange Act of 1934, as amended and SEC staff interpretations thereof). All transactions by a US person in the securities mentioned in this report must be effected through a registered broker-dealer under Section 15 of the Securities Exchange Act of 1934, as amended. Yuanta research is distributed in Taiwan by Yuanta Securities Investment Consulting. Yuanta research is distributed in Hong Kong by Yuanta Securities (Hong Kong) Co. Limited, which is licensed in Hong Kong by the Securities and Futures Commission for regulated activities, including Type 4 regulated activity (advising on securities). In Hong Kong, this research report may not be redistributed, retransmitted or disclosed, in whole or in part or any form or manner, without the express written