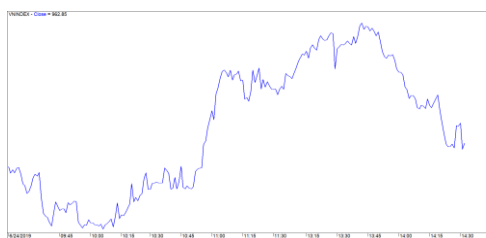


市場走勢 2019/06/24

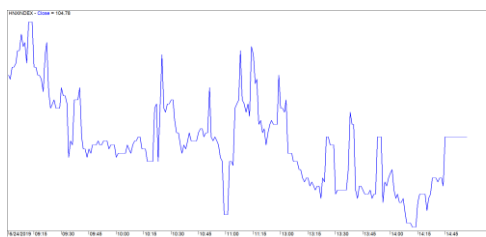
市場指數	VNI	HNI	UPCOM
收盤	962.85	104.78	55.15
%日	0.38%	-0.07%	0.06%
%週	1.24%	1.10%	0.09%
%月	-2.56%	-1.57%	-0.52%
%年	-1.95%	-6.66%	5.77%
成交值(十億盾)			
當日	3,386	261	122
日均量/週	3,648	317	261
日均量/月	3,732	334	307
外資進出			
買進	418.31	3.77	186.63
賣出	511.25	2.36	190.61
買賣超	-92.95	1.41	-3.98
市場漲跌家數			
上漲	115	76	192
下跌	164	74	103
持平	107	220	588
市場指標			
P/E	16.40	9.33	17.80
總市值 (兆盾)	3,214	188	985
股息殖利率	4.92%	3.52%	7.54%

資料源: Bloomberg – YSVN

VNINDEX



HNIINDEX



市場走勢

越南股市指數維持慣性上揚，VN-Index 收於 962.85 點，上漲 0.38%，HNX 指數相反下跌 0.07%，收於 104.78 點，而 Upcom 指數略漲 0.06%，收於 55.15 點。三大證交的撮合交易價值減低僅接近 3 兆越盾。

當天交易盤中焦點於支柱股的積極走勢。最顯著是 VCB (+2.8%)，盤中最高位為 3.9%，接近 2018 年初的舊高峰。另，VIC (1.7%)，VHM (1.3%)，NVL (1.6%)，SAB (1.1%)。走跌的個股為 GAS (-0.9%)，VNM (-1.9%)，HPG (-1.5%)。遭 ETF 排除的個股 STB，DPM，HNG 復甦良好。然而，市場漲跌家數與股票數量有關，VN-Index 有 115 家上漲，166 家下的。

外國在三大證交賣超共 950 億越盾，集中到 SBT (1,110 億越盾)。相反，VCB，BVH，VJC，E1VFN30 獲積極買超。

短線市場觀點

我們預計今天 VN-Index 將重新測試 960 點。同時，市場有進入累積期的跡象，因此現金流將分散到各股票板塊，積極點是短期現金流將繼續增加。然而，市場漲跌家數減弱，表明今天交易日調整壓力可能會增加。

我們的趨勢指標將 VN-Index 和 VN30 指數的短期趨勢從下跌轉為上漲，並維持 HNX 指數的短期趨勢下跌，阻力位於 105.16 點。因此，我們建議短線投資者可利用調整期間按照建議比重增加庫存。

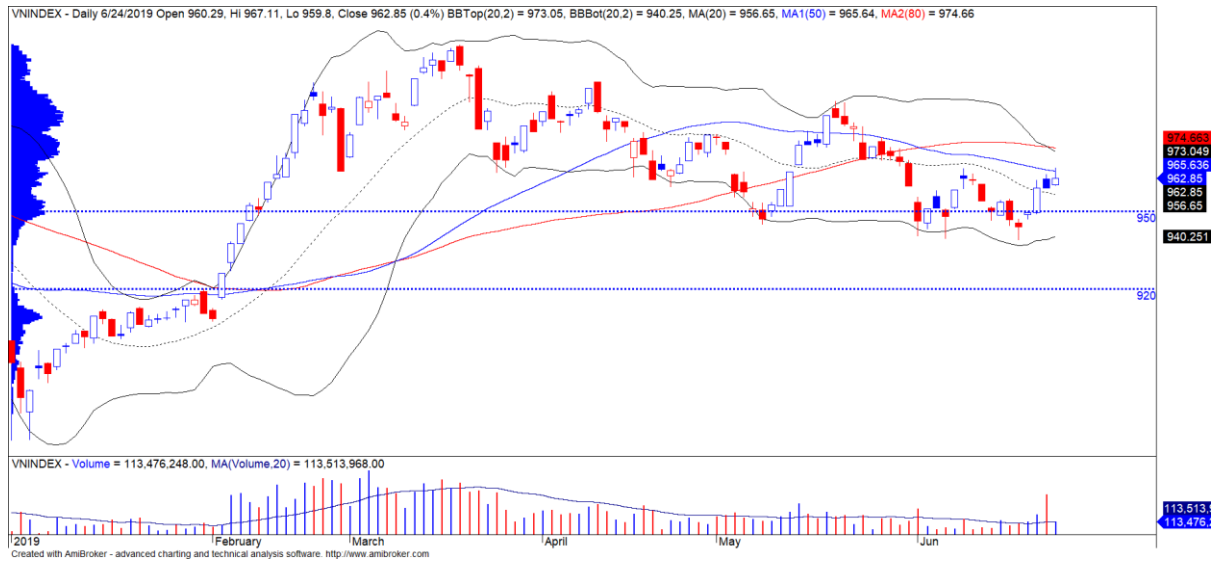
建議短線投資比重：45% 股票 / 55% 現金

(股票趨勢追蹤圖在下一頁內更新)



We Create Fortune

技術分析圖



指數技術分析圖 VN-Index



指數技術分析圖 HNX-Index

指數	短期趨勢	中期趨勢	阻力區 1	阻力區 2	支撐區 1	支撐區 2
VN-Index	上漲	上漲	1,000	1,025	965	953
HNX-Index	下跌	下跌	108	110	105	101
VN30	上漲	上漲	895	935	877	863
VNMidcaps	上漲	上漲	992	1,030	969	963
VNSmallcaps	上漲	上漲	835	845	822	804

We Create Fortune

股票趨勢追蹤表

股票	價格	短期趨勢	中期趨勢	短期買進價格	短期止損	暫計短期利潤%	短期訊號	中期買進價格	中期止損	暫計中期獲利%	中期訊號
AAA	18,400	上漲	上漲	18,600	17,677	-1.08%		16,850	16,230	9.20%	
ACB	29,500	上漲	下跌	29,600	28,859	-0.34%			31,452		
ACV	85,200	上漲	上漲	83,000	83,442	2.65%		90,000	79,578	-5.33%	
ANV	26,250	下跌	下跌		28,357				31,748		
ASM	7,050	下跌	下跌		7,200				7,980		
BFC	19,850	下跌	下跌		20,529				22,448		
BID	32,600	上漲	上漲	32,650	31,484	-0.15%		33,400	31,227	-2.40%	
BMP	42,700	上漲	下跌	44,500	42,236	-4.04%			48,377		
BSR	12,900	下跌	下跌		13,396				14,995		
BVH	80,300	上漲	下跌	79,000	77,365	1.65%			85,113		
BWE	26,300	上漲	上漲	25,850	25,683	1.74%		20,000	24,073	31.50%	
CEO	11,200	下跌	下跌	11,900	11,344	-4.68%	賣出		12,742		
CII	22,550	下跌	下跌		23,298				24,605		
CMG	39,500	上漲	上漲	37,800	34,712	4.50%		23,200	31,773	70.26%	
CMX	21,900	下跌	上漲		23,468			5,910	21,617	270.56%	
CSM	14,750	上漲	上漲	15,250	14,746	-3.28%		14,390	14,225	2.50%	
CTD	98,000	下跌	下跌		101,424				117,340		
CTG	21,400	上漲	上漲	21,000	20,420	1.90%		22,700	19,639	-5.73%	
CTI	23,000	上漲	下跌	23,800	22,663	-3.36%			25,172		
CTR	27,700	下跌	N/A		28,535				4,011		
CVT	18,200	下跌	下跌		18,809				20,873		
DCM	8,160	下跌	下跌		8,346				8,883		
DGC	28,200	下跌	下跌		28,471				32,940		
DGW	21,300	下跌	下跌		21,765				23,949		
DHA	35,500	上漲	上漲	32,250	34,281	10.08%		29,100	31,700	21.99%	
DHC	42,200	上漲	上漲	40,900	41,616	3.18%		35,200	37,491	19.89%	
DHG	104,500	下跌	下跌		107,732				121,458		
DIG	13,650	下跌	下跌		14,156				15,272		
DPG	36,550	下跌	上漲		38,053			40,018	34,775	-8.67%	
DPM	16,300	下跌	下跌		16,946				19,155		
DPR	45,300	上漲	上漲	43,400	43,523	4.38%		42,500	40,210	6.59%	
DQC	18,000	下跌	下跌		18,792				21,171		
DRC	18,100	下跌	下跌		19,342				22,073		

We Create Fortune

DXG	18,900	上漲	下跌	19,100	18,062	-1.05%		20,749			
EIB	18,700	上漲	上漲	17,800	17,578	5.06%		14,700	16,475	27.21%	
FCN	14,500	下跌	上漲		14,551			16,050	13,649	-9.66%	
FMC	28,600	上漲	下跌	28,950	27,778	-1.21%			30,620		
FPT	45,150	上漲	上漲	45,200	44,083	-0.11%		46,000	42,214	-1.85%	
GAS	104,500	上漲	上漲	105,500	101,375	-0.95%		101,000	101,898	3.47%	
GEX	22,100	下跌	上漲		22,699			24,700	21,615	-10.53%	賣出
GIL	26,800	上漲	下跌	27,300	25,941	-1.83%			29,666		
GMD	26,150	下跌	下跌		26,622				27,993		
GTN	18,600	下跌	上漲		19,940			15,000	16,369	24.00%	
GVR	12,800	上漲	下跌	13,500	12,576	-5.19%			N/A		
HAG	5,110	上漲	下跌	5,150	4,973	-0.78%			5,623		
HAX	14,600	上漲	下跌	14,250	13,620	2.46%			15,345		
HBC	15,550	下跌	下跌		16,158				18,315		
HCM	24,100	上漲	下跌	24,000	22,774	0.42%			26,600		
HDB	26,650	上漲	下跌	27,600	25,944	-3.44%			29,313		
HDC	15,250	上漲	上漲	15,250	14,535	0.00%		15,250	13,124	0.00%	
HDG	32,250	上漲	下跌	32,700	30,867	-1.38%			34,589		
HNG	16,000	上漲	下跌	15,750	15,165	1.59%			16,554		
HPG	23,350	上漲	下跌	23,850	22,763	-2.10%			25,712		
HSG	7,700	下跌	上漲		8,001			9,300	7,015	-17.20%	
HT1	15,950	下跌	上漲		16,686			14,800	15,465	7.77%	
HUT	2,600	下跌	下跌		3,005				3,532		
HVN	42,900	上漲	上漲	43,600	41,494	-1.61%		39,000	38,265	10.00%	
KBC	14,200	上漲	下跌	14,300	14,146	-0.70%			15,013		
KDH	23,900	上漲	下跌	23,424	23,825	2.03%			24,759		
KSB	22,700	上漲	下跌	22,700	22,402	0.00%	買進		25,364		
LCG	10,150	下跌	下跌		10,292				11,439		
LDG	8,550	下跌	下跌		9,024				10,387		
LHG	18,650	下跌	上漲		19,738			19,300	17,020	-3.37%	
LPB	7,900	下跌	下跌		8,123				8,628		
LSS	5,530	下跌	下跌		5,629				5,906		
MBB	21,300	上漲	上漲	21,300	20,718	0.00%		21,850	20,106	-2.52%	
MPC	32,700	下跌	下跌		35,980				42,444		
MSN	84,100	下跌	上漲		85,977			89,000	80,742	-5.51%	
MSR	18,500	下跌	下跌		19,973				20,715		

We Create Fortune

MWG	91,400	上漲	上漲	88,300	88,423	3.51%		88,700	83,045	3.04%	
NDN	16,800	上漲	上漲	14,100	15,481	19.15%		13,700	12,850	22.63%	
NKG	6,240	上漲	下跌	6,400	6,239	-2.50%			7,273		
NLG	29,600	上漲	上漲	29,700	28,897	-0.34%		28,700	27,833	3.14%	
NT2	27,100	下跌	下跌		27,696				29,219		
NTL	23,500	上漲	上漲	22,950	22,369	2.40%		10,450	21,175	124.88%	
NVL	57,900	下跌	下跌		59,176				62,332		
OIL	12,000	下跌	下跌		12,582				14,012		
PAC	36,800	上漲	下跌	38,000	36,200	-3.16%			38,859		
PC1	19,200	下跌	下跌		20,083				21,023		
PDR	25,850	上漲	上漲	24,100	24,905	7.26%		29,000	22,941	-10.86%	
PHR	57,000	下跌	上漲		59,085			24,000	50,969	137.50%	
PLX	62,500	上漲	上漲	63,500	60,916	-1.57%		62,400	58,426	0.16%	
PNJ	73,600	下跌	上漲		75,397			104,000	72,834	-29.23%	
POW	14,850	下跌	上漲		16,155			15,700	13,915	-5.41%	
PVT	16,250	下跌	下跌		16,961				17,615		
PPC	29,700	上漲	上漲	28,750	27,694	3.30%		19,700	24,232	50.76%	
PTB	67,500	上漲	上漲	66,600	65,889	1.35%		64,000	60,891	5.47%	
PVB	19,600	上漲	上漲	19,600	18,665	0.00%		20,100	16,786	-2.49%	
PVD	18,950	下跌	上漲		19,001			18,500	17,783	2.43%	
PVI	36,900	下跌	下跌		37,238				39,699		
PVS	23,200	上漲	上漲	23,000	21,998	0.87%		21,100	21,468	9.95%	
PXS	4,860	下跌	上漲		5,036			4,850	4,262	0.21%	
QNS	29,200	下跌	下跌		29,805				33,041		
REE	32,150	下跌	上漲		32,544			33,325	31,114	-3.53%	
SAB	281,000	上漲	上漲	253,000	263,945	11.07%		245,000	249,462	14.69%	
SAM	8,270	上漲	上漲	8,250	7,924	0.24%		7,400	7,424	11.76%	
SCR	7,300	上漲	下跌	7,500	7,255	-2.67%			7,611		
SHI	8,350	上漲	上漲	8,140	8,033	2.58%		6,990	7,300	19.46%	
SJS	19,850	上漲	下跌	18,300	18,990	8.47%			19,930		
SKG	14,450	上漲	下跌	13,950	14,023	3.58%			14,892		
SSI	24,900	下跌	下跌		25,255				27,071		
STB	11,700	下跌	上漲		11,707			13,000	11,486	-10.00%	賣出
TCB	20,900	下跌	下跌		21,319				N/A		
TCM	27,000	下跌	下跌		27,461				31,246		
TDH	12,550	上漲	上漲	11,700	12,403	7.26%		11,650	11,194	7.73%	

We Create Fortune

TLH	4,990	下跌	上漲		5,128			5,390	4,797	-7.42%	
TNG	19,500	下跌	上漲		19,538			12,000	16,367	62.50%	
VCB	73,000	上漲	上漲	69,200	68,608	5.49%		62,000	62,992	17.74%	
VCG	28,000	上漲	上漲	28,100	27,051	-0.36%		19,200	23,906	45.83%	
VCS	61,700	上漲	下跌	63,100	60,416	-2.22%			69,165		
VGC	20,900	上漲	下跌	20,900	20,152	0.00%			21,647		
VGT	10,800	上漲	下跌	11,379	10,694	-5.09%			13,091		
VHC	87,700	下跌	下跌		89,033				98,088		
VHM	79,500	下跌	下跌		80,834				89,697		
VIB	16,600	下跌	下跌		16,951				18,185		
VIC	116,400	下跌	上漲		117,683			112,000	108,251	3.93%	
VIP	5,630	下跌	下跌		5,825				6,129		
VJC	123,500	上漲	上漲	123,300	118,873	0.16%		124,500	113,667	-0.80%	
VND	15,550	下跌	下跌		15,861				17,129		
VNG	21,550	上漲	上漲	20,600	20,872	4.61%		21,500	21,275	0.23%	買進
VNM	123,100	下跌	下跌		126,360				135,683		
VPB	19,300	上漲	下跌	18,600	18,468	3.76%			19,817		
VPI	41,900	上漲	下跌	41,750	40,928	0.36%			43,124		
VRC	16,200	下跌	下跌		16,680				18,053		
VRE	34,500	下跌	上漲		34,992			35,000	31,179	-1.43%	
VSC	31,500	下跌	下跌		32,686				35,256		

LARGECAPS 大型股票趨勢追蹤表

股票	價格	短期趨勢	中期趨勢	短期買進價格	短期止損	暫計短期利潤%	短期訊號	中期買進價格	中期止損	暫計中期獲利%	中期訊號
ACB	29,500	上漲	下跌	29,600	28,859	-0.34%			31,452		
BID	32,600	上漲	上漲	32,650	31,484	-0.15%		33,400	31,227	-2.40%	
BSR	12,900	下跌	下跌		13,396				14,995		
BVH	80,300	上漲	下跌	79,000	77,365	1.65%			85,113		
CTG	21,400	上漲	上漲	21,000	20,420	1.90%		22,700	19,639	-5.73%	
EIB	18,700	上漲	上漲	17,800	17,578	5.06%		14,700	16,475	27.21%	
FPT	45,150	上漲	上漲	45,200	44,083	-0.11%		40,997	42,214	10.13%	
GAS	104,500	上漲	上漲	105,500	101,375	-0.95%		99,026	101,898	5.53%	
HDB	26,650	上漲	下跌	27,600	25,944	-3.44%			29,313		
HNG	16,000	上漲	下跌	15,750	15,165	1.59%			16,554		
HPG	23,350	上漲	下跌	23,850	22,763	-2.10%			25,712		

We Create Fortune

HVN	42,900	上漲	上漲	43,600	41,494	-1.61%		39,000	38,265	10.00%	
KDH	23,900	上漲	下跌	23,424	23,825	2.03%			24,759		
MBB	21,300	上漲	上漲	21,300	20,718	0.00%		21,271	20,106	0.14%	
MSN	84,100	下跌	上漲		85,977			89,000	80,742	-5.51%	
MWG	91,400	上漲	上漲	88,300	88,423	3.51%		88,700	83,045	3.04%	
NVL	57,900	下跌	下跌		59,176				62,332		
OIL	12,000	下跌	下跌		12,582				14,012		
PLX	62,500	上漲	N/A	63,500	60,916	-1.57%		62,400	58,426	0.16%	
PNJ	73,600	下跌	上漲		75,397			77,881	72,834	-5.50%	
POW	14,850	下跌	上漲		16,155			15,700	13,915	-5.41%	
PVS	23,200	上漲	上漲	23,000	21,998	0.87%		21,100	21,468	9.95%	
QNS	29,200	下跌	下跌		29,805				33,041		
REE	32,150	下跌	上漲		32,544			33,325	31,114	-3.53%	
ROS	30,000	下跌	上漲		31,694			34,800	27,327	-13.79%	
SSI	24,900	下跌	下跌		25,255				27,071		
STB	11,700	下跌	上漲		11,707			13,000	11,486	-10.00%	賣出
TCB	20,900	下跌	下跌		21,319				23,863		
TPB	22,950	下跌	下跌		24,733				N/A		
VCB	73,000	上漲	上漲	69,200	68,608	5.49%		62,000	62,992	17.74%	
VCG	28,000	上漲	上漲	28,100	27,051	-0.36%		18,441	23,906	51.83%	
VEA	59,200	上漲	下跌	50,000	56,321	18.40%			N/A		
VGI	27,900	下跌	下跌		29,042				N/A		
VHM	79,500	下跌	下跌		80,834				89,697		
VIB	16,600	下跌	下跌		16,951				18,185		
VIC	116,400	下跌	上漲		117,683			112,000	108,251	3.93%	
VJC	123,500	上漲	上漲	123,300	118,873	0.16%		124,500	113,667	-0.80%	
VNM	123,100	下跌	下跌		126,360				135,683		
VPB	19,300	上漲	下跌	18,600	18,468	3.76%			19,817		
VRE	34,500	下跌	上漲		34,992			33,996	31,179	1.48%	

MIDCAPS 中型股票趨勢追蹤表

股票	價格	短期趨勢	中期趨勢	短期買進價格	短期止損	暫計短期利潤%	短期訊號	中期買進價格	中期止損	暫計中期獲利%	中期訊號
AAA	18,400	上漲	上漲	18,600	17,677	-1.08%		16,850	16,230	9.20%	
ANV	26,250	下跌	下跌		28,357				31,748		
ASM	7,050	下跌	下跌		7,200				7,980		
BMP	42,700	上漲	下跌	44,500	42,236	-4.04%			48,377		
BWE	26,300	上漲	上漲	25,850	25,683	1.74%		19,440	24,073	35.29%	

We Create Fortune

C4G	8,800	下跌	#N/A		9,317				#N/A		
CEO	11,200	下跌	下跌	11,900	11,344	-4.68%	賣出		12,742		
CII	22,550	下跌	下跌		23,298				24,605		
CRE	24,350	下跌	#N/A		24,905				#N/A		
CTI	23,000	上漲	下跌	23,800	22,663	-3.36%			25,172		
CTR	27,700	下跌	#N/A		28,535				#N/A		
DCM	8,160	下跌	下跌		8,346				8,883		
DHC	42,200	上漲	上漲	40,900	41,616	3.18%		35,200	37,491	19.89%	
DIG	13,650	下跌	下跌		14,156				15,272		
DPM	16,300	下跌	下跌		16,946				19,155		
DRC	18,100	下跌	下跌		19,342				22,073		
DXG	18,900	上漲	下跌	19,100	18,062	-1.05%			20,749		
E1VFN30	14,450	下跌	下跌		14,662				15,358		
FCN	14,500	下跌	上漲		14,551			16,050	13,649	-9.66%	
FLC	4,310	下跌	下跌		4,474				4,824		
FTM	24,100	下跌	上漲		24,568			16,250	21,483	48.31%	
GEG	22,400	上漲	上漲	22,800	21,303	-1.75%		12,900	20,497	73.64%	
GEX	22,100	下跌	上漲		22,699			24,700	21,615	-10.53%	賣出
GMD	26,150	下跌	下跌		26,622				27,993		
GTN	18,600	下跌	上漲		19,940			15,000	16,369	24.00%	
GVR	12,800	上漲	#N/A	13,500	12,576	-5.19%			#N/A		
HAG	5,110	上漲	下跌	5,150	4,973	-0.78%			5,623		
HBC	15,550	下跌	下跌		16,158				18,315		
HCM	24,100	上漲	下跌	24,000	22,774	0.42%			26,600		
HDG	32,250	上漲	下跌	32,700	30,867	-1.38%			34,589		
HPX	26,500	上漲	#N/A	26,800	26,092	-1.12%			#N/A		
HSG	7,700	下跌	上漲		8,001			8,452	7,015	-8.90%	
HT1	15,950	下跌	上漲		16,686			14,800	15,465	7.77%	
IBC	21,750	上漲	上漲	20,900	20,940	4.07%		24,900	19,767	-12.65%	
IDI	7,250	下跌	下跌		7,530			9,150	7,253	-20.74%	賣出
IJC	10,900	上漲	下跌	10,800	10,356	0.93%			11,501		
ITA	3,050	下跌	上漲		3,194			3,200	2,749	-4.69%	
KBC	14,200	上漲	下跌	14,300	14,146	-0.70%			15,013		
KSB	22,700	上漲	下跌	22,700	22,402	0.00%	買進		25,364		
LDG	8,550	下跌	下跌		9,024				10,387		
LPB	7,900	下跌	下跌		8,123				8,628		
MBS	15,100	下跌	#N/A		15,907			16,000	#N/A	#N/A	
MPC	32,700	下跌	下跌		35,980				42,444		

We Create Fortune

NBB	20,650	下跌	上漲		21,855			21,500	18,830	-3.95%	
NKG	6,240	上漲	下跌	6,400	6,239	-2.50%			7,273		
NLG	29,600	上漲	上漲	29,700	28,897	-0.34%		28,700	27,833	3.14%	
NT2	27,100	下跌	下跌		27,696				29,219		
NTC	#####	下跌	#N/A		147,691			120,000	#N/A	#N/A	
NTL	23,500	上漲	上漲	22,950	22,369	2.40%		9,331	21,175	151.84%	
NVB	8,200	下跌	下跌		8,436				9,224		
OGC	4,040	下跌	下跌		4,351				4,794		
PC1	19,200	下跌	下跌		20,083				21,023		
PDR	25,850	上漲	上漲	24,100	24,905	7.26%		23,595	22,941	9.56%	
PHR	57,000	下跌	上漲		59,085			22,864	50,969	149.30%	
PPC	29,700	上漲	上漲	28,750	27,694	3.30%		17,422	24,232	70.48%	
PTB	67,500	上漲	上漲	66,600	65,889	1.35%		60,780	60,891	11.06%	
PVD	18,950	下跌	上漲		19,001			18,500	17,783	2.43%	
PVI	36,900	下跌	下跌		37,238				39,699		
PVT	16,250	下跌	下跌		16,961				17,615		
QCG	4,790	下跌	上漲		5,192			5,910	4,638	-18.95%	
SAM	8,270	上漲	上漲	8,250	7,924	0.24%		7,400	7,424	11.76%	
SBT	17,150	下跌	下跌		17,652				18,829		
SCR	7,300	上漲	下跌	7,500	7,255	-2.67%			7,611		
SHB	7,000	下跌	下跌		7,295				7,714		
SHS	10,100	上漲	上漲	11,900	9,853	-15.13%		12,100	9,216	-16.53%	
SJS	19,850	上漲	下跌	18,300	18,990	8.47%			19,930		
STK	23,500	下跌	上漲		23,807			17,000	19,981	38.24%	
SZC	19,600	上漲	#N/A	16,750	19,281	17.01%			#N/A		
TCH	21,000	下跌	上漲		21,048			21,000	20,591	0.00%	賣出
TCM	27,000	下跌	下跌		27,461				31,246		
TNG	19,500	下跌	上漲		19,538			12,000	16,367	62.50%	
TTB	22,500	下跌	下跌		23,525				25,264		
VCI	32,500	上漲	下跌	32,100	31,244	1.25%			35,715		
VGT	10,800	上漲	#N/A	12,000	10,694	-10.00%			#N/A		
VHC	87,700	下跌	下跌		89,033				98,088		
VND	15,550	下跌	下跌		15,861				17,129		
VNG	21,550	上漲	上漲	20,600	20,872	4.61%		21,500	21,275	0.23%	買進
VPI	41,900	上漲	下跌	41,750	40,928	0.36%			42,859		

We Create Fortune

MALLCAPS 小型股票趨勢追蹤表

股票	價格	短期趨勢	中期趨勢	短期買進價格	短期止損	暫計短期利潤%	短期訊號	中期買進價格	中期止損	暫計中期獲利%	中期訊號
AAV	10,100	下跌	#N/A		10,427			16,850	#N/A	#N/A	
AGR	3,800	上漲	上漲	3,890	3,719	-2.31%		3,990	3,542	-4.76%	
AMD	1,750	下跌	下跌		1,915				2,074		
APG	9,500	上漲	上漲	8,500	7,932	11.76%			9,066		
ART	2,600	下跌	下跌		2,795				3,335		
BCC	8,200	下跌	上漲		8,435			7,700	7,657	6.49%	
BCG	5,930	上漲	上漲	5,900	5,613	0.51%		6,390	5,406	-7.20%	
C69	16,900	上漲	上漲	8,800	15,093	92.05%		5,300	8,706	218.87%	
CCL	5,770	上漲	上漲	3,550	4,847	62.54%		3,460	3,933	66.76%	
CRC	14,850	下跌	下跌		15,465				18,123		
CVT	18,200	下跌	下跌		18,809				20,873		
DAG	6,250	下跌	下跌		6,442				7,234		
DAH	8,520	下跌	上漲		8,609			4,664	7,539	82.67%	
DGW	21,300	下跌	下跌		21,765				23,949		
DLG	1,560	上漲	下跌	1,560	1,548	0.00%	買進		1,645		
DRH	7,590	上漲	下跌	7,590	7,362	0.00%	買進		7,759		
DTD	13,400	上漲	上漲	15,000	13,307	-10.67%		12,900	11,410	3.88%	
EVG	2,700	下跌	下跌		2,876				3,023		
FIT	3,300	上漲	上漲	3,280	3,187	0.61%		3,640	2,853	-9.34%	
GKM	15,100	下跌	上漲		15,532			11,425	14,952	32.17%	
HAH	12,200	下跌	下跌		12,328				12,668		
HAI	1,770	下跌	下跌	1,710	1,774	3.76%	賣出		1,935		
HAP	3,640	下跌	上漲		3,730			3,670	3,246	-0.82%	
HAR	4,160	上漲	上漲	3,250	4,119	28.00%		3,710	3,500	12.13%	
HCD	3,610	下跌	下跌		3,985				4,568		
HDA	10,200	下跌	下跌		10,448				11,187		
HDC	15,250	上漲	上漲	15,250	14,535	0.00%		15,250	13,124	0.00%	
HHP	17,200	下跌	#N/A		17,657				#N/A		
HHS	3,430	下跌	下跌		3,668				3,912		
HII	12,450	下跌	下跌		13,020				14,296		
HQC	1,400	上漲	下跌	1,430	1,357	-2.10%			1,505		
HSL	8,010	下跌	下跌		9,097				11,235		
HUT	2,600	下跌	下跌		3,005				3,532		
HVG	3,070	下跌	下跌		3,253				4,892		
HVH	26,700	上漲	#N/A	26,150	25,468	2.10%			#N/A		

We Create Fortune

JVC	2,970	下跌	下跌		3,126			3,280	2,981	-9.11%	
KLF	1,400	下跌	下跌		1,698				1,888		
KMR	2,930	下跌	上漲		3,197			3,680	2,649	-20.38%	
LCG	10,150	下跌	下跌		10,292				11,439		
LGL	10,600	上漲	上漲	10,400	10,002	1.92%		7,113	8,588	49.02%	
LHG	18,650	下跌	上漲		19,738			19,300	17,020	-3.37%	
LMH	15,800	下跌	#N/A		16,843				#N/A		
MST	2,800	下跌	下跌		3,194				4,156		
NDN	16,800	上漲	上漲	14,100	15,481	19.15%		13,104	12,850	28.20%	
PHC	13,450	上漲	上漲	13,400	12,889	0.37%		14,450	12,650	-6.92%	
PVB	19,600	上漲	上漲	19,600	18,665	0.00%		20,100	16,786	-2.49%	
PVC	6,900	下跌	上漲		7,387			7,100	6,199	-2.82%	
PXL	6,600	上漲	下跌	6,600	6,505	0.00%	買進		7,604		
PXS	4,860	下跌	上漲		5,036			4,850	4,262	0.21%	
QBS	2,970	下跌	下跌		3,192				3,619		
SFG	14,200	下跌	下跌		16,133			11,494	14,977	30.30%	
SHI	8,350	上漲	上漲	8,800	8,033	-5.11%		6,233	7,300	33.97%	
SJF	2,860	下跌	下跌	3,140	2,885	-8.12%	賣出		4,189		
SKG	14,450	上漲	下跌	13,950	14,023	3.58%			14,892		
TDH	12,550	上漲	上漲	11,700	12,403	7.26%		11,650	11,194	7.73%	
TIG	3,500	下跌	上漲		3,828			3,200	3,029	9.38%	
TLD	5,380	下跌	下跌		5,718				6,594		
TLH	4,990	下跌	上漲		5,128			5,850	4,797	-14.70%	
TNI	10,600	下跌	上漲		12,006			12,150	10,209	-12.76%	
TTF	3,200	下跌	上漲		3,397			3,990	3,028	-19.80%	
TTH	4,200	下跌	下跌		4,472			5,273	4,217	-20.02%	
TVB	17,500	下跌	下跌		17,914				19,936		
TVC	12,400	下跌	下跌		12,635				13,870		
VC3	23,700	上漲	上漲	23,100	22,858	2.60%		22,000	21,070	7.73%	
VCR	30,300	上漲	上漲	13,300	27,918	127.82%		3,900	18,360	676.92%	
VNE	4,250	上漲	上漲	4,350	4,135	-2.30%		4,650	3,958	-8.60%	
VPG	22,700	上漲	上漲	20,400	20,612	11.27%		20,456	18,842	10.97%	
VRC	16,200	下跌	下跌		16,680				18,053		
YBM	10,400	下跌	下跌		10,868				12,699		



We Create Fortune

胡志明市交易所 (HSX)

	收盤	漲跌%
VNI	962.85	0.38%
VN30	868.64	0.28%
VN Mid	964.69	-0.10%
VN Small	815.29	-0.03%

河內交易所 (HSX)

	收盤	漲跌%
HNI	104.78	-0.07%
HN30	189.96	-0.60%
VNX AllSh	845.22	0.25%

UPCOM 市場 (UPCoM)

	收盤	漲跌%
UPCoM	55.15	0.06%

外資交易	成交值(十億盾)	
買進	418.31	
賣出	511.25	
買超/賣超	-92.95	

外資交易	成交值(十億盾)	
買進	3.77	
賣出	2.36	
買超/賣超	1.41	

外資交易	成交值(十億盾)	
買進	186.63	
賣出	190.61	
買超/賣超	-3.98	

上漲排名/股碼	漲跌(VND)	漲跌%
BMI	1600	6.94%
CMG	2000	5.33%
TCH	900	4.48%
KSB	700	3.18%
VCB	2000	2.82%

上漲排名/股碼	漲跌(VND)	漲跌%
TNG	600	3.17%
DGC	200	0.71%
VC3	100	0.42%
ACB	0	0.00%
DHT	0	0.00%

上漲排名/股碼	漲跌(VND)	漲跌%
PXL	400	6.45%
MCH	3000	3.13%
VEA	1000	1.72%
BOT	500	0.94%
LTG	100	0.44%

下跌排名/股碼	漲跌(VND)	漲跌%
YEG	-3500	-4.00%
POW	-550	-3.57%
PHR	-1900	-3.23%
TNI	-350	-3.20%
IJC	-350	-3.11%

下跌排名/股碼	漲跌(VND)	漲跌%
HUT	-200	-7.14%
VCR	-1200	-3.81%
L14	-1400	-2.86%
CEO	-300	-2.61%
NVB	-100	-1.20%

下跌排名/股碼	漲跌(VND)	漲跌%
NTC	-5200	-3.87%
GVR	-500	-3.76%
DRI	-300	-3.75%
VEF	-4900	-3.68%
BCM	-500	-1.93%

*備註：市值>5,000 億盾；成交值>15 億盾

市值排名/股碼	十億盾	
VIC	392,728	
VCB	263,330	
VHM	262,937	
VNM	218,545	
GAS	201,922	

市值排名/股碼	十億盾	
ACB	36,791	
VCG	12,412	
PVS	11,089	
VCS	9,722	
PVI	8,574	

市值排名/股碼	十億盾	
ACV	187,880	
VGI	85,227	
VEA	77,336	
MCH	58,553	
GVR	53,200	

交易量排名/股碼	成交值	30 日均
ROS	11,558,790	10,120,493
EIB	10,463,270	5,660,681
SBT	7,124,050	2,830,632
DLG	4,173,380	1,412,694
HPG	4,073,940	4,892,742

交易量排名/股碼	成交值	30 日均
PVS	2,614,305	3,182,337
OCH	2,462,000	152,348
SHB	2,393,837	4,949,357
HUT	1,673,818	1,320,803
ACB	1,421,227	876,393

交易量排名/股碼	成交值	30 日均
LTG	6,600,151	8,290
GVR	979,786	945,828
VNP	730,000	4,340
PXL	638,573	309,654
BSR	631,050	1,298,783

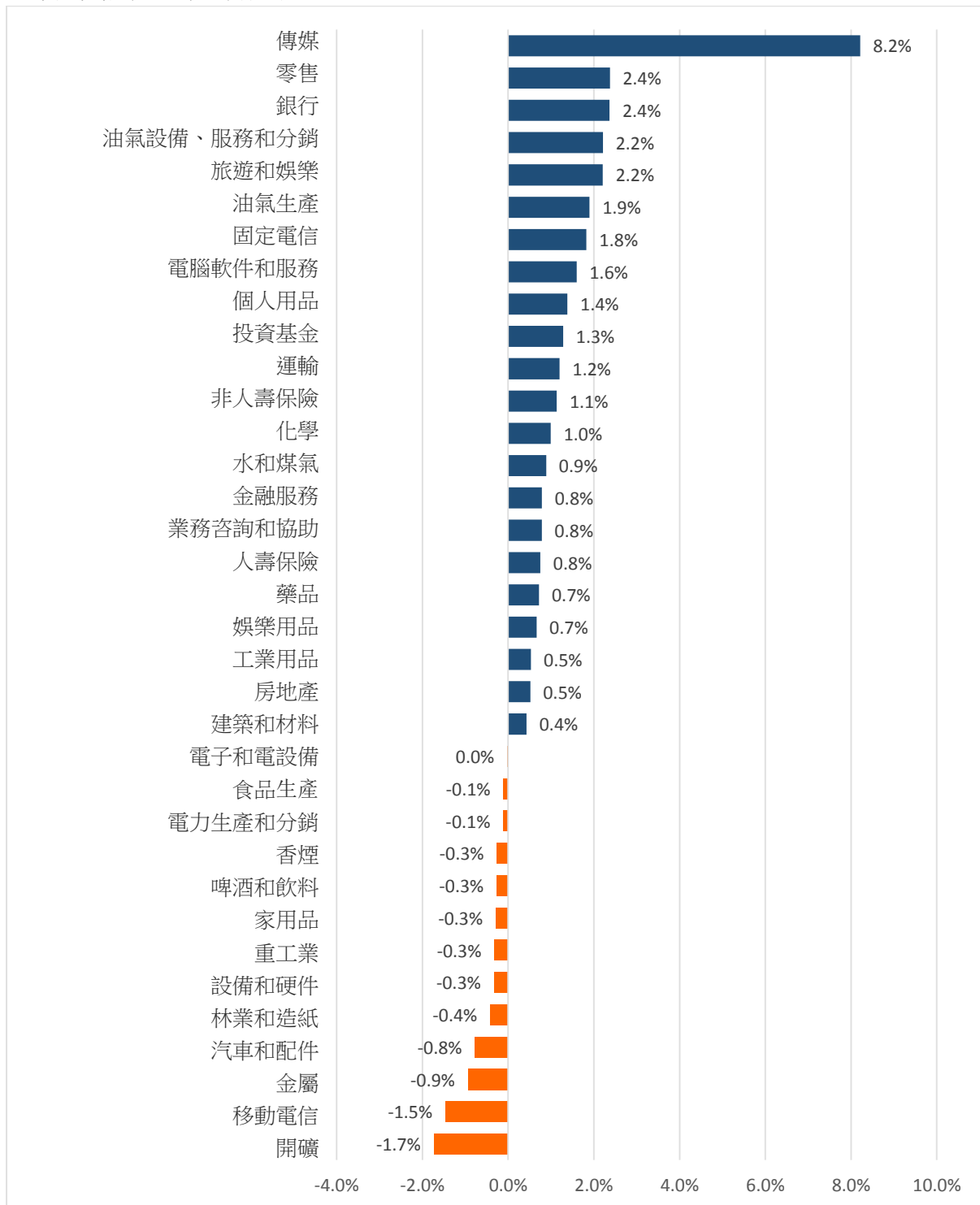
資料源: Bloomberg & Yuanta Research

資料源: Bloomberg & Yuanta Research

資料源: Bloomberg & Yuanta Research

We Create **Fortune**

各行業板塊的交易走勢



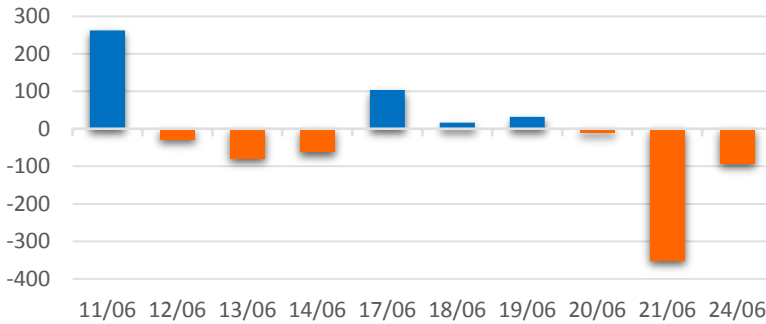
資料源: FiinPro – YSVN



We Create Fortune

外資買進賣統計

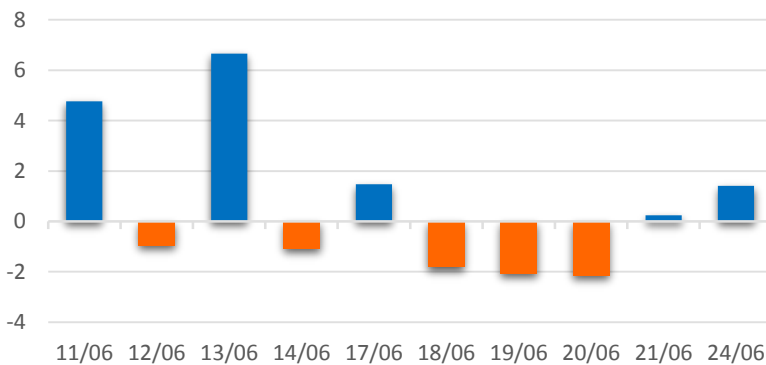
HSX 外資每日買/賣超



證券代碼	買超金額 (百萬盾)	證券代碼	賣超金額 (百萬盾)
VCB	52,999	SBT	111,118
BVH	26,005	VNM	23,799
VJC	15,099	VHM	23,534
E1VFN30	12,723	YEG	18,342
PVD	12,588	SSI	11,710

HSX 外資買/賣超的前 5 名

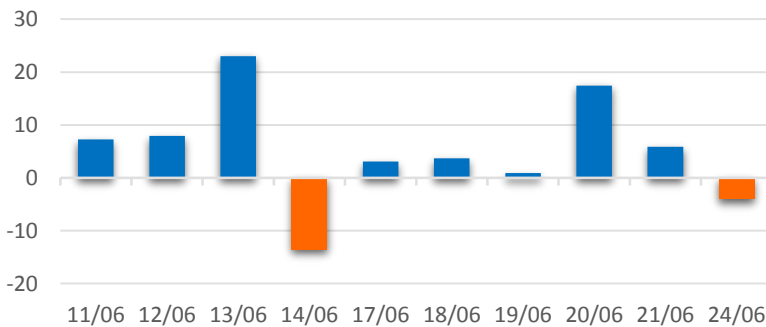
HSX 外資每日買/賣超



證券代碼	買超金額 (百萬盾)	證券代碼	賣超金額 (百萬盾)
SHB	1,045	DBC	704
BCC	672	CEO	563
TIG	564	PTI	215
TTT	295	CSC	134
PVS	135	BVS	111

HNX 外資買/賣超的前 5 名

UPCOM 外資每日買/賣超



證券代碼	買超金額 (百萬盾)	證券代碼	賣超金額 (百萬盾)
ACV	867	VEA	3,517
VTP	548	BSR	1,280
MPC	208	MCH	1,125
SDI	114	GEG	134
VGI	107	SD7	123

UPCOM 外資買/賣超的前 5 名

源: FiinPro – YSVN



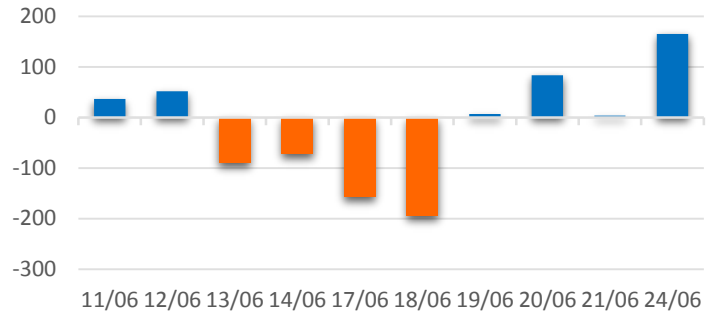
We Create **Fortune**

自營進出統計

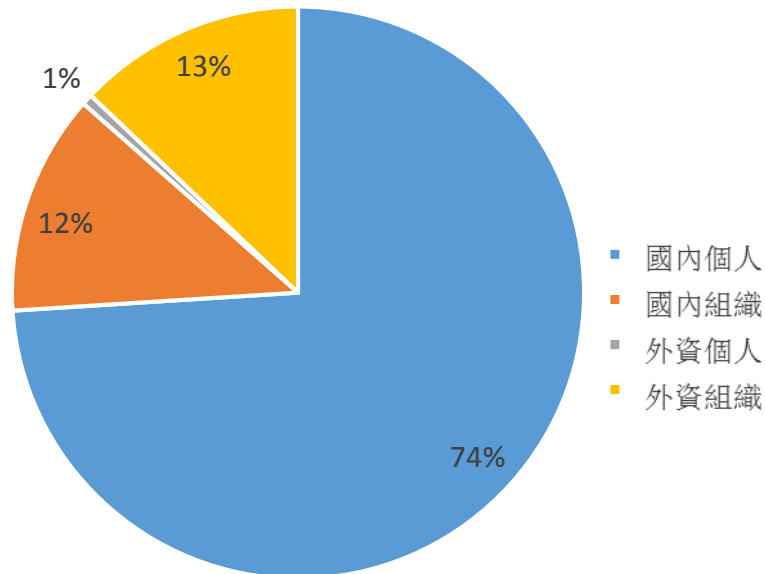
證券代碼	買超金額 (百萬盾)	證券代碼	賣超金額 (百萬盾)
VHM	21,857	E1VFN30	21,845
VNM	17,982	NKG	12,560
TCB	13,011	VHM	10,793
VIC	11,973	VPB	4,441
E1VFN30	9,113	POW	3,356

券商自營交易最大前名

券商自營交易每日買/賣超 (bil. VND)



越南證券市場投資人類別統計




資料源: FiinPro – YSVN



We Create Fortune

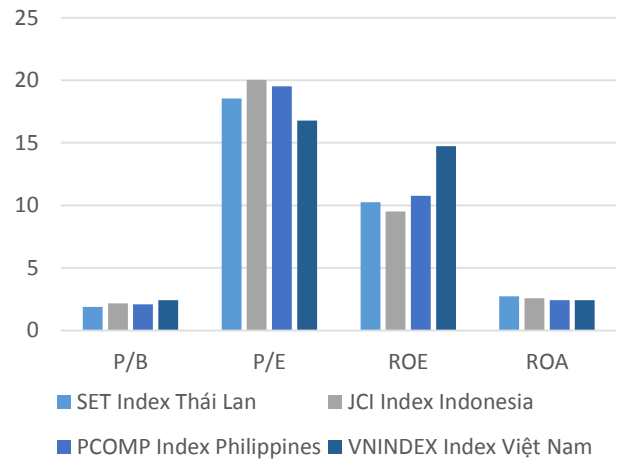
東南亞主要市場走勢比較



東南亞主要市場數據

		Thailand	Indonesia	Philippines	Vietnam
P/B		1.9x	2.2x	2.1x	2.4x
P/E		18.6x	20.0x	19.5x	16.8x
ROE	%	10.25	9.52	10.78	14.72
ROA	%	2.72	2.59	2.43	2.43
Vốn hóa	Tỷ USD	570.75	510.35	197.10	138.69
GTGD	Triệu USD	2.29	0.70	0.15	0.17
LS cổ tức	%	3.00	2.41	1.62	1.93

BloomBerg & YSVN





We Create **Fortune**

元大證券（越南）公司

個人客戶分析部

Nguyễn Thế Minh

研究分析經理

+84 28 3622 6868 ext 3826
minh.nguyen@yuanta.com.vn

Quách Đức Khánh

高級分析專員

+84 28 3622 6868 ext 3833
khanh.quach@yuanta.com.vn

Nguyễn Trịnh Ngọc Hồng

分析專員

+84 28 3622 6868 ext 3832
hong.nguyen@yuanta.com.vn

Phạm Tân Phát

高級分析專員

+84 28 3622 6868 ext 3830
phat.pham@yuanta.com.vn

個人客戶業務部

Nguyễn Thanh Tùng

總公司業務經理

+84 28 3622 6868 ext 3609
tung.nguyen@yuanta.com.vn

Chung Kim Hoa

華人客戶部經理

+84 28 3622 6868 ext 3828
hoa.chung@yuanta.com.vn

Phù Vĩnh Qué

堤岸分行經理

+84 28 3622 6868
que.phu@yuanta.com.vn

Nguyễn Việt Quang

河內分行經理

+84 28 3622 6868 ext 3404
quang.nguyen@yuanta.com.vn

Võ Thị Thu Thủy

平陽分行經理

+84 28 3622 6868 ext 3505
thuy.vo@yuanta.com.vn

Bùi Quốc Phong

同奈分行經理

+84 28 3622 6868
phong.bui@yuanta.com.vn

Nguyễn Đức Hoàn

河內南部營業中心經理

+84 28 3622 6868 ext 3409
hoan.nguyen@yuanta.com.vn



We Create **Fortune**

Appendix A: Important Disclosures

Analyst Certification

Each research analyst primarily responsible for the content of this research report, in whole or in part, certifies that with respect to each security or issuer that the analyst covered in this report: (1) all of the views expressed accurately reflect his or her personal views about those securities or issuers; and (2) no part of his or her compensation was, is, or will be, directly or indirectly, related to the specific recommendations or views expressed by that research analyst in the research report.

Ratings Definitions

BUY: We have a positive outlook on the stock based on our expected absolute or relative return over the investment period. Our thesis is based on our analysis of the company's outlook, financial performance, catalysts, valuation and risk profile. We recommend investors add to their position.

HOLD-Outperform: In our view, the stock's fundamentals are relatively more attractive than peers at the current price. Our thesis is based on our analysis of the company's outlook, financial performance, catalysts, valuation and risk profile.

HOLD-Underperform: In our view, the stock's fundamentals are relatively less attractive than peers at the current price. Our thesis is based on our analysis of the company's outlook, financial performance, catalysts, valuation and risk profile.

SELL: We have a negative outlook on the stock based on our expected absolute or relative return over the investment period. Our thesis is based on our analysis of the company's outlook, financial performance, catalysts, valuation and risk profile. We recommend investors reduce their position.

Under Review: We actively follow the company, although our estimates, rating and target price are under review.

Restricted: The rating and target price have been suspended temporarily to comply with applicable regulations and/or Yuanta policies.

Note: Yuanta research coverage with a Target Price is based on an investment period of 12 months. Greater China Discovery Series coverage does not have a formal 12 month Target Price and the recommendation is based on an investment period specified by the analyst in the report.

Global Disclaimer

© 2018 Yuanta. All rights reserved. The information in this report has been compiled from sources we believe to be reliable, but we do not hold ourselves responsible for its completeness or accuracy. It is not an offer to sell or solicitation of an offer to buy any securities. All opinions and estimates included in this report constitute our judgment as of this date and are subject to change without notice.

This report provides general information only. Neither the information nor any opinion expressed herein constitutes an offer or invitation to make an offer to buy or sell securities or other investments. This material is prepared for general circulation to clients and is not intended to provide tailored investment advice and does not take into account the individual financial situation and objectives of any specific person who may receive this report. Investors should seek financial advice regarding the appropriateness of investing in any securities, investments or investment strategies discussed or recommended in this report. The information contained in this report has been compiled from sources believed to be reliable but no representation or warranty, express or implied, is made as to its accuracy, completeness or correctness. This report is not (and should not be construed as) a solicitation to act as securities broker or dealer in any jurisdiction by any person or company that is not legally permitted to carry on such business in that jurisdiction.

Yuanta research is distributed in the United States only to Major U.S. Institutional Investors (as defined in Rule 15a-6 under the Securities Exchange Act of 1934, as amended and SEC staff interpretations thereof). All transactions by a US person in the securities mentioned in this report must be effected through a registered broker-dealer under Section 15 of the Securities Exchange Act of 1934, as amended. Yuanta research is distributed in Taiwan by Yuanta Securities Investment Consulting. Yuanta research is distributed in Hong Kong by Yuanta Securities (Hong Kong) Co. Limited, which is licensed in Hong Kong by the Securities and Futures Commission for regulated activities, including Type 4 regulated activity (advising on securities). In Hong Kong, this research report may not be redistributed, retransmitted or disclosed, in whole or in part or any form or manner, without the express written