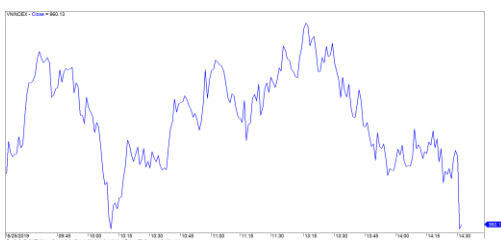


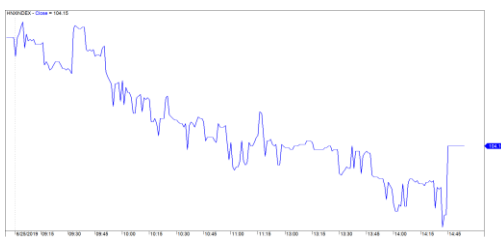
市場走勢 2019/06/25			
市場指數	VNI	HNI	UPCOM
收盤	960.13	104.15	55.20
%日	-0.28%	-0.60%	0.09%
%週	1.71%	0.39%	0.97%
%月	-1.02%	-1.18%	-0.13%
%年	-3.07%	-7.00%	6.11%
成交值(十億盾)			
當日	3,499	449	340
日均量/週	3,920	354	285
日均量/月	3,491	307	278
外資進出			
買進	558.51	11.01	40.28
賣出	616.08	14.57	34.50
買賣超	-57.58	-3.55	5.79
市場漲跌家數			
上漲	104	52	190
下跌	180	72	110
持平	102	246	583
市場指標			
P/E	16.63	9.40	17.77
總市值 (兆盾)	3,259	189	983
股息殖利率	4.80%	3.49%	6.89%

資料源: Bloomberg – YSVN

VNINDEX



HNXINDEX



市場走勢

區域市場各大指數出現調整，上海綜指下跌 0.87%，恆生下跌 1.15%，日經 225 下跌 0.58%，Kospi 小幅下跌。

越南股市交易相當暗淡。VN-Index 收跌 0.28% 至 960.13 點，HNX 指數下跌 0.6%，收於 104.15 點，而 Upcom 指數略漲 0.09%，收於 55.2 點。撮合交易值維持平均水平，三大證成交值達 3 兆越盾。

市場持續強勁分歧，下跌家數占多。儘管跌幅不大，但 VN30-Index 有 16 家下跌，包括：DPM, GAS, PNJ, REE, HPG, CTG, GMD, MBB。亮點出現在 FPT (3%)，CTD (4.1%)，NVL (1%)。然而，當天重點來自中型股的 BMI (5.5%)，NBB (6.5%)，HNG (4.7%)，FCN (6.9%)，HAG (3.5%)。HAG-HNG 組合吸引現金積極流注，且收於盤中最高點，其中 HNG 接近舊峰值 18,000 越盾/股。

外資連續第 3 盤賣超，三大證交賣超總值達 550 億越盾。具體，SBT (280 億越盾)，SVI (210 億越盾)，VNM (190 億越盾) 遭最大量拋售。相反，E1VFN30 (270 億越盾)，PVD (130 億越盾)，ACV (100 億越盾) 獲積極買超。

短線市場觀點

我們認為市場可能繼續進入 VN-Index 960 點左右的累積期。同時，短期風險仍偏低，累積期間市場會出現分歧，但分歧度不算太大。此外，投資者情緒仍相當謹慎因本週迎接美中會面的重要事件。

我們的趨勢指標仍維持 VN-Index 的短期趨勢上漲，停損位於 946.27 點，和 HNX 指數的短期趨勢下跌，阻力位於 105.16 點。因此，我們建議短線投資者可利用調整期間按照建議比重增加庫存比例。

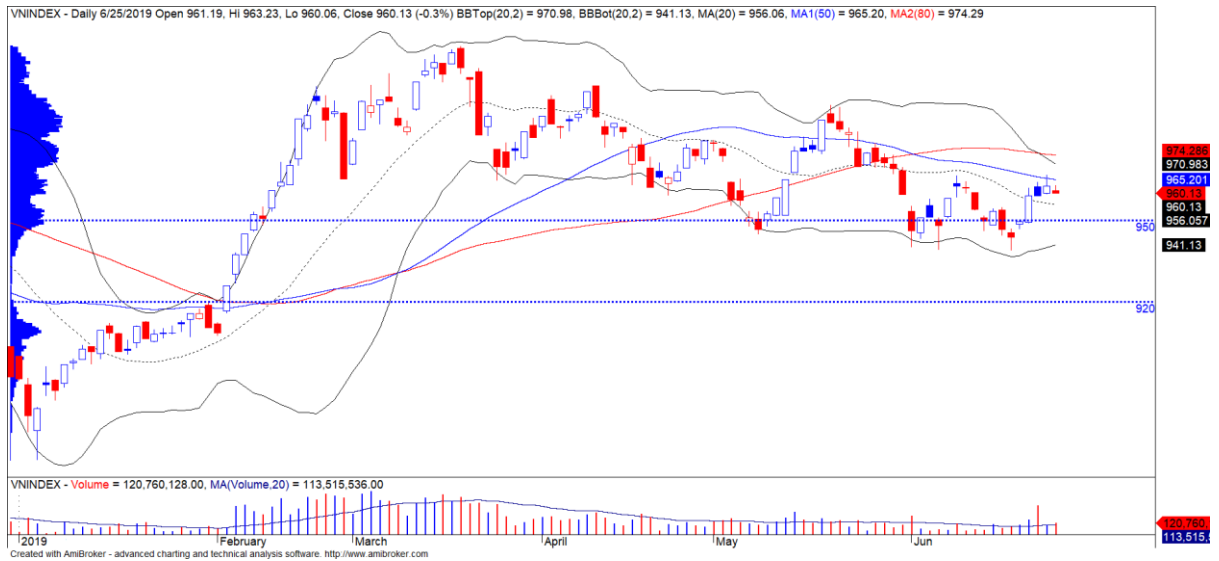
建議短線投資比重：44% 股票 / 56% 現金

(股票趨勢追蹤圖在下一頁內更新)

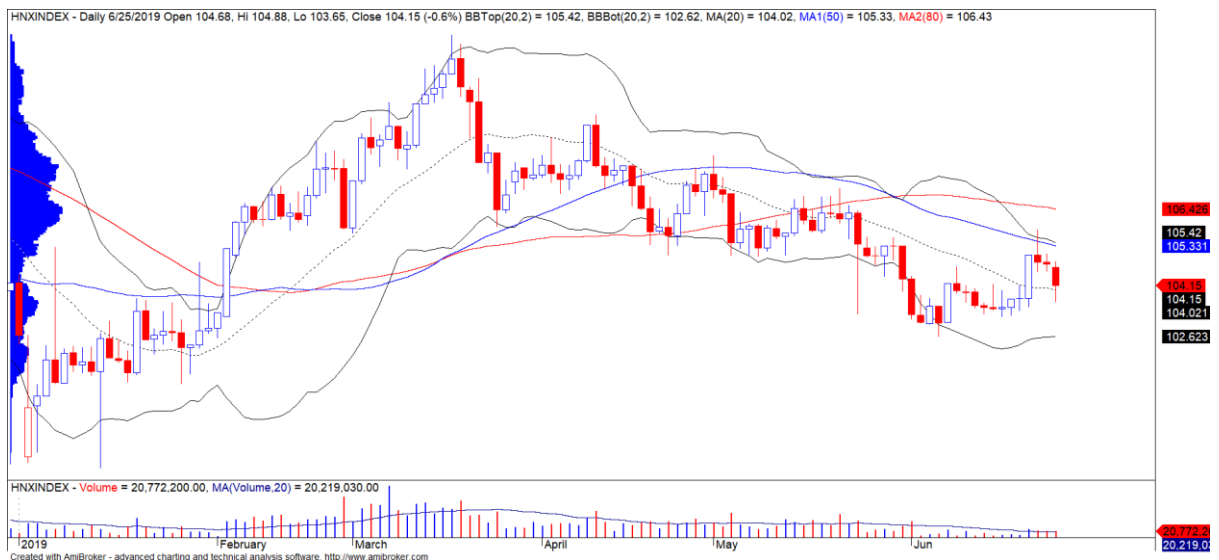


We Create Fortune

技術分析圖



指數技術分析圖 VN-Index



指數技術分析圖 HNX-Index

指數	短期趨勢	中期趨勢	阻力區 1	阻力區 2	支撐區 1	支撐區 2
VN-Index	上漲	上漲	1,000	1,025	965	953
HNX-Index	下跌	下跌	108	110	105	101
VN30	上漲	上漲	895	935	877	863
VNMidcaps	上漲	上漲	992	1,030	969	963
VNSmallcaps	上漲	上漲	835	845	822	804

We Create Fortune

股票趨勢追蹤表

股票	價格	短期趨勢	中期趨勢	短期買進價格	短期止損	暫計短期利潤%	短期訊號	中期買進價格	中期止損	暫計中期獲利%	中期訊號
AAA	18,350	上漲	上漲	18,600	17,677	-1.34%		16,850	16,230	8.90%	
ACB	29,200	上漲	下跌	29,600	28,859	-1.35%			31,452		
ACV	85,000	上漲	上漲	83,000	83,442	2.41%		90,000	79,578	-5.56%	
ANV	26,450	下跌	下跌		28,138				31,748		
ASM	7,000	下跌	下跌		7,200				7,980		
BFC	19,700	下跌	下跌		20,529				22,448		
BID	32,100	上漲	上漲	32,650	31,486	-1.68%		33,400	31,227	-3.89%	
BMP	43,300	上漲	下跌	44,500	42,236	-2.70%			48,377		
BSR	12,800	下跌	下跌		13,396				14,995		
BVH	80,100	上漲	下跌	79,000	77,365	1.39%			85,113		
BWE	26,450	上漲	上漲	25,850	25,683	2.32%		20,000	24,073	32.25%	
CEO	11,300	下跌	下跌		11,880				12,742		
CII	22,500	下跌	下跌		23,298				24,605		
CMG	39,300	上漲	上漲	37,800	35,707	3.97%		23,200	31,773	69.40%	
CMX	21,700	下跌	上漲		23,468			5,910	21,617	267.17%	
CSM	14,700	下跌	上漲	15,250	14,746	-3.30%	賣出	14,390	14,225	2.15%	
CTD	102,000	上漲	下跌	102,000	101,424	0.00%	買進		117,340		
CTG	21,050	上漲	上漲	21,000	20,575	0.24%		22,700	19,639	-7.27%	
CTI	23,000	上漲	下跌	23,800	22,663	-3.36%			25,172		
CTR	27,500	下跌	N/A		28,535				4,011		
CVT	18,100	下跌	下跌		18,809				20,873		
DCM	8,120	下跌	下跌		8,346				8,883		
DGC	27,900	下跌	下跌		28,471				32,940		
DGW	20,750	下跌	下跌		21,765				23,949		
DHA	35,000	上漲	上漲	32,250	34,281	8.53%		29,100	31,700	20.27%	
DHC	42,400	上漲	上漲	40,900	41,616	3.67%		35,200	37,491	20.45%	
DHG	105,000	下跌	下跌		107,732				121,458		
DIG	13,650	下跌	下跌		14,156				15,272		
DPG	37,200	下跌	上漲		38,053			40,018	34,775	-7.04%	
DPM	16,100	下跌	下跌		16,946				19,155		
DPR	45,400	上漲	上漲	43,400	43,523	4.61%		42,500	40,210	6.82%	
DQC	17,800	下跌	下跌		18,638				21,171		
DRC	18,300	下跌	下跌		19,318				22,073		

We Create Fortune

DXG	18,850	上漲	下跌	19,100	18,154	-1.31%		20,749			
EIB	18,600	上漲	上漲	17,800	17,578	4.49%		14,700	16,475	26.53%	
FCN	15,500	上漲	上漲	15,500	14,551	0.00%	買進	16,050	13,649	-3.43%	
FMC	28,700	上漲	下跌	28,950	27,876	-0.86%			30,620		
FPT	46,500	上漲	上漲	45,200	44,083	2.88%		46,000	42,214	1.09%	
GAS	103,500	上漲	上漲	105,500	101,375	-1.90%		101,000	101,898	2.48%	
GEX	22,000	下跌	上漲		22,590			24,700	21,615	-10.93%	賣出
GIL	26,850	上漲	下跌	27,300	25,941	-1.65%			29,666		
GMD	25,950	下跌	下跌		26,622				27,993		
GTN	18,600	下跌	上漲		19,940			15,000	16,369	24.00%	
GVR	12,800	上漲	下跌	13,500	12,576	-5.19%			N/A		
HAG	5,290	上漲	下跌	5,150	4,973	2.72%			5,623		
HAX	14,950	上漲	下跌	14,250	13,934	4.91%			15,345		
HBC	15,450	下跌	下跌		16,158				18,315		
HCM	23,800	上漲	下跌	24,000	22,863	-0.83%			26,600		
HDB	26,700	上漲	下跌	27,600	25,944	-3.26%			29,313		
HDC	15,200	上漲	上漲	15,250	14,535	-0.33%		15,250	13,124	-0.33%	
HDG	31,800	上漲	下跌	32,700	30,926	-2.75%			34,589		
HNG	16,750	上漲	上漲	15,750	15,329	6.35%			16,554		
HPG	23,100	上漲	下跌	23,850	22,763	-3.14%			25,712		
HSG	7,580	下跌	上漲		8,001			9,300	7,015	-18.49%	
HT1	15,850	下跌	上漲		16,686			14,800	15,465	7.09%	
HUT	2,600	下跌	下跌		2,975				3,532		
HVN	42,200	上漲	上漲	43,600	41,494	-3.21%		39,000	38,265	8.21%	
KBC	14,400	上漲	下跌	14,300	14,146	0.70%			15,013		
KDH	24,000	上漲	下跌	23,424	23,825	2.46%			24,759		
KSB	22,900	上漲	下跌	22,700	21,100	0.88%			25,364		
LCG	10,200	下跌	下跌		10,292				11,439		
LDG	8,350	下跌	下跌		9,010				10,387		
LHG	18,450	下跌	上漲		19,627			19,300	17,020	-4.40%	
LPB	7,800	下跌	下跌		8,123				8,628		
LSS	5,350	下跌	下跌		5,629				5,906		
MBB	21,100	上漲	上漲	21,300	20,718	-0.94%		21,850	20,106	-3.43%	
MPC	32,400	下跌	下跌		35,980				42,444		
MSN	84,000	下跌	上漲		85,977			89,000	80,742	-5.62%	
MSR	18,100	下跌	下跌		19,789				20,715		

We Create Fortune

MWG	91,800	上漲	上漲	88,300	88,611	3.96%		88,700	83,045	3.49%	
NDN	16,600	上漲	上漲	14,100	15,656	17.73%		13,700	12,850	21.17%	
NKG	6,410	上漲	下跌	6,400	6,239	0.16%			7,273		
NLG	29,500	上漲	上漲	29,700	28,897	-0.67%		28,700	27,833	2.79%	
NT2	27,000	下跌	下跌		27,696				29,219		
NTL	23,450	上漲	上漲	22,950	22,369	2.18%		10,450	21,175	124.40%	
NVL	58,500	下跌	下跌		59,176				62,332		
OIL	11,900	下跌	下跌		12,582				14,012		
PAC	36,700	上漲	下跌	38,000	36,200	-3.42%			38,859		
PC1	19,050	下跌	下跌		20,083				21,023		
PDR	25,750	上漲	上漲	24,100	24,905	6.85%		29,000	22,941	-11.21%	
PHR	57,400	下跌	上漲		59,085			24,000	50,969	139.17%	
PLX	61,900	上漲	上漲	63,500	60,916	-2.52%		62,400	58,426	-0.80%	
PNJ	72,700	下跌	下跌		75,397			104,000	72,834	-29.97%	
POW	14,850	下跌	上漲		15,804			15,700	13,915	-5.41%	
PVT	16,200	下跌	下跌		16,909				17,615		
PPC	29,350	上漲	上漲	28,750	27,694	2.09%		19,700	24,232	48.98%	
PTB	66,500	上漲	上漲	66,600	65,889	-0.15%		64,000	60,891	3.91%	
PVB	19,300	上漲	上漲	19,600	18,791	-1.53%		20,100	16,786	-3.98%	
PVD	18,850	下跌	上漲		19,001			18,500	17,783	1.89%	
PVI	36,900	下跌	下跌		37,238				39,699		
PVS	23,200	上漲	上漲	23,000	21,999	0.87%		21,100	21,468	9.95%	
PXS	4,850	下跌	上漲		5,036			4,850	4,262	0.00%	
QNS	29,300	下跌	下跌		29,805				33,041		
REE	31,750	下跌	上漲		32,544			33,325	31,114	-4.73%	
SAB	281,800	上漲	上漲	253,000	265,678	11.38%		245,000	249,462	15.02%	
SAM	8,290	上漲	上漲	8,250	8,016	0.48%		7,400	7,424	12.03%	
SCR	7,290	上漲	下跌	7,500	7,255	-2.80%			7,611		
SHI	8,350	上漲	上漲	8,140	8,033	2.58%		6,990	7,300	19.46%	
SJS	20,300	上漲	上漲	18,300	18,990	10.93%			19,930		
SKG	14,550	上漲	下跌	13,950	14,023	4.30%			14,892		
SSI	24,850	下跌	下跌		25,255				27,071		
STB	11,650	下跌	上漲		11,707			13,000	11,486	-10.38%	賣出
TCB	20,750	下跌	下跌		21,319				N/A		
TCM	27,150	下跌	下跌		27,461				31,246		
TDH	12,400	下跌	上漲	11,700	12,403	6.01%	賣出	11,650	11,194	6.44%	

We Create Fortune

TLH	5,000	下跌	上漲		5,117			5,390	4,797	-7.24%	
TNG	19,700	上漲	上漲	19,700	19,538	0.00%	買進	12,000	16,367	64.17%	
VCB	72,400	上漲	上漲	69,200	69,262	4.62%		62,000	62,992	16.77%	
VCG	26,800	下跌	上漲	28,100	27,051	-3.73%	賣出	19,200	23,906	39.58%	
VCS	60,800	上漲	下跌	63,100	60,416	-3.65%			69,165		
VGC	20,900	上漲	下跌	20,900	20,152	0.00%			21,647		
VGT	10,700	上漲	下跌	11,379	10,694	-5.97%			13,091		
VHC	86,000	下跌	下跌		89,033				98,088		
VHM	79,500	下跌	下跌		80,834				89,697		
VIB	16,500	下跌	下跌		16,951				18,185		
VIC	116,400	下跌	上漲		117,683			112,000	108,251	3.93%	
VIP	5,650	下跌	下跌		5,825				6,129		
VJC	123,900	上漲	上漲	123,300	119,684	0.49%		124,500	113,667	-0.48%	
VND	15,500	下跌	下跌		15,861				17,129		
VNG	21,550	上漲	上漲	20,600	20,922	4.61%		21,500	21,275	0.23%	買進
VNM	123,400	下跌	下跌		126,360				135,683		
VPB	19,400	上漲	下跌	18,600	18,535	4.30%			19,817		
VPI	41,700	上漲	下跌	41,750	40,928	-0.12%			43,124		
VRC	16,100	下跌	下跌		16,673				18,053		
VRE	34,300	下跌	上漲		34,992			35,000	31,179	-2.00%	
VSC	31,300	下跌	下跌		32,686				35,256		

LARGECAPS 大型股票趨勢追蹤表

股票	價格	短期趨勢	中期趨勢	短期買進價格	短期止損	暫計短期利潤%	短期訊號	中期買進價格	中期止損	暫計中期獲利%	中期訊號
ACB	29,200	上漲	下跌	29,600	28,859	-1.35%			31,452		
BID	32,100	上漲	上漲	32,650	31,486	-1.68%		33,400	31,227	-3.89%	
BSR	12,800	下跌	下跌		13,396				14,995		
BVH	80,100	上漲	下跌	79,000	77,365	1.39%			85,113		
CTG	21,050	上漲	上漲	21,000	20,575	0.24%		22,700	19,639	-7.27%	
EIB	18,600	上漲	上漲	17,800	17,578	4.49%		14,700	16,475	26.53%	
FPT	46,500	上漲	上漲	45,200	44,083	2.88%		40,997	42,214	13.42%	
GAS	103,500	上漲	上漲	105,500	101,375	-1.90%		99,026	101,898	4.52%	
HDB	26,700	上漲	下跌	27,600	25,944	-3.26%			29,313		
HNG	16,750	上漲	上漲	15,750	15,329	6.35%			16,554		
HPG	23,100	上漲	下跌	23,850	22,763	-3.14%			25,712		

We Create Fortune

HVN	42,200	上漲	上漲	43,600	41,494	-3.21%		39,000	38,265	8.21%	
KDH	24,000	上漲	下跌	23,424	23,825	2.46%			24,759		
MBB	21,100	上漲	上漲	21,300	20,718	-0.94%		21,271	20,106	-0.80%	
MSN	84,000	下跌	上漲		85,977			89,000	80,742	-5.62%	
MWG	91,800	上漲	上漲	88,300	88,611	3.96%		88,700	83,045	3.49%	
NVL	58,500	下跌	下跌		59,176				62,332		
OIL	11,900	下跌	下跌		12,582				14,012		
PLX	61,900	上漲	N/A	63,500	60,916	-2.52%		62,400	58,426	-0.80%	
PNJ	72,700	下跌	下跌		75,397			77,881	72,834	-6.48%	
POW	14,850	下跌	上漲		15,804			15,700	13,915	-5.41%	
PVS	23,200	上漲	上漲	23,000	21,999	0.87%		21,100	21,468	9.95%	
QNS	29,300	下跌	下跌		29,805				33,041		
REE	31,750	下跌	上漲		32,544			33,325	31,114	-4.73%	
ROS	30,000	下跌	上漲		31,489			34,800	27,327	-13.79%	
SSI	24,850	下跌	下跌		25,255				27,071		
STB	11,650	下跌	上漲		11,707			13,000	11,486	-10.38%	賣出
TCB	20,750	下跌	下跌		21,319				23,863		
TPB	22,900	下跌	下跌		24,557				N/A		
VCB	72,400	上漲	上漲	69,200	69,262	4.62%		62,000	62,992	16.77%	
VCG	26,800	下跌	上漲	28,100	27,051	-3.73%	賣出	18,441	23,906	45.33%	
VEA	60,000	上漲	下跌	50,000	56,321	20.00%			N/A		
VGI	27,900	下跌	下跌		29,042				N/A		
VHM	79,500	下跌	下跌		80,834				89,697		
VIB	16,500	下跌	下跌		16,951				18,185		
VIC	116,400	下跌	上漲		117,683			112,000	108,251	3.93%	
VJC	123,900	上漲	上漲	123,300	119,684	0.49%		124,500	113,667	-0.48%	
VNM	123,400	下跌	下跌		126,360				135,683		
VPB	19,400	上漲	下跌	18,600	18,535	4.30%			19,817		
VRE	34,300	下跌	上漲		34,992			33,996	31,179	0.89%	

MIDCAPS 中型股票趨勢追蹤表

股票	價格	短期趨勢	中期趨勢	短期買進價格	短期止損	暫計短期利潤%	短期訊號	中期買進價格	中期止損	暫計中期獲利%	中期訊號
AAA	18,350	上漲	上漲	18,600	17,677	-1.34%		16,850	16,230	8.90%	
ANV	26,450	下跌	下跌		28,138				31,748		
ASM	7,000	下跌	下跌		7,200				7,980		
BMP	43,300	上漲	下跌	44,500	42,236	-2.70%			48,377		
BWE	26,450	上漲	上漲	25,850	25,683	2.32%		19,440	24,073	36.06%	

We Create Fortune

C4G	8,700	下跌	#N/A		9,317				#N/A		
CEO	11,300	下跌	下跌		11,880				12,742		
CII	22,500	下跌	下跌		23,298				24,605		
CRE	24,450	下跌	#N/A		24,905				#N/A		
CTI	23,000	上漲	下跌	23,800	22,663	-3.36%			25,172		
CTR	27,500	下跌	#N/A		28,535				#N/A		
DCM	8,120	下跌	下跌		8,346				8,883		
DHC	42,400	上漲	上漲	40,900	41,616	3.67%		35,200	37,491	20.45%	
DIG	13,650	下跌	下跌		14,156				15,272		
DPM	16,100	下跌	下跌		16,946				19,155		
DRC	18,300	下跌	下跌		19,318				22,073		
DXG	18,850	上漲	下跌	19,100	18,154	-1.31%			20,749		
E1VFN30	14,420	下跌	下跌		14,662				15,358		
FCN	15,500	上漲	上漲	15,500	14,551	0.00%	買進	16,050	13,649	-3.43%	
FLC	4,320	下跌	下跌		4,474				4,824		
FTM	23,900	下跌	上漲		24,568			16,250	21,483	47.08%	
GEG	22,400	上漲	上漲	22,800	21,303	-1.75%		12,900	20,497	73.64%	
GEX	22,000	下跌	上漲		22,590			24,700	21,615	-10.93%	賣出
GMD	25,950	下跌	下跌		26,622				27,993		
GTN	18,600	下跌	上漲		19,940			15,000	16,369	24.00%	
GVR	12,800	上漲	#N/A	13,500	12,576	-5.19%			#N/A		
HAG	5,290	上漲	下跌	5,150	4,973	2.72%			5,623		
HBC	15,450	下跌	下跌		16,158				18,315		
HCM	23,800	上漲	下跌	24,000	22,863	-0.83%			26,600		
HDG	31,800	上漲	下跌	32,700	30,926	-2.75%			34,589		
HPX	26,650	上漲	#N/A	26,800	26,092	-0.56%			#N/A		
HSG	7,580	下跌	上漲		8,001			8,452	7,015	-10.32%	
HT1	15,850	下跌	上漲		16,686			14,800	15,465	7.09%	
IBC	21,750	上漲	上漲	20,900	20,940	4.07%		24,900	19,767	-12.65%	
IDI	7,100	下跌	下跌		7,525			9,150	7,253	-20.74%	賣出
IJC	10,950	上漲	下跌	10,800	10,444	1.39%			11,501		
ITA	3,080	下跌	上漲		3,194			3,200	2,749	-3.75%	
KBC	14,400	上漲	下跌	14,300	14,146	0.70%			15,013		
KSB	22,900	上漲	下跌	22,700	21,100	0.88%			25,364		
LDG	8,350	下跌	下跌		9,010				10,387		
LPB	7,800	下跌	下跌		8,123				8,628		
MBS	15,300	下跌	#N/A		15,907			16,000	#N/A	#N/A	
MPC	32,400	下跌	下跌		35,980				42,444		

We Create Fortune

NBB	22,000	上漲	上漲	22,000	21,493	0.00%	買進	21,500	18,830	2.33%	
NKG	6,410	上漲	下跌	6,400	6,239	0.16%			7,273		
NLG	29,500	上漲	上漲	29,700	28,897	-0.67%		28,700	27,833	2.79%	
NT2	27,000	下跌	下跌		27,696				29,219		
NTC	#####	下跌	#N/A		144,297			120,000	#N/A	#N/A	
NTL	23,450	上漲	上漲	22,950	22,369	2.18%		9,331	21,175	151.30%	
NVB	8,300	下跌	下跌		8,436				9,224		
OGC	4,000	下跌	下跌		4,348				4,794		
PC1	19,050	下跌	下跌		20,083				21,023		
PDR	25,750	上漲	上漲	24,100	24,905	6.85%		23,595	22,941	9.13%	
PHR	57,400	下跌	上漲		59,085			22,864	50,969	151.05%	
PPC	29,350	上漲	上漲	28,750	27,694	2.09%		17,422	24,232	68.47%	
PTB	66,500	上漲	上漲	66,600	65,889	-0.15%		60,780	60,891	9.41%	
PVD	18,850	下跌	上漲		19,001			18,500	17,783	1.89%	
PVI	36,900	下跌	下跌		37,238				39,699		
PVT	16,200	下跌	下跌		16,909				17,615		
QCG	4,760	下跌	上漲		5,108			5,910	4,638	-19.46%	
SAM	8,290	上漲	上漲	8,250	8,016	0.48%		7,400	7,424	12.03%	
SBT	17,150	下跌	下跌		17,652				18,829		
SCR	7,290	上漲	下跌	7,500	7,255	-2.80%			7,611		
SHB	7,000	下跌	下跌		7,295				7,714		
SHS	9,900	上漲	上漲	11,900	9,853	-16.81%		12,100	9,216	-18.18%	
SJS	20,300	上漲	上漲	18,300	18,990	10.93%			19,930		
STK	23,500	下跌	上漲		23,807			17,000	19,981	38.24%	
SZC	19,000	下跌	#N/A	16,750	19,281	15.11%	賣出		#N/A		
TCH	20,900	下跌	上漲		21,048			21,000	20,591	-0.48%	賣出
TCM	27,150	下跌	下跌		27,461				31,246		
TNG	19,700	上漲	上漲	19,700	19,538	0.00%	買進	12,000	16,367	64.17%	
TTB	22,350	下跌	下跌		23,347				25,264		
VCI	32,000	上漲	下跌	32,100	31,244	-0.31%			35,715		
VGT	10,700	上漲	#N/A	12,000	10,694	-10.83%			#N/A		
VHC	86,000	下跌	下跌		89,033				98,088		
VND	15,500	下跌	下跌		15,861				17,129		
VNG	21,550	上漲	上漲	20,600	20,922	4.61%		21,500	21,275	0.23%	買進
VPI	41,700	上漲	下跌	41,750	40,928	-0.12%			42,859		

We Create Fortune

MALLCAPS 小型股票趨勢追蹤表

股票	價格	短期趨勢	中期趨勢	短期買進價格	短期止損	暫計短期利潤%	短期訊號	中期買進價格	中期止損	暫計中期獲利%	中期訊號
AAV	10,000	下跌	#N/A		10,427			16,850	#N/A	#N/A	
AGR	3,790	上漲	上漲	3,890	3,719	-2.57%		3,990	3,542	-5.01%	
AMD	1,740	下跌	下跌		1,910				2,074		
APG	10,000	上漲	上漲	8,500	8,365	17.65%			9,066		
ART	2,500	下跌	下跌		2,795				3,335		
BCC	8,200	下跌	上漲		8,435			7,700	7,657	6.49%	
BCG	5,840	上漲	上漲	5,900	5,613	-1.02%		6,390	5,406	-8.61%	
C69	16,500	上漲	上漲	8,800	15,689	87.50%		5,300	8,706	211.32%	
CCL	5,650	上漲	上漲	3,550	5,148	59.15%		3,460	3,933	63.29%	
CRC	14,750	下跌	下跌		15,465				18,123		
CVT	18,100	下跌	下跌		18,809				20,873		
DAG	6,550	上漲	下跌	6,550	6,442	0.00%	買進		7,234		
DAH	8,540	下跌	上漲		8,609			4,664	7,539	83.10%	
DGW	20,750	下跌	下跌		21,765				23,949		
DLG	1,590	上漲	下跌	1,560	1,418	1.92%			1,645		
DRH	7,700	上漲	下跌	7,590	6,662	1.45%			7,759		
DTD	12,800	上漲	上漲	15,000	12,116	-14.67%		12,900	11,410	-0.78%	
EVG	2,770	下跌	下跌		2,876				3,023		
FIT	3,300	上漲	上漲	3,280	3,187	0.61%		3,640	2,853	-9.34%	
GKM	15,100	下跌	上漲		15,532			11,425	14,952	32.17%	
HAH	11,950	下跌	下跌		12,328				12,668		
HAI	1,750	下跌	下跌		1,946				1,935		
HAP	3,620	下跌	上漲		3,730			3,670	3,246	-1.36%	
HAR	4,050	下跌	上漲	3,250	4,119	26.75%	賣出	3,710	3,500	9.16%	
HCD	3,680	下跌	下跌		3,910				4,568		
HDA	10,200	下跌	下跌		10,448				11,187		
HDC	15,200	上漲	上漲	15,250	14,535	-0.33%		15,250	13,124	-0.33%	
HHP	17,500	下跌	#N/A		17,657				#N/A		
HHS	3,360	下跌	下跌		3,641				3,912		
HII	12,450	下跌	下跌		13,020				14,296		
HQC	1,400	上漲	下跌	1,430	1,365	-2.10%			1,505		
HSL	8,020	下跌	下跌		8,955				11,235		
HUT	2,600	下跌	下跌		2,975				3,532		
HVG	2,990	下跌	下跌		3,253				4,892		
HVH	26,300	上漲	#N/A	26,150	25,664	0.57%			#N/A		

We Create Fortune

JVC	2,930	下跌	下跌		3,118			3,280	2,981	-9.11%	
KLF	1,400	下跌	下跌		1,694				1,888		
KMR	2,910	下跌	上漲		3,170			3,680	2,649	-20.92%	
LCG	10,200	下跌	下跌		10,292				11,439		
LGL	10,550	上漲	上漲	10,400	10,002	1.44%		7,113	8,588	48.32%	
LHG	18,450	下跌	上漲		19,627			19,300	17,020	-4.40%	
LMH	15,950	下跌	#N/A		16,778				#N/A		
MST	2,800	下跌	下跌		3,194				4,156		
NDN	16,600	上漲	上漲	14,100	15,656	17.73%		13,104	12,850	26.68%	
PHC	13,450	上漲	上漲	13,400	12,978	0.37%		14,450	12,650	-6.92%	
PVB	19,300	上漲	上漲	19,600	18,791	-1.53%		20,100	16,786	-3.98%	
PVC	6,900	下跌	上漲		7,387			7,100	6,199	-2.82%	
PXL	6,500	上漲	下跌	6,600	5,699	-1.52%			7,604		
PXS	4,850	下跌	上漲		5,036			4,850	4,262	0.00%	
QBS	2,770	下跌	下跌		3,165				3,619		
SFG	13,750	下跌	下跌		16,133			11,494	14,977	30.30%	
SHI	8,350	上漲	上漲	8,800	8,033	-5.11%		6,233	7,300	33.97%	
SJF	2,950	下跌	下跌		3,139				4,189		
SKG	14,550	上漲	下跌	13,950	14,023	4.30%			14,892		
TDH	12,400	下跌	上漲	11,700	12,403	6.01%	賣出	11,650	11,194	6.44%	
TIG	3,400	下跌	上漲		3,828			3,200	3,029	6.25%	
TLD	5,360	下跌	下跌		5,688				6,594		
TLH	5,000	下跌	上漲		5,117			5,850	4,797	-14.53%	
TNI	10,400	下跌	上漲		11,319			12,150	10,209	-14.40%	
TTF	3,150	下跌	上漲		3,397			3,990	3,028	-21.05%	
TTH	4,100	下跌	下跌		4,472			5,273	4,217	-20.02%	
TVB	17,300	下跌	下跌		17,914				19,936		
TVC	12,400	下跌	下跌		12,635				13,870		
VC3	23,600	上漲	上漲	23,100	22,858	2.16%		22,000	21,070	7.27%	
VCR	28,900	上漲	上漲	13,300	27,918	117.29%		3,900	18,360	641.03%	
VNE	4,210	上漲	上漲	4,350	4,135	-3.22%		4,650	3,958	-9.46%	
VPG	22,700	上漲	上漲	20,400	21,224	11.27%		20,456	18,842	10.97%	
VRC	16,100	下跌	下跌		16,673				18,053		
YBM	10,400	下跌	下跌		10,868				12,699		



We Create Fortune

胡志明市交易所 (HSX)

	收盤	漲跌%
VNI	960.13	-0.28%
VN30	868.5	-0.05%
VN Mid	966.13	0.15%
VN Small	812.71	-0.32%

河內交易所 (HSX)

	收盤	漲跌%
HNI	104.15	-0.60%
HN30	188.73	-0.65%
VNX AllSh	844.98	-0.03%

UPCOM 市場 (UPCoM)

	收盤	漲跌%
UPCoM	55.2	0.09%

外資交易	成交值(十億盾)	
買進	558.51	
賣出	616.08	
買超/賣超	-57.58	

外資交易	成交值(十億盾)	
買進	11.01	
賣出	14.57	
買超/賣超	-3.55	

外資交易	成交值(十億盾)	
買進	40.28	
賣出	34.50	
買超/賣超	5.79	

上漲排名/股碼	漲跌(VND)	漲跌%
FCN	1000	6.90%
BMI	1350	5.48%
HNG	750	4.69%
CTD	4000	4.08%
HAG	180	3.52%

上漲排名/股碼	漲跌(VND)	漲跌%
TAR	400	1.36%
NVB	100	1.22%
TNG	200	1.03%
CEO	100	0.89%
INN	200	0.57%

上漲排名/股碼	漲跌(VND)	漲跌%
SIP	9500	14.98%
VEA	1500	2.56%
NTC	3300	2.55%
VGG	1200	1.87%
QTP	100	0.96%

下跌排名/股碼	漲跌(VND)	漲跌%
SFG	-450	-3.17%
SZC	-600	-3.06%
AST	-2000	-3.03%
DGW	-550	-2.58%
TRC	-800	-2.58%

下跌排名/股碼	漲跌(VND)	漲跌%
VCR	-1400	-4.62%
VCG	-1200	-4.29%
SHS	-200	-1.98%
VCS	-900	-1.46%
NDN	-200	-1.19%

下跌排名/股碼	漲跌(VND)	漲跌%
DRI	-300	-3.85%
VTP	-4200	-2.91%
SDI	-2000	-2.82%
OIL	-200	-1.65%
MPC	-500	-1.52%

*備註：市值>5,000 億盾；成交值>15 億盾

市值排名/股碼	十億盾	
VIC	399,244	
VCB	270,748	
VHM	266,286	
VNM	214,365	
GAS	200,008	

市值排名/股碼	十億盾	
ACB	36,791	
VCG	12,368	
PVS	11,089	
VCS	9,675	
PVI	8,528	

市值排名/股碼	十億盾	
ACV	185,481	
VGI	85,352	
VEA	77,711	
MCH	58,776	
GVR	51,384	

交易量排名/股碼	成交值	30 日均
ROS	10,030,980	10,512,359
TCB	9,116,400	3,467,739
HAG	6,856,700	1,883,824
HNG	6,842,150	1,478,369
HPG	5,884,860	5,137,695

交易量排名/股碼	成交值	30 日均
PVS	2,853,581	2,759,889
TNG	2,481,917	903,437
AMV	2,336,000	51,420
ACB	1,660,970	894,337
HUT	1,500,808	1,102,890

交易量排名/股碼	成交值	30 日均
GEG	5,300,060	386,110
PXL	878,326	320,082
BSR	577,490	1,137,000
GVR	491,647	1,027,009
OIL	434,868	207,115

資料源: Bloomberg & Yuanta Research

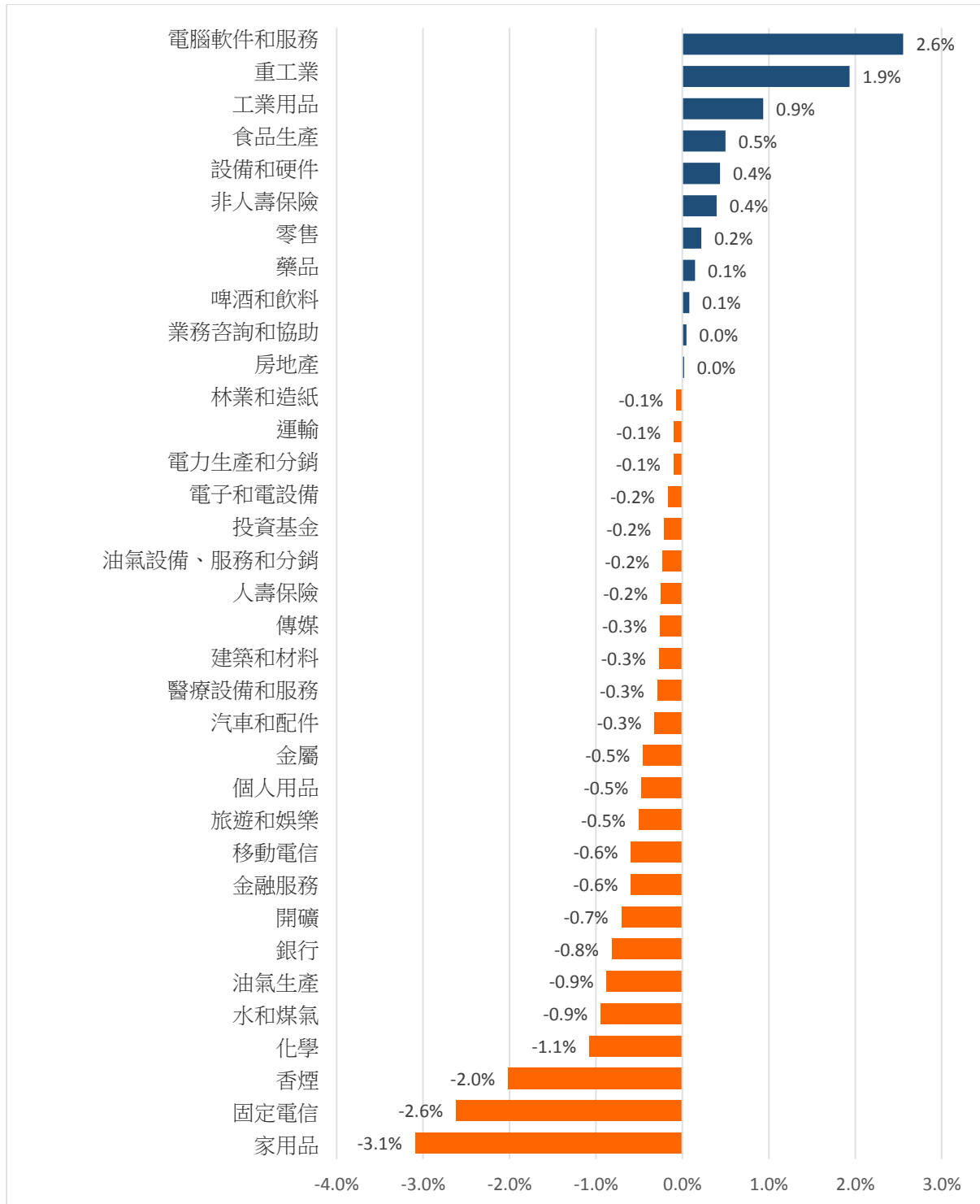
資料源: Bloomberg & Yuanta Research

資料源: Bloomberg & Yuanta Research



We Create Fortune

各行業板塊的交易走勢



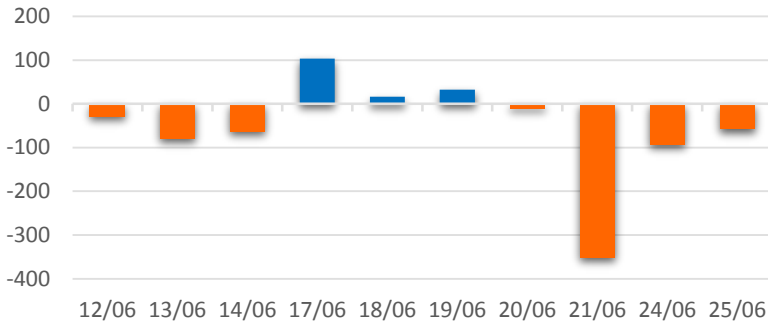
資料源: FiinPro – YSVN



We Create **Fortune**

外資買進賣統計

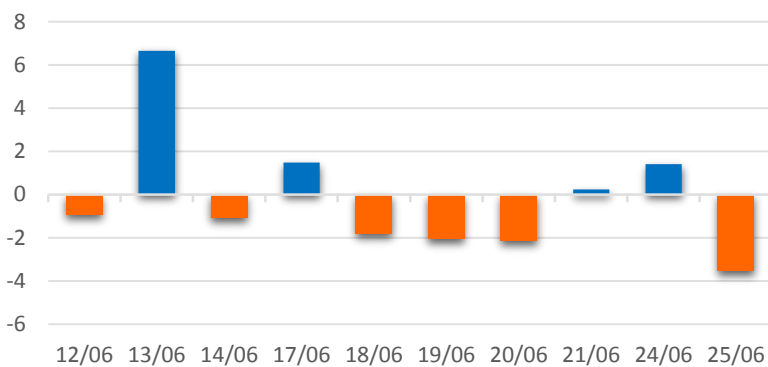
HSX 外資每日買/賣超



證券代碼	買超金額 (百萬盾)	證券代碼	賣超金額 (百萬盾)
E1VFN30	27,422	SBT	28,344
PVD	12,627	SVI	20,925
VIC	7,223	VNM	18,646
MSN	6,298	POW	15,687
DXG	4,500	YEG	13,735

HSX 外資買/賣超的前 5 名

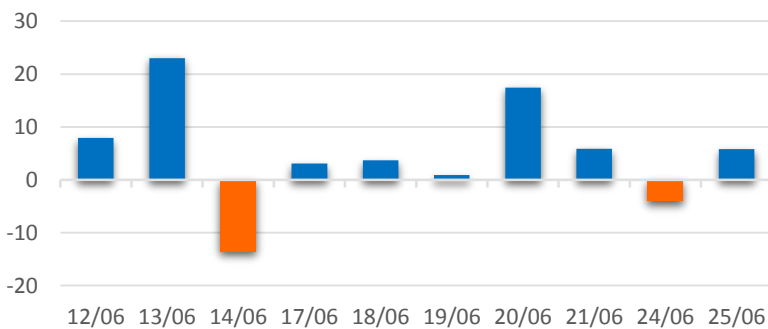
HNX 外資每日買/賣超



證券代碼	買超金額 (百萬盾)	證券代碼	賣超金額 (百萬盾)
BCC	138	INN	865
SRA	124	DBC	856
HMH	116	CEO	833
PVS	98	LHC	385
IVS	87	VGS	276

HNX 外資買/賣超的前 5 名

UPCOM 外資每日買/賣超



證券代碼	買超金額 (百萬盾)	證券代碼	賣超金額 (百萬盾)
ACV	9,611	VEA	6,489
QNS	3,713	VGG	940
SKH	116	VTP	527
SNZ	79	BSR	61
GND	67	WSB	40

UPCOM 外資買/賣超的前 5 名

源: FiinPro – YSVN



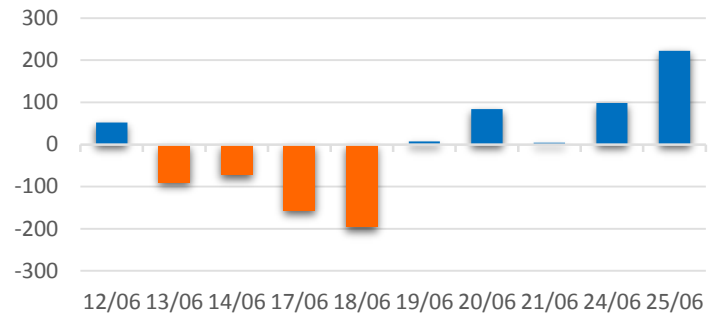
We Create **Fortune**

自營進出統計

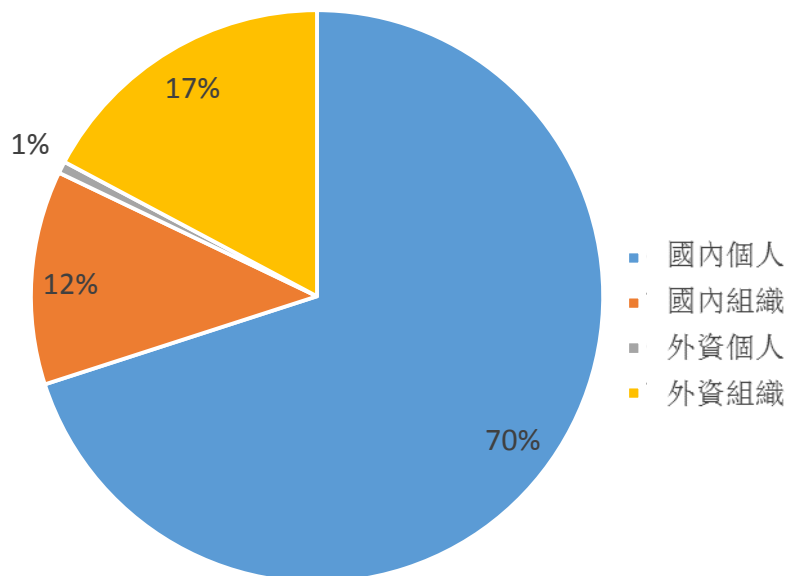
證券代碼	買超金額 (百萬盾)	證券代碼	賣超金額 (百萬盾)
VIC	27,604	E1VFN30	28,121
VNM	26,098	FPT	13,473
TCB	21,440	CTD	3,272
FPT	20,397	HPG	3,221
VHM	19,984	MSN	3,196

券商自營交易最大前名

券商自營交易每日買/賣超 (bil. VND)



越南證券市場投資人類別統計

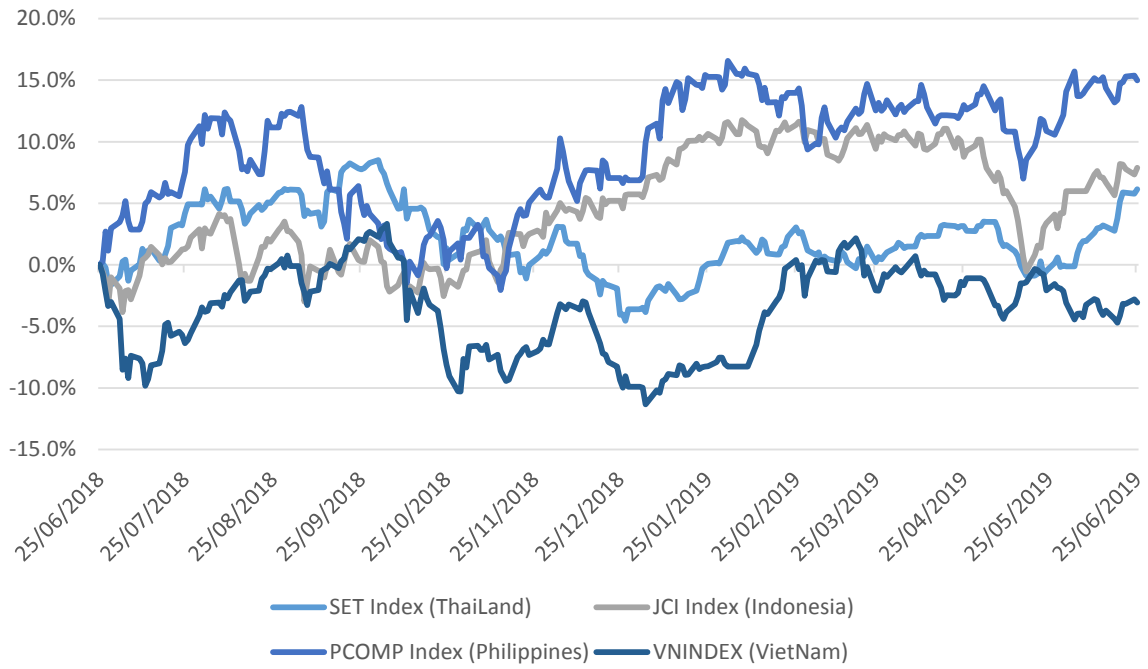


資料源: FiinPro – YSVN



We Create Fortune

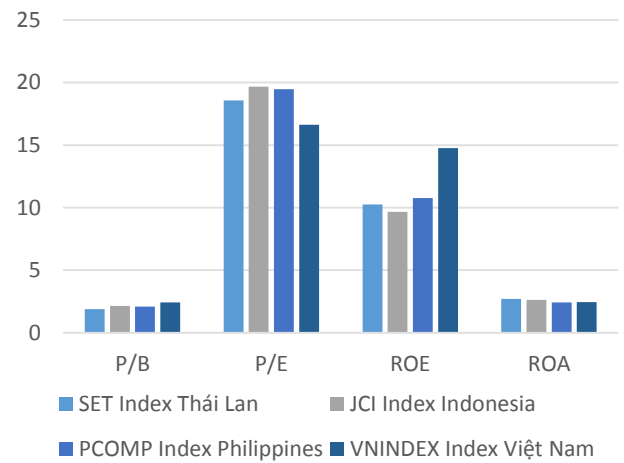
東南亞主要市場走勢比較



東南亞主要市場數據

		Thailand	Indonesia	Philippines	Vietnam
P/B		1.9x	2.2x	2.1x	2.4x
P/E		18.6x	19.7x	19.5x	16.6x
ROE	%	10.25	9.68	10.78	14.76
ROA	%	2.72	2.64	2.43	2.45
Vốn hóa	Tỷ USD	570.83	508.63	197.41	139.16
GTGD	Triệu USD	1.40	0.40	0.07	0.11
LS cổ tức	%	3.00	2.40	1.63	1.93

BloomBerg & YSVN





We Create **Fortune**

元大證券（越南）公司

個人客戶分析部

Nguyễn Thế Minh

研究分析經理

+84 28 3622 6868 ext 3826
minh.nguyen@yuantan.com.vn

Quách Đức Khánh

高級分析專員

+84 28 3622 6868 ext 3833
khanh.quach@yuantan.com.vn

Nguyễn Trịnh Ngọc Hồng

分析專員

+84 28 3622 6868 ext 3832
hong.nguyen@yuantan.com.vn

Phạm Tân Phát

高級分析專員

+84 28 3622 6868 ext 3830
phat.pham@yuantan.com.vn

個人客戶業務部

Nguyễn Thanh Tùng

總公司業務經理

+84 28 3622 6868 ext 3609
tung.nguyen@yuantan.com.vn

Chung Kim Hoa

華人客戶部經理

+84 28 3622 6868 ext 3828
hoa.chung@yuantan.com.vn

Phù Vĩnh Qué

堤岸分行經理

+84 28 3622 6868
que.phu@yuantan.com.vn

Nguyễn Việt Quang

河內分行經理

+84 28 3622 6868 ext 3404
quang.nguyen@yuantan.com.vn

Võ Thị Thu Thủy

平陽分行經理

+84 28 3622 6868 ext 3505
thuy.vo@yuantan.com.vn

Bùi Quốc Phong

同奈分行經理

+84 28 3622 6868
phong.bui@yuantan.com.vn

Nguyễn Đức Hoàn

河內南部營業中心經理

+84 28 3622 6868 ext 3409
hoan.nguyen@yuantan.com.vn



We Create **Fortune**

Appendix A: Important Disclosures

Analyst Certification

Each research analyst primarily responsible for the content of this research report, in whole or in part, certifies that with respect to each security or issuer that the analyst covered in this report: (1) all of the views expressed accurately reflect his or her personal views about those securities or issuers; and (2) no part of his or her compensation was, is, or will be, directly or indirectly, related to the specific recommendations or views expressed by that research analyst in the research report.

Ratings Definitions

BUY: We have a positive outlook on the stock based on our expected absolute or relative return over the investment period. Our thesis is based on our analysis of the company's outlook, financial performance, catalysts, valuation and risk profile. We recommend investors add to their position.

HOLD-Outperform: In our view, the stock's fundamentals are relatively more attractive than peers at the current price. Our thesis is based on our analysis of the company's outlook, financial performance, catalysts, valuation and risk profile.

HOLD-Underperform: In our view, the stock's fundamentals are relatively less attractive than peers at the current price. Our thesis is based on our analysis of the company's outlook, financial performance, catalysts, valuation and risk profile.

SELL: We have a negative outlook on the stock based on our expected absolute or relative return over the investment period. Our thesis is based on our analysis of the company's outlook, financial performance, catalysts, valuation and risk profile. We recommend investors reduce their position.

Under Review: We actively follow the company, although our estimates, rating and target price are under review.

Restricted: The rating and target price have been suspended temporarily to comply with applicable regulations and/or Yuanta policies.

Note: Yuanta research coverage with a Target Price is based on an investment period of 12 months. Greater China Discovery Series coverage does not have a formal 12 month Target Price and the recommendation is based on an investment period specified by the analyst in the report.

Global Disclaimer

© 2018 Yuanta. All rights reserved. The information in this report has been compiled from sources we believe to be reliable, but we do not hold ourselves responsible for its completeness or accuracy. It is not an offer to sell or solicitation of an offer to buy any securities. All opinions and estimates included in this report constitute our judgment as of this date and are subject to change without notice.

This report provides general information only. Neither the information nor any opinion expressed herein constitutes an offer or invitation to make an offer to buy or sell securities or other investments. This material is prepared for general circulation to clients and is not intended to provide tailored investment advice and does not take into account the individual financial situation and objectives of any specific person who may receive this report. Investors should seek financial advice regarding the appropriateness of investing in any securities, investments or investment strategies discussed or recommended in this report. The information contained in this report has been compiled from sources believed to be reliable but no representation or warranty, express or implied, is made as to its accuracy, completeness or correctness. This report is not (and should not be construed as) a solicitation to act as securities broker or dealer in any jurisdiction by any person or company that is not legally permitted to carry on such business in that jurisdiction.

Yuanta research is distributed in the United States only to Major U.S. Institutional Investors (as defined in Rule 15a-6 under the Securities Exchange Act of 1934, as amended and SEC staff interpretations thereof). All transactions by a US person in the securities mentioned in this report must be effected through a registered broker-dealer under Section 15 of the Securities Exchange Act of 1934, as amended. Yuanta research is distributed in Taiwan by Yuanta Securities Investment Consulting. Yuanta research is distributed in Hong Kong by Yuanta Securities (Hong Kong) Co. Limited, which is licensed in Hong Kong by the Securities and Futures Commission for regulated activities, including Type 4 regulated activity (advising on securities). In Hong Kong, this research report may not be redistributed, retransmitted or disclosed, in whole or in part or any form or manner, without the express written