

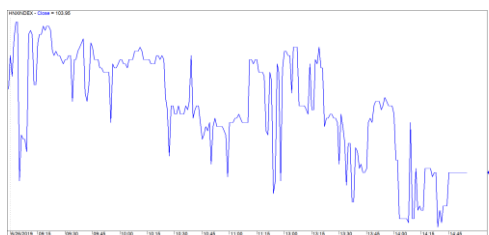
市場走勢 2019/06/26			
市場指數	VNI	HNI	UPCOM
收盤	959.13	103.95	55.39
%日	-0.10%	-0.19%	0.34%
%週	0.99%	0.17%	0.97%
%月	-1.12%	-1.37%	0.22%
%年	-2.43%	-6.28%	6.21%
<b>成交值(十億盾)</b>			
當日	5,478	432	300
日均量/週	4,373	387	302
日均量/月	3,578	313	279
<b>外資進出</b>			
買進	603.33	13.01	100.33
賣出	444.28	3.69	43.39
買賣超	159.05	9.32	56.94
<b>市場漲跌家數</b>			
上漲	143	71	202
下跌	150	62	105
持平	93	238	575
<b>市場指標</b>			
P/E	16.59	9.33	17.77
總市值 (兆盾)	3,250	188	984
股息殖利率	4.86%	3.53%	6.88%

資料源: Bloomberg – YSVN

### VNINDEX



### HNXINDEX



## 市場走勢

越南市場繼續交易。收盤前幾分鐘，VN-Index 暫時脫離 960 點關卡，收報 959.13 點，下跌 0.1%，HNX 指數下跌 0.19%，收於 103.95 點，而 Upcom 指數上漲 0.34%，收於 55.39 點。撮合交易值維持平均水平，三大證交成交值僅達逾 3 兆越盾。

隨著油氣股 GAS (1.2%)，PVD (1.9%)，PVS (0.9%)，PLX (1.5%) 上漲，早盤時段，市場交易有所起色。另，NVL (2.4%)，GMD (1.7%)，MSN (1.8%) 對指數的上漲也有巨大貢獻。有關 EVFTA 協議將於 6 月 30 日簽署，有助於 ANV，TCM，IDI，TNG，FMC，VHC 等漁業和成衣股上漲。然而，午盤市場走跌，銀行股走勢下挫。除 BID (1.2%) 以外，許多個股均呈紅跌。

外資在三大證交買超 2250 億越盾，主要集中到 TBD (520 億越盾)，VIC (370 億越盾)，VHM (210 億越盾)，BID (200 億越盾)。相反，遭大量拋售是 VNM (160 億越盾)，YEG (130 億越盾)。

## 短線市場觀點

我們預計 VN-Index 可能會繼續在 960 點附近累積。同時，累積狀態可能還會在接下來的 1-2 個交易盤中持續。積極點是，HNX 指數正在形成短期反轉模式，市場可能還會在未來數盤中出現分歧。此外，雖然市場略有調整，但短線投資者的心態更為樂觀，股票比重仍高於 40%。

我們的趨勢指標仍維持 VN-Index 的短期趨勢上漲，停損線位於 946.27 點，和 HNX 指數的短期趨勢下跌，阻力線位於 105.16 點。因此，我們建議短線投資者可利用調整期間開新買位，並且將庫存增加至建議的比重。

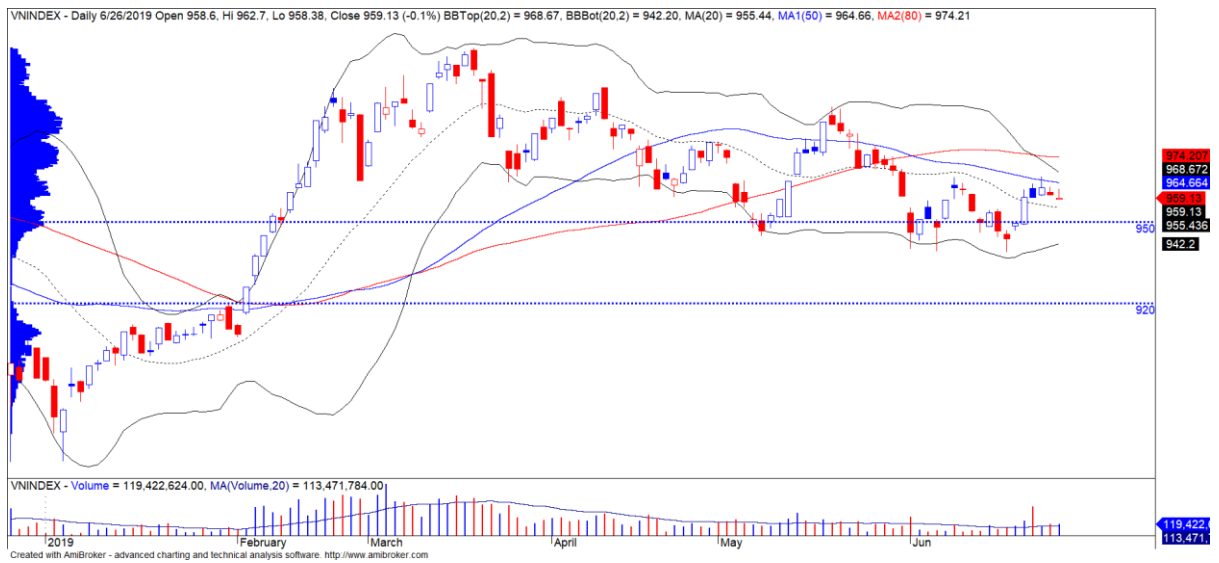
**建議短線投資比重：44% 股票 / 56% 現金**

(股票趨勢追蹤圖在下一頁內更新)

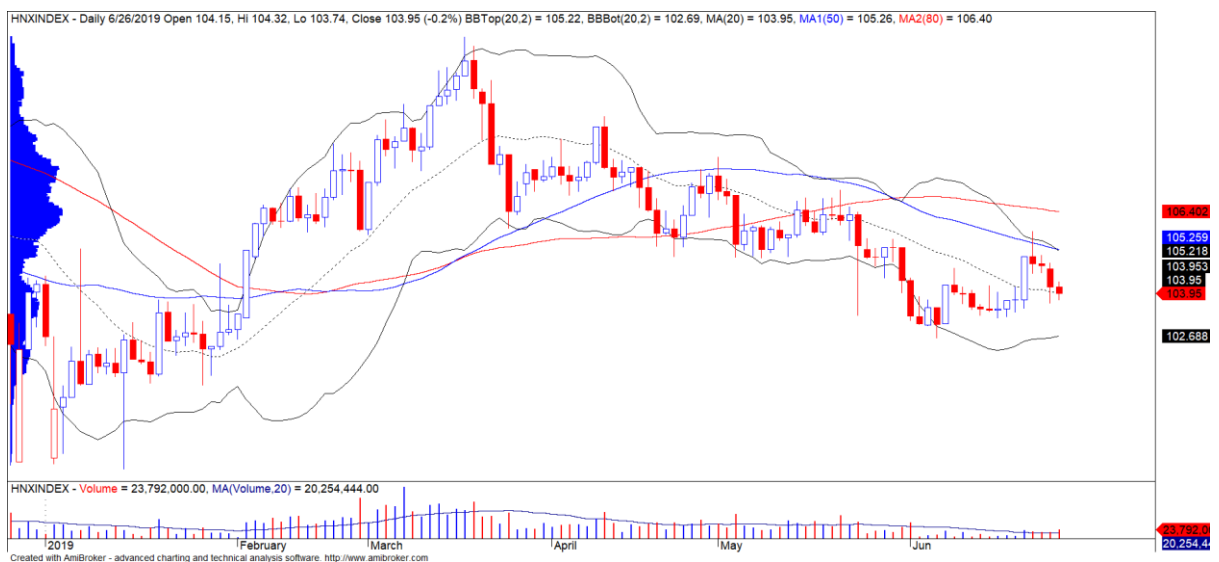


We Create Fortune

### 技術分析圖



指數技術分析圖 VN-Index



指數技術分析圖 HNX-Index

指數	短期趨勢	中期趨勢	阻力區 1	阻力區 2	支撐區 1	支撐區 2
VN-Index	上漲	上漲	1,000	1,025	965	953
HNX-Index	下跌	下跌	108	110	105	101
VN30	上漲	上漲	895	935	877	863
VNMidcaps	上漲	上漲	992	1,030	969	963
VNSmallcaps	上漲	上漲	835	845	822	804

We Create Fortune

## 股票趨勢追蹤表

股票	價格	短期趨勢	中期趨勢	短期買進價格	短期止損	暫計短期利潤%	短期訊號	中期買進價格	中期止損	暫計中期獲利%	中期訊號
AAA	18,350	上漲	上漲	18,600	17,677	-1.34%		16,850	16,230	8.90%	
ACB	29,000	上漲	下跌	29,600	28,859	-2.03%			31,452		
ACV	85,100	上漲	上漲	83,000	83,442	2.53%		90,000	79,578	-5.44%	
ANV	27,700	下跌	下跌		27,706				31,748		
ASM	7,000	下跌	下跌		7,200				7,980		
BFC	19,500	下跌	下跌		20,467				22,448		
BID	32,500	上漲	上漲	32,650	31,486	-0.46%		33,400	31,227	-2.69%	
BMP	43,000	上漲	下跌	44,500	42,236	-3.37%			48,377		
BSR	12,700	下跌	下跌		13,396				14,995		
BVH	80,800	上漲	下跌	79,000	77,587	2.28%			85,113		
BWE	26,300	上漲	上漲	25,850	25,683	1.74%		20,000	24,073	31.50%	
CEO	11,200	下跌	下跌		11,880				12,742		
CII	22,450	下跌	下跌		23,298				24,605		
CMG	38,650	上漲	上漲	37,800	36,306	2.25%		23,200	31,773	66.59%	
CMX	23,200	上漲	上漲	23,200	23,132	0.00%	買超	5,910	21,617	292.55%	
CSM	14,500	下跌	上漲		15,389			14,390	14,225	0.76%	
CTD	102,400	上漲	下跌	102,000	95,916	0.39%			117,340		
CTG	20,900	上漲	上漲	21,000	20,575	-0.48%		22,700	19,639	-7.93%	
CTI	23,350	上漲	下跌	23,800	22,663	-1.89%			25,172		
CTR	27,800	下跌	N/A		28,535				4,011		
CVT	18,800	下跌	下跌		18,809				20,873		
DCM	8,090	下跌	下跌		8,320				8,883		
DGC	28,000	下跌	下跌		28,471				32,940		
DGW	20,800	下跌	下跌		21,765				23,949		
DHA	36,600	上漲	上漲	32,250	34,281	13.49%		29,100	31,700	25.77%	
DHC	43,350	上漲	上漲	40,900	41,616	5.99%		35,200	37,491	23.15%	
DHG	106,200	下跌	下跌		107,732				121,458		
DIG	13,500	下跌	下跌		14,059				15,272		
DPG	37,150	下跌	上漲		38,053			40,018	34,775	-7.17%	
DPM	15,650	下跌	下跌		16,915				19,155		
DPR	44,650	上漲	上漲	43,400	43,523	2.88%		42,500	40,210	5.06%	
DQC	18,400	下跌	下跌		18,562				21,171		
DRC	18,650	下跌	下跌		19,191				22,073		

We Create Fortune

<b>DXG</b>	18,700	上漲	下跌	19,100	18,154	-2.09%		20,749		
<b>EIB</b>	18,450	上漲	上漲	17,800	17,578	3.65%		14,700	16,475	25.51%
<b>FCN</b>	14,550	上漲	上漲	15,500	14,073	-6.13%		16,050	13,649	-9.35%
<b>FMC</b>	29,550	上漲	下跌	28,950	27,876	2.07%			30,620	
<b>FPT</b>	46,150	上漲	上漲	45,200	44,198	2.10%		46,000	42,214	0.33%
<b>GAS</b>	104,700	上漲	上漲	105,500	101,375	-0.76%		101,000	101,898	3.66%
<b>GEX</b>	22,100	下跌	上漲		22,590			24,700	21,615	-10.53%
<b>GIL</b>	26,700	上漲	下跌	27,300	25,941	-2.20%			29,666	
<b>GMD</b>	26,400	下跌	下跌		26,622				27,993	
<b>GTN</b>	17,900	下跌	上漲		19,845			15,000	16,369	19.33%
<b>GVR</b>	12,800	上漲	下跌	13,500	12,576	-5.19%			N/A	
<b>HAG</b>	5,300	上漲	下跌	5,150	5,021	2.91%			5,623	
<b>HAX</b>	15,500	上漲	上漲	14,250	14,299	8.77%			15,345	
<b>HBC</b>	15,250	下跌	下跌		16,158				18,315	
<b>HCM</b>	23,500	上漲	下跌	24,000	22,863	-2.08%			26,600	
<b>HDB</b>	26,600	上漲	下跌	27,600	25,944	-3.62%			29,313	
<b>HDC</b>	15,200	上漲	上漲	15,250	14,535	-0.33%		15,250	13,124	-0.33%
<b>HDG</b>	32,100	上漲	下跌	32,700	30,926	-1.83%			34,589	
<b>HNG</b>	16,600	上漲	上漲	15,750	15,713	5.40%			16,554	
<b>HPG</b>	22,900	上漲	下跌	23,850	22,763	-3.98%			25,712	
<b>HSG</b>	7,510	下跌	上漲		7,941			9,300	7,015	-19.25%
<b>HT1</b>	16,050	下跌	上漲		16,686			14,800	15,465	8.45%
<b>HUT</b>	2,400	下跌	下跌		2,886				3,532	
<b>HVN</b>	41,550	上漲	上漲	43,600	41,494	-4.70%		39,000	38,265	6.54%
<b>KBC</b>	14,250	上漲	下跌	14,300	14,146	-0.35%			15,013	
<b>KDH</b>	23,800	下跌	下跌	23,424	23,825	1.71%	賣出		24,759	
<b>KSB</b>	22,850	上漲	下跌	22,700	21,632	0.66%			25,364	
<b>LCG</b>	9,950	下跌	下跌		10,292				11,439	
<b>LDG</b>	8,180	下跌	下跌		8,826				10,387	
<b>LHG</b>	18,350	下跌	上漲		19,577			19,300	17,020	-4.92%
<b>LPB</b>	7,800	下跌	下跌		8,088				8,628	
<b>LSS</b>	5,350	下跌	下跌		5,629				5,906	
<b>MBB</b>	20,850	上漲	上漲	21,300	20,718	-2.11%		21,850	20,106	-4.58%
<b>MPC</b>	34,000	下跌	下跌		35,563				42,444	
<b>MSN</b>	85,500	下跌	上漲		85,977			89,000	80,742	-3.93%
<b>MSR</b>	19,000	下跌	下跌		19,649				20,715	

We Create Fortune

<b>MWG</b>	92,800	上漲	上漲	88,300	88,611	5.10%		88,700	83,045	4.62%	
<b>NDN</b>	16,700	上漲	上漲	14,100	15,742	18.44%		13,700	12,850	21.90%	
<b>NKG</b>	6,400	上漲	下跌	6,400	6,239	0.00%			7,273		
<b>NLG</b>	29,250	上漲	上漲	29,700	28,897	-1.52%		28,700	27,833	1.92%	
<b>NT2</b>	26,900	下跌	下跌		27,696				29,219		
<b>NTL</b>	23,400	上漲	上漲	22,950	22,369	1.96%		10,450	21,175	123.92%	
<b>NVL</b>	59,900	上漲	下跌	59,900	59,176	0.00%	買超		62,332		
<b>OIL</b>	11,800	下跌	下跌		12,535				14,012		
<b>PAC</b>	36,500	上漲	下跌	38,000	36,200	-3.95%			38,859		
<b>PC1</b>	19,000	下跌	下跌		19,882				21,023		
<b>PDR</b>	25,550	上漲	上漲	24,100	24,905	6.02%		29,000	22,941	-11.90%	
<b>PHR</b>	57,900	下跌	上漲		59,085			24,000	50,969	141.25%	
<b>PLX</b>	62,800	上漲	上漲	63,500	60,916	-1.10%		62,400	58,426	0.64%	
<b>PNJ</b>	72,800	下跌	下跌		75,397			104,000	72,834	-29.97%	
<b>POW</b>	14,800	下跌	上漲		15,697			15,700	13,915	-5.73%	
<b>PVT</b>	16,350	下跌	下跌		16,785				17,615		
<b>PPC</b>	29,600	上漲	上漲	28,750	28,103	2.96%		19,700	24,232	50.25%	
<b>PTB</b>	67,100	上漲	上漲	66,600	65,889	0.75%		64,000	60,891	4.84%	
<b>PVB</b>	19,400	上漲	上漲	19,600	18,791	-1.02%		20,100	16,786	-3.48%	
<b>PVD</b>	19,200	上漲	上漲	19,200	19,001	0.00%	買超	18,500	17,783	3.78%	
<b>PVI</b>	36,800	下跌	下跌		37,238				39,699		
<b>PVS</b>	23,400	上漲	上漲	23,000	21,999	1.74%		21,100	21,468	10.90%	
<b>PXS</b>	4,900	下跌	上漲		5,036			4,850	4,262	1.03%	
<b>QNS</b>	29,300	下跌	下跌		29,805				33,041		
<b>REE</b>	32,000	下跌	上漲		32,544			33,325	31,114	-3.98%	
<b>SAB</b>	282,000	上漲	上漲	253,000	266,643	11.46%		245,000	249,462	15.10%	
<b>SAM</b>	8,280	上漲	上漲	8,250	8,016	0.36%		7,400	7,424	11.89%	
<b>SCR</b>	7,250	下跌	下跌	7,500	7,255	-3.27%	賣出		7,611		
<b>SHI</b>	8,200	上漲	上漲	8,140	8,033	0.74%		6,990	7,300	17.31%	
<b>SJS</b>	20,100	上漲	上漲	18,300	18,990	9.84%			19,930		
<b>SKG</b>	14,900	上漲	上漲	13,950	14,132	6.81%			14,892		
<b>SSI</b>	24,800	下跌	下跌		25,255				27,071		
<b>STB</b>	11,500	下跌	上漲		11,707			13,000	11,486	-11.54%	賣出
<b>TCB</b>	20,400	下跌	下跌		21,319				N/A		
<b>TCM</b>	27,850	上漲	下跌	27,850	27,461	0.00%	買超		31,246		
<b>TDH</b>	10,100	下跌	下跌		10,431			11,650	11,194	-3.92%	

We Create Fortune

TLH	5,000	下跌	上漲		5,106			5,390	4,797	-7.24%	
TNG	20,700	上漲	上漲	19,700	18,739	5.08%		12,000	16,367	72.50%	
VCB	70,500	上漲	上漲	69,200	69,366	1.88%		62,000	62,992	13.71%	
VCG	26,500	下跌	上漲		28,167			19,200	23,906	38.02%	
VCS	61,000	上漲	下跌	63,100	60,416	-3.33%			69,165		
VGC	20,500	上漲	下跌	20,900	20,152	-1.91%			21,647		
VGT	11,300	上漲	下跌	11,379	10,694	-0.70%			13,091		
VHC	88,500	下跌	下跌		89,033				98,088		
VHM	79,000	下跌	下跌		80,834				89,697		
VIB	16,500	下跌	下跌		16,951				18,185		
VIC	116,900	下跌	上漲		117,683			112,000	108,251	4.38%	
VIP	5,640	下跌	下跌		5,811				6,129		
VJC	124,200	上漲	上漲	123,300	120,008	0.73%		124,500	113,667	-0.24%	
VND	15,450	下跌	下跌		15,861				17,129		
VNG	21,550	上漲	上漲	20,600	20,922	4.61%		21,500	21,275	0.23%	買超
VNM	123,500	下跌	下跌		126,360				135,683		
VPB	19,200	上漲	下跌	18,600	18,584	3.23%			19,817		
VPI	41,650	上漲	下跌	41,750	40,928	-0.24%			43,124		
VRC	16,100	下跌	下跌		16,607				18,053		
VRE	34,350	下跌	上漲		34,992			35,000	31,179	-1.86%	
VSC	31,500	下跌	下跌		32,609				35,256		

### LARGECAPS 大型股票趨勢追蹤表

股票	價格	短期趨勢	中期趨勢	短期買進價格	短期止損	暫計短期利潤%	短期訊號	中期買進價格	中期止損	暫計中期獲利%	中期訊號
ACB	29,000	上漲	下跌	29,600	28,859	-2.03%			31,452		
BID	32,500	上漲	上漲	32,650	31,486	-0.46%		33,400	31,227	-2.69%	
BSR	12,700	下跌	下跌		13,396				14,995		
BVH	80,800	上漲	下跌	79,000	77,587	2.28%			85,113		
CTG	20,900	上漲	上漲	21,000	20,575	-0.48%		22,700	19,639	-7.93%	
EIB	18,450	上漲	上漲	17,800	17,578	3.65%		14,700	16,475	25.51%	
FPT	46,150	上漲	上漲	45,200	44,198	2.10%		40,997	42,214	12.57%	
GAS	104,700	上漲	上漲	105,500	101,375	-0.76%		99,026	101,898	5.73%	
HDB	26,600	上漲	下跌	27,600	25,944	-3.62%			29,313		
HNG	16,600	上漲	上漲	15,750	15,713	5.40%			16,554		
HPG	22,900	上漲	下跌	23,850	22,763	-3.98%			25,712		

We Create Fortune

HVN	41,550	上漲	上漲	43,600	41,494	-4.70%		39,000	38,265	6.54%	
KDH	23,800	下跌	下跌	23,424	23,825	1.71%	賣出		24,759		
MBB	20,850	上漲	上漲	21,300	20,718	-2.11%		21,271	20,106	-1.98%	
MSN	85,500	下跌	上漲		85,977			89,000	80,742	-3.93%	
MWG	92,800	上漲	上漲	88,300	88,611	5.10%		88,700	83,045	4.62%	
NVL	59,900	上漲	下跌	59,900	59,176	0.00%	買超		62,332		
OIL	11,800	下跌	下跌		12,535				14,012		
PLX	62,800	上漲	N/A	63,500	60,916	-1.10%		62,400	58,426	0.64%	
PNJ	72,800	下跌	下跌		75,397			77,881	72,834	-6.48%	
POW	14,800	下跌	上漲		15,697			15,700	13,915	-5.73%	
PVS	23,400	上漲	上漲	23,000	21,999	1.74%		21,100	21,468	10.90%	
QNS	29,300	下跌	下跌		29,805				33,041		
REE	32,000	下跌	上漲		32,544			33,325	31,114	-3.98%	
ROS	29,950	下跌	上漲		31,449			34,800	27,327	-13.94%	
SSI	24,800	下跌	下跌		25,255				27,071		
STB	11,500	下跌	上漲		11,707			13,000	11,486	-11.54%	賣出
TCB	20,400	下跌	下跌		21,319				23,863		
TPB	22,700	下跌	下跌		23,974				N/A		
VCB	70,500	上漲	上漲	69,200	69,366	1.88%		62,000	62,992	13.71%	
VCG	26,500	下跌	上漲		28,167			18,441	23,906	43.70%	
VEA	59,800	上漲	下跌	50,000	56,974	19.60%			N/A		
VGI	28,300	下跌	下跌		29,042				N/A		
VHM	79,000	下跌	下跌		80,834				89,697		
VIB	16,500	下跌	下跌		16,951				18,185		
VIC	116,900	下跌	上漲		117,683			112,000	108,251	4.38%	
VJC	124,200	上漲	上漲	123,300	120,008	0.73%		124,500	113,667	-0.24%	
VNM	123,500	下跌	下跌		126,360				135,683		
VPB	19,200	上漲	下跌	18,600	18,584	3.23%			19,817		
VRE	34,350	下跌	上漲		34,992			33,996	31,179	1.04%	

### MIDCAPS 中型股票趨勢追蹤表

股票	價格	短期趨勢	中期趨勢	短期買進價格	短期止損	暫計短期利潤%	短期訊號	中期買進價格	中期止損	暫計中期獲利%	中期訊號
AAA	18,350	上漲	上漲	18,600	17,677	-1.34%		16,850	16,230	8.90%	
ANV	27,700	下跌	下跌		27,706				31,748		
ASM	7,000	下跌	下跌		7,200				7,980		
BMP	43,000	上漲	下跌	44,500	42,236	-3.37%			48,377		
BWE	26,300	上漲	上漲	25,850	25,683	1.74%		19,440	24,073	35.29%	

We Create Fortune

C4G	8,800	下跌	#N/A		9,317			#N/A		
CEO	11,200	下跌	下跌		11,880			12,742		
CII	22,450	下跌	下跌		23,298			24,605		
CRE	24,600	下跌	#N/A		24,886			#N/A		
CTI	23,350	上漲	下跌	23,800	22,663	-1.89%		25,172		
CTR	27,800	下跌	#N/A		28,535			#N/A		
DCM	8,090	下跌	下跌		8,320			8,883		
DHC	43,350	上漲	上漲	40,900	41,616	5.99%	35,200	37,491	23.15%	
DIG	13,500	下跌	下跌		14,059			15,272		
DPM	15,650	下跌	下跌		16,915			19,155		
DRC	18,650	下跌	下跌		19,191			22,073		
DXG	18,700	上漲	下跌	19,100	18,154	-2.09%		20,749		
E1VFN30	14,340	下跌	下跌		14,662			15,358		
FCN	14,550	上漲	上漲	15,500	14,073	-6.13%	16,050	13,649	-9.35%	
FLC	4,290	下跌	下跌		4,459			4,824		
FTM	24,150	下跌	上漲		24,568		16,250	21,483	48.62%	
GEG	23,000	上漲	上漲	22,800	21,303	0.88%	12,900	20,497	78.29%	
GEX	22,100	下跌	上漲		22,590		24,700	21,615	-10.53%	賣出
GMD	26,400	下跌	下跌		26,622			27,993		
GTN	17,900	下跌	上漲		19,845		15,000	16,369	19.33%	
GVR	12,800	上漲	#N/A	13,500	12,576	-5.19%		#N/A		
HAG	5,300	上漲	下跌	5,150	5,021	2.91%		5,623		
HBC	15,250	下跌	下跌		16,158			18,315		
HCM	23,500	上漲	下跌	24,000	22,863	-2.08%		26,600		
HDG	32,100	上漲	下跌	32,700	30,926	-1.83%		34,589		
HPX	26,700	上漲	#N/A	26,800	26,092	-0.37%		#N/A		
HSG	7,510	下跌	上漲		7,941		8,452	7,015	-11.15%	
HT1	16,050	下跌	上漲		16,686		14,800	15,465	8.45%	
IBC	21,800	上漲	上漲	20,900	20,940	4.31%	24,900	19,767	-12.45%	
IDI	7,300	下跌	上漲		7,430		9,150	7,253	-20.22%	賣出
IJC	10,650	上漲	下跌	10,800	10,444	-1.39%		11,501		
ITA	3,070	下跌	上漲		3,194		3,200	2,749	-4.06%	
KBC	14,250	上漲	下跌	14,300	14,146	-0.35%		15,013		
KSB	22,850	上漲	下跌	22,700	21,632	0.66%		25,364		
LDG	8,180	下跌	下跌		8,826			10,387		
LPB	7,800	下跌	下跌		8,088			8,628		
MBS	15,300	下跌	#N/A		15,741		16,000	#N/A	#N/A	
MPC	34,000	下跌	下跌		35,563			42,444		

We Create Fortune

NBB	21,200	上漲	上漲	22,000	19,676	-3.64%		21,500	18,830	-1.40%	
NKG	6,400	上漲	下跌	6,400	6,239	0.00%			7,273		
NLG	29,250	上漲	上漲	29,700	28,897	-1.52%		28,700	27,833	1.92%	
NT2	26,900	下跌	下跌		27,696				29,219		
NTC	#####	下跌	#N/A		143,429			120,000	#N/A	#N/A	
NTL	23,400	上漲	上漲	22,950	22,369	1.96%		9,331	21,175	150.77%	
NVB	8,300	下跌	下跌		8,436				9,224		
OGC	3,900	下跌	下跌		4,256				4,794		
PC1	19,000	下跌	下跌		19,882				21,023		
PDR	25,550	上漲	上漲	24,100	24,905	6.02%		23,595	22,941	8.29%	
PHR	57,900	下跌	上漲		59,085			22,864	50,969	153.23%	
PPC	29,600	上漲	上漲	28,750	28,103	2.96%		17,422	24,232	69.90%	
PTB	67,100	上漲	上漲	66,600	65,889	0.75%		60,780	60,891	10.40%	
PVD	19,200	上漲	上漲	19,200	19,001	0.00%	買超	18,500	17,783	3.78%	
PVI	36,800	下跌	下跌		37,238				39,699		
PVT	16,350	下跌	下跌		16,785				17,615		
QCG	4,700	下跌	上漲		5,108			5,910	4,638	-20.47%	
SAM	8,280	上漲	上漲	8,250	8,016	0.36%		7,400	7,424	11.89%	
SBT	17,150	下跌	下跌		17,652				18,829		
SCR	7,250	下跌	下跌	7,500	7,255	-3.27%	賣出		7,611		
SHB	6,900	下跌	下跌		7,283				7,714		
SHS	10,000	上漲	上漲	11,900	9,853	-15.97%		12,100	9,216	-17.36%	
SJS	20,100	上漲	上漲	18,300	18,990	9.84%			19,930		
STK	24,200	上漲	上漲	24,200	23,807	0.00%	買超	17,000	19,981	42.35%	
SZC	18,600	下跌	#N/A		20,956				#N/A		
TCH	21,150	上漲	上漲	21,150	21,048	0.00%	買超	21,000	20,591	0.71%	賣出
TCM	27,850	上漲	下跌	27,850	27,461	0.00%	買超		31,246		
TNG	20,700	上漲	上漲	19,700	18,739	5.08%		12,000	16,367	72.50%	
TTB	22,400	下跌	下跌		23,234				25,264		
VCI	30,700	下跌	下跌	32,100	31,244	-2.67%	賣出		35,715		
VGT	11,300	上漲	#N/A	12,000	10,694	-5.83%			#N/A		
VHC	88,500	下跌	下跌		89,033				98,088		
VND	15,450	下跌	下跌		15,861				17,129		
VNG	21,550	上漲	上漲	20,600	20,922	4.61%		21,500	21,275	0.23%	買超
VPI	41,650	上漲	下跌	41,750	40,928	-0.24%			42,859		

We Create **Fortune**
**MALLCAPS 小型股票趨勢追蹤表**

股票	價格	短期趨勢	中期趨勢	短期買進價格	短期止損	暫計短期利潤%	短期訊號	中期買進價格	中期止損	暫計中期獲利%	中期訊號
AAV	10,100	下跌	#N/A		10,427			16,850	#N/A	#N/A	
AGR	3,850	上漲	上漲	3,890	3,719	-1.03%		3,990	3,542	-3.51%	
AMD	1,770	下跌	下跌		1,883				2,074		
APG	10,000	上漲	上漲	8,500	8,748	17.65%			9,066		
ART	2,500	下跌	下跌		2,795				3,335		
BCC	8,400	下跌	上漲		8,435			7,700	7,657	9.09%	
BCG	5,750	上漲	上漲	5,900	5,613	-2.54%		6,390	5,406	-10.02%	
C69	16,300	上漲	上漲	8,800	15,689	85.23%		5,300	8,706	207.55%	
CCL	6,040	上漲	上漲	3,550	5,197	70.14%		3,460	3,933	74.57%	
CRC	14,700	下跌	下跌		15,465				18,123		
CVT	18,800	下跌	下跌		18,809				20,873		
DAG	6,700	上漲	下跌	6,550	6,098	2.29%			7,234		
DAH	8,580	下跌	上漲		8,609			4,664	7,539	83.96%	
DGW	20,800	下跌	下跌		21,765				23,949		
DLG	1,570	上漲	下跌	1,560	1,464	0.64%			1,645		
DRH	7,660	上漲	下跌	7,590	6,781	0.92%			7,759		
DTD	12,400	上漲	上漲	15,000	12,116	-17.33%		12,900	11,410	-3.88%	
EVG	2,780	下跌	下跌		2,876				3,023		
FIT	3,300	上漲	上漲	3,280	3,187	0.61%		3,640	2,853	-9.34%	
GKM	15,200	下跌	上漲		15,532			11,425	14,952	33.05%	
HAH	12,000	下跌	下跌		12,328				12,668		
HAI	1,740	下跌	下跌		1,910				1,935		
HAP	3,530	下跌	上漲		3,730			3,670	3,246	-3.81%	
HAR	4,050	下跌	上漲		4,540			3,710	3,500	9.16%	
HCD	3,600	下跌	下跌		3,899				4,568		
HDA	10,400	下跌	下跌		10,448				11,187		
HDC	15,200	上漲	上漲	15,250	14,535	-0.33%		15,250	13,124	-0.33%	
HHP	17,500	下跌	#N/A		17,657				#N/A		
HHS	3,340	下跌	下跌		3,559				3,912		
HII	12,300	下跌	下跌		13,020				14,296		
HQC	1,390	上漲	下跌	1,430	1,365	-2.80%			1,505		
HSL	8,100	下跌	下跌		8,877				11,235		
HUT	2,400	下跌	下跌		2,886				3,532		
HVG	3,190	下跌	下跌		3,253				4,892		
HVH	26,300	上漲	#N/A	26,150	25,664	0.57%			#N/A		

We Create Fortune

JVC	2,850	下跌	下跌		3,051			3,280	2,981	-9.11%	
KLF	1,400	下跌	下跌		1,690				1,888		
KMR	2,920	下跌	上漲		3,165			3,680	2,649	-20.65%	
LCG	9,950	下跌	下跌		10,292				11,439		
LGL	10,500	上漲	上漲	10,400	10,002	0.96%		7,113	8,588	47.61%	
LHG	18,350	下跌	上漲		19,577			19,300	17,020	-4.92%	
LMH	16,050	下跌	#N/A		16,628				#N/A		
MST	2,900	下跌	下跌		3,194				4,156		
NDN	16,700	上漲	上漲	14,100	15,742	18.44%		13,104	12,850	27.44%	
PHC	13,300	上漲	上漲	13,400	12,978	-0.75%		14,450	12,650	-7.96%	
PVB	19,400	上漲	上漲	19,600	18,791	-1.02%		20,100	16,786	-3.48%	
PVC	7,000	下跌	上漲		7,304			7,100	6,199	-1.41%	
PXL	6,300	上漲	下跌	6,600	5,745	-4.55%			7,604		
PXS	4,900	下跌	上漲		5,036			4,850	4,262	1.03%	
QBS	2,700	下跌	下跌		3,125				3,619		
SFG	13,550	下跌	下跌		15,554			11,494	14,977	30.30%	
SHI	8,200	上漲	上漲	8,800	8,033	-6.82%		6,233	7,300	31.57%	
SJF	2,850	下跌	下跌		3,139				4,189		
SKG	14,900	上漲	上漲	13,950	14,132	6.81%			14,892		
TDH	10,100	下跌	下跌		10,431			11,650	11,194	-3.92%	
TIG	3,500	下跌	上漲		3,789			3,200	3,029	9.38%	
TLD	5,400	下跌	下跌		5,688				6,594		
TLH	5,000	下跌	上漲		5,106			5,850	4,797	-14.53%	
TNI	10,350	下跌	上漲		11,199			12,150	10,209	-14.81%	
TTF	3,160	下跌	上漲		3,397			3,990	3,028	-20.80%	
TTH	4,100	下跌	下跌		4,345			5,273	4,217	-20.02%	
TVB	17,550	下跌	下跌		17,914				19,936		
TVC	12,800	上漲	下跌	12,800	12,635	0.00%	買超		13,870		
VC3	23,400	上漲	上漲	23,100	22,858	1.30%		22,000	21,070	6.36%	
VCR	28,900	上漲	上漲	13,300	27,918	117.29%		3,900	18,360	641.03%	
VNE	4,290	上漲	上漲	4,350	4,135	-1.38%		4,650	3,958	-7.74%	
VPG	22,800	上漲	上漲	20,400	21,224	11.76%		20,456	18,842	11.46%	
VRC	16,100	下跌	下跌		16,607				18,053		
YBM	10,300	下跌	下跌		10,868				12,699		



We Create Fortune

胡志明市交易所 (HSX)

	收盤	漲跌%
VNI	959.13	-0.10%
VN30	866.81	-0.19%
VN Mid	963.04	-0.32%
VN Small	813.93	0.15%

河內交易所 (HSX)

	收盤	漲跌%
HNI	103.95	-0.19%
HN30	188.57	-0.08%
VNX AllSh	843.62	-0.16%

UPCOM 市場 (UPCoM)

	收盤	漲跌%
UPCoM	55.39	0.34%

外資交易	成交值(十億盾)	
買進	603.33	
賣出	444.28	
買超/賣超	159.05	

外資交易	成交值(十億盾)	
買進	13.01	
賣出	3.69	
買超/賣超	9.32	

外資交易	成交值(十億盾)	
買進	100.33	
賣出	43.39	
買超/賣超	56.94	

上漲排名/股碼	漲跌(VND)	漲跌%
HVG	200	6.69%
ANV	1549	5.92%
ACL	2100	5.77%
CVT	700	3.87%
HAX	550	3.68%

上漲排名/股碼	漲跌(VND)	漲跌%
TNG	1000	5.08%
BCC	200	2.44%
SHS	100	1.01%
PVS	200	0.86%
NDN	100	0.60%

上漲排名/股碼	漲跌(VND)	漲跌%
VGT	600	5.61%
MPC	1700	5.26%
TBD	4000	4.21%
GEG	800	3.60%
VGG	1800	2.76%

下跌排名/股碼	漲跌(VND)	漲跌%
FCN	-950	-6.13%
YEG	-4000	-4.88%
SHP	-1000	-4.08%
VCI	-1300	-4.06%
GTN	-700	-3.76%

下跌排名/股碼	漲跌(VND)	漲跌%
HUT	-200	-7.69%
L14	-700	-1.46%
SHB	-100	-1.43%
VCG	-300	-1.12%
CEO	-100	-0.88%

下跌排名/股碼	漲跌(VND)	漲跌%
TSJ	-4400	-15.07%
PXL	-200	-3.08%
VTP	-2500	-1.75%
OIL	-200	-1.67%
SIP	-900	-1.23%

\*備註：市值>5,000 億盾；成交值>15 億盾

市值排名/股碼	十億盾	
VIC	399,244	
VCB	268,523	
VHM	266,286	
VNM	214,888	
GAS	198,094	

市值排名/股碼	十億盾	
ACB	36,417	
VCG	11,838	
PVS	11,089	
VCS	9,533	
PVI	8,528	

市值排名/股碼	十億盾	
ACV	185,570	
VGI	84,843	
VEA	79,701	
MCH	58,797	
GVR	50,392	

交易量排名/股碼	成交值	30 日均
MBB	74,020,110	4,817,175
ROS	13,856,690	10,636,835
HAG	10,545,490	2,476,630
TCB	9,253,060	3,964,869
GEX	6,912,160	1,760,711

交易量排名/股碼	成交值	30 日均
SHS	11,964,113	1,195,278
PVS	2,941,681	2,771,866
TNG	2,232,352	1,029,845
HUT	2,120,542	1,164,437
SHB	1,977,179	4,256,900

交易量排名/股碼	成交值	30 日均
VGT	1,466,448	344,013
BSR	1,203,255	1,115,555
PXL	989,320	373,450
VEA	602,593	497,097
OIL	589,930	233,662

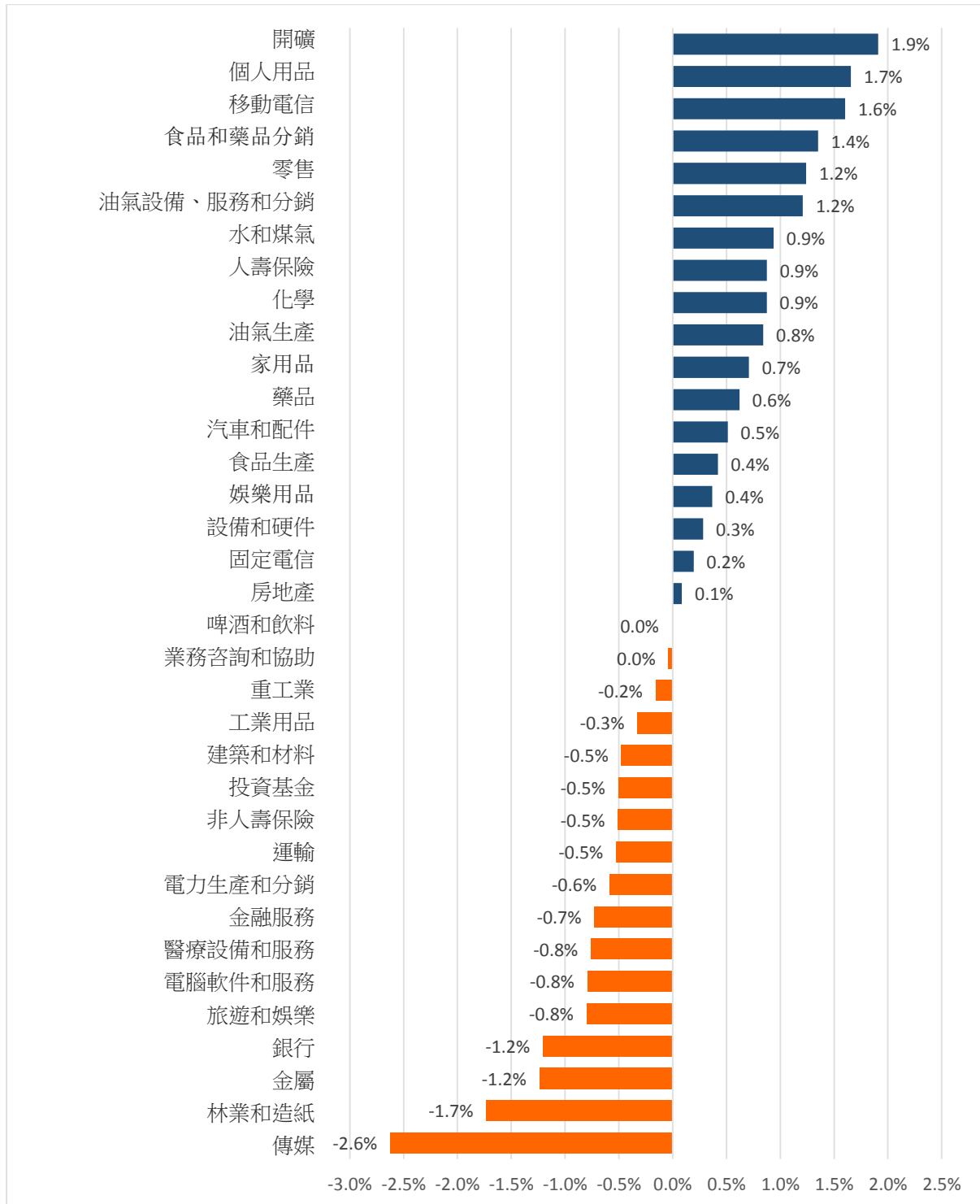
資料源: Bloomberg & Yuanta Research

資料源: Bloomberg & Yuanta Research

資料源: Bloomberg & Yuanta Research

We Create Fortune

## 各行業板塊的交易走勢



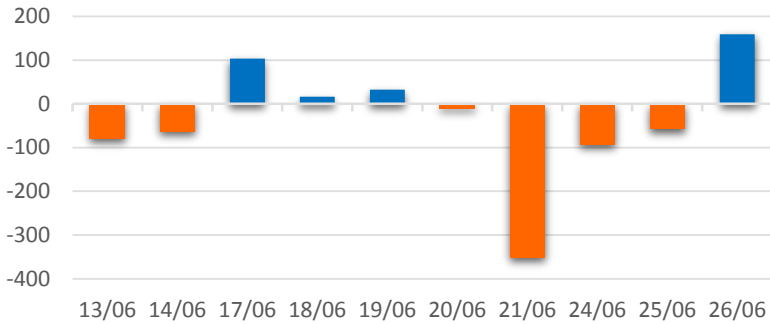
資料源: FiinPro – YSVN



We Create Fortune

## 外資買進賣統計

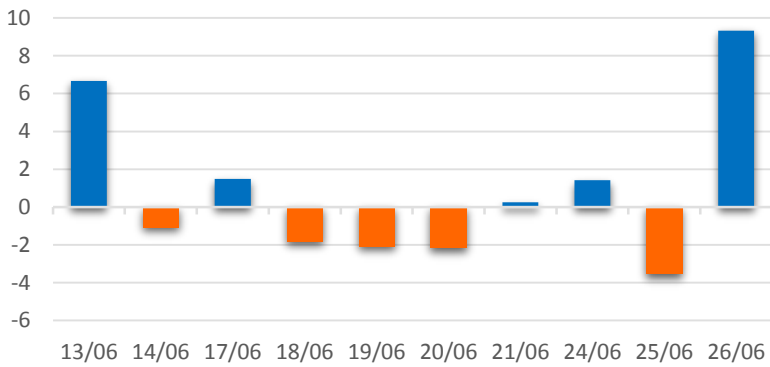
### HSX 外資每日買/賣超



證券代碼	買超金額 (百萬盾)	證券代碼	賣超金額 (百萬盾)
VIC	36,723	VNM	15,803
VHM	20,817	YEG	13,093
BID	20,251	VCB	8,637
BVH	18,818	HPG	8,599
MSN	16,197	DPM	5,378

HSX 外資買/賣超的前 5 名

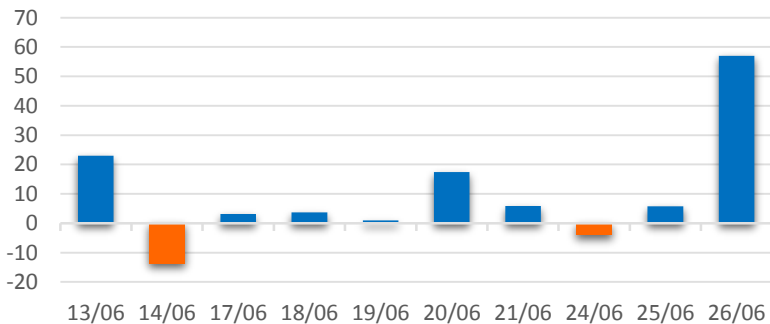
### HNX 外資每日買/賣超



證券代碼	買超金額 (百萬盾)	證券代碼	賣超金額 (百萬盾)
PVS	10,569	LHC	683
TNG	366	NDN	602
BII	245	VGS	281
NET	116	DHT	214
SHB	104	PTI	170

HNX 外資買/賣超的前 5 名

### UPCOM 外資每日買/賣超



證券代碼	買超金額 (百萬盾)	證券代碼	賣超金額 (百萬盾)
TBD	52,050	VEA	5,546
QNS	3,849	HND	1,593
VTP	3,630	VGG	326
ACV	1,517	VGI	258
GVR	1,017	MFS	34

UPCOM 外資買/賣超的前 5 名

源: FiinPro – YSVN



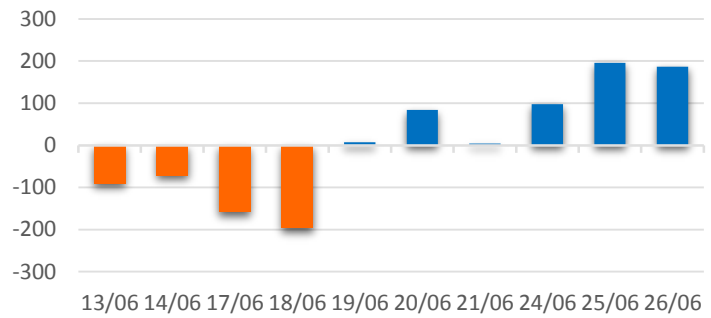
We Create **Fortune**

## 自營進出統計

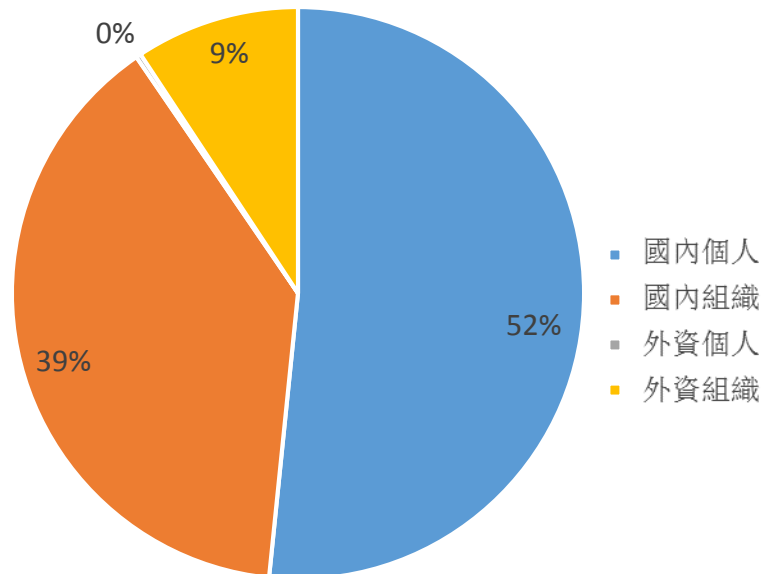
證券代碼	買超金額 (百萬盾)	證券代碼	賣超金額 (百萬盾)
VPB	63,091	FCN	16,550
VDS	25,002	NKG	13,816
BCG	24,570	VNM	11,546
SHP	15,504	E1VFN30	9,955
VIC	9,497	TCB	5,731

券商自營交易最大前名

## 券商自營交易每日買/賣超 (bil. VND)



## 越南證券市場投資人類別統計

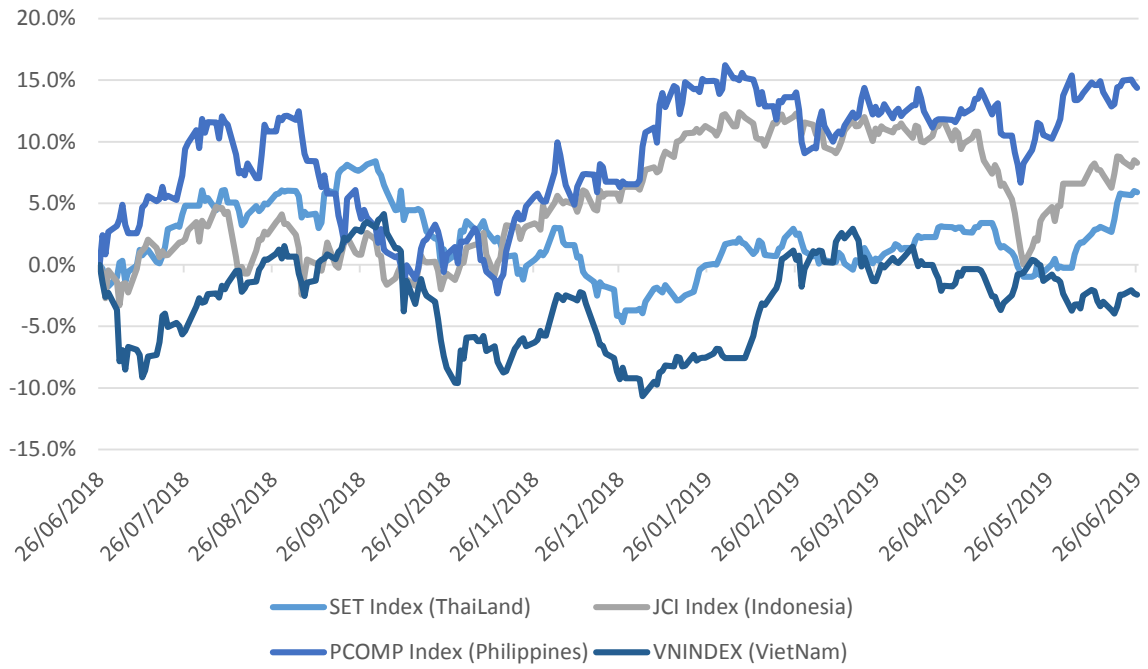


資料源: FimPro – YSVN



We Create Fortune

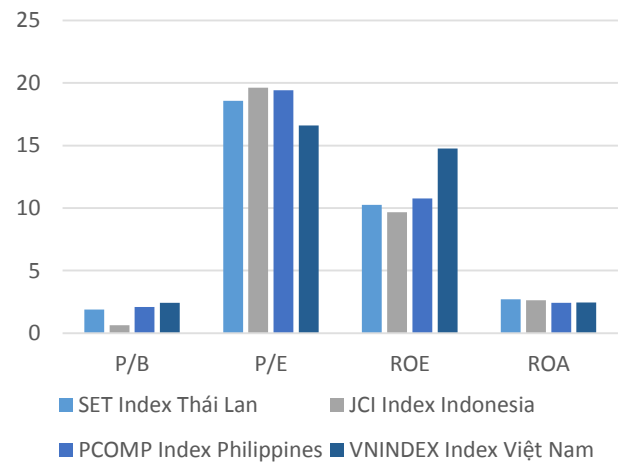
### 東南亞主要市場走勢比較



#### 東南亞主要市場數據

		Thailand	Indonesia	Philippines	Vietnam
P/B		1.9x	0.6x	2.1x	2.4x
P/E		18.6x	19.6x	19.4x	16.6x
ROE	%	10.25	9.68	10.78	14.76
ROA	%	2.72	2.64	2.43	2.45
Vốn hóa	Tỷ USD	572.98	509.50	196.16	138.65
GTGD	Triệu USD	1.74	0.45	0.08	0.11
LS cổ tức	%	3.00	2.41	1.63	1.93

BloomBerg & YSVN





We Create **Fortune**

## 元大證券（越南）公司

### 個人客戶分析部

**Nguyễn Thế Minh**

研究分析經理

+84 28 3622 6868 ext 3826  
minh.nguyen@yuanta.com.vn

**Quách Đức Khánh**

高級分析專員

+84 28 3622 6868 ext 3833  
khanh.quach@yuanta.com.vn

**Nguyễn Trịnh Ngọc Hồng**

分析專員

+84 28 3622 6868 ext 3832  
hong.nguyen@yuanta.com.vn

**Phạm Tân Phát**

高級分析專員

+84 28 3622 6868 ext 3830  
phat.pham@yuanta.com.vn

### 個人客戶業務部

**Nguyễn Thanh Tùng**

總公司業務經理

+84 28 3622 6868 ext 3609  
tung.nguyen@yuanta.com.vn

**Chung Kim Hoa**

華人客戶部經理

+84 28 3622 6868 ext 3828  
hoa.chung@yuanta.com.vn

**Phù Vĩnh Qué**

堤岸分行經理

+84 28 3622 6868  
que.phu@yuanta.com.vn

**Nguyễn Việt Quang**

河內分行經理

+84 28 3622 6868 ext 3404  
quang.nguyen@yuanta.com.vn

**Võ Thị Thu Thủy**

平陽分行經理

+84 28 3622 6868 ext 3505  
thuy.vo@yuanta.com.vn

**Bùi Quốc Phong**

同奈分行經理

+84 28 3622 6868  
phong.bui@yuanta.com.vn

**Nguyễn Đức Hoàn**

河內南部營業中心經理

+84 28 3622 6868 ext 3409  
hoan.nguyen@yuanta.com.vn



We Create **Fortune**

## Appendix A: Important Disclosures

### Analyst Certification

Each research analyst primarily responsible for the content of this research report, in whole or in part, certifies that with respect to each security or issuer that the analyst covered in this report: (1) all of the views expressed accurately reflect his or her personal views about those securities or issuers; and (2) no part of his or her compensation was, is, or will be, directly or indirectly, related to the specific recommendations or views expressed by that research analyst in the research report.

### Ratings Definitions

**BUY:** We have a positive outlook on the stock based on our expected absolute or relative return over the investment period. Our thesis is based on our analysis of the company's outlook, financial performance, catalysts, valuation and risk profile. We recommend investors add to their position.

**HOLD-Outperform:** In our view, the stock's fundamentals are relatively more attractive than peers at the current price. Our thesis is based on our analysis of the company's outlook, financial performance, catalysts, valuation and risk profile.

**HOLD-Underperform:** In our view, the stock's fundamentals are relatively less attractive than peers at the current price. Our thesis is based on our analysis of the company's outlook, financial performance, catalysts, valuation and risk profile.

**SELL:** We have a negative outlook on the stock based on our expected absolute or relative return over the investment period. Our thesis is based on our analysis of the company's outlook, financial performance, catalysts, valuation and risk profile. We recommend investors reduce their position.

**Under Review:** We actively follow the company, although our estimates, rating and target price are under review.

**Restricted:** The rating and target price have been suspended temporarily to comply with applicable regulations and/or Yuanta policies.

Note: Yuanta research coverage with a Target Price is based on an investment period of 12 months. Greater China Discovery Series coverage does not have a formal 12 month Target Price and the recommendation is based on an investment period specified by the analyst in the report.

### Global Disclaimer

© 2018 Yuanta. All rights reserved. The information in this report has been compiled from sources we believe to be reliable, but we do not hold ourselves responsible for its completeness or accuracy. It is not an offer to sell or solicitation of an offer to buy any securities. All opinions and estimates included in this report constitute our judgment as of this date and are subject to change without notice.

This report provides general information only. Neither the information nor any opinion expressed herein constitutes an offer or invitation to make an offer to buy or sell securities or other investments. This material is prepared for general circulation to clients and is not intended to provide tailored investment advice and does not take into account the individual financial situation and objectives of any specific person who may receive this report. Investors should seek financial advice regarding the appropriateness of investing in any securities, investments or investment strategies discussed or recommended in this report. The information contained in this report has been compiled from sources believed to be reliable but no representation or warranty, express or implied, is made as to its accuracy, completeness or correctness. This report is not (and should not be construed as) a solicitation to act as securities broker or dealer in any jurisdiction by any person or company that is not legally permitted to carry on such business in that jurisdiction.

Yuanta research is distributed in the United States only to Major U.S. Institutional Investors (as defined in Rule 15a-6 under the Securities Exchange Act of 1934, as amended and SEC staff interpretations thereof). All transactions by a US person in the securities mentioned in this report must be effected through a registered broker-dealer under Section 15 of the Securities Exchange Act of 1934, as amended. Yuanta research is distributed in Taiwan by Yuanta Securities Investment Consulting. Yuanta research is distributed in Hong Kong by Yuanta Securities (Hong Kong) Co. Limited, which is licensed in Hong Kong by the Securities and Futures Commission for regulated activities, including Type 4 regulated activity (advising on securities). In Hong Kong, this research report may not be redistributed, retransmitted or disclosed, in whole or in part or any form or manner, without the express written