

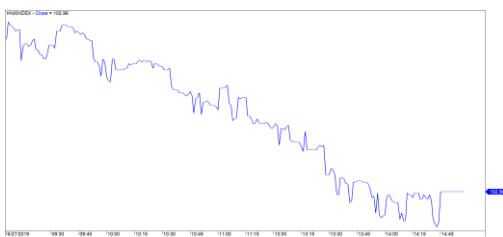
市場走勢 2019/06/27			
市場指數	VNI	HNI	UPCOM
收盤	943.11	102.96	55.11
%日	-1.67%	-0.96%	-0.50%
%週	0.99%	0.17%	0.97%
%月	-1.12%	-1.37%	0.22%
%年	-2.43%	-6.28%	6.21%
成交值(十億盾)			
當日	3,514	321	215
日均量/週	4,373	387	302
日均量/月	3,578	313	279
外資進出			
買進	468.23	5.51	36.56
賣出	451.61	3.52	21.62
買賣超	16.61	1.99	14.95
市場漲跌家數			
上漲	91	61	196
下跌	205	85	106
持平	90	225	580
市場指標			
P/E	16.59	9.33	17.77
總市值 (兆盾)	3,250	188	984
股息殖利率	4.86%	3.53%	6.88%

資料源: Bloomberg – YSVN

VNINDEX



HNIINDEX



市場走勢

美中在 G20 會談前反應地區股市反應積極，上證綜指、Kospi 上漲接近 1%，而恆生、日經 225 分別上漲 1.42% 和 1.19%。

與地區走勢相反，越南市場逆勢走跌。VN-Index 收跌 16 點相對於 1.67%，收於 943.11 點，HNX 指數下跌 0.96%，收於 102.96 點，而 Upcom 指數也跌失 0.5%，收於 55.11 點。撮合交易值維持平均水平，三大證成交總值僅達 3.1 兆越盾。

市場從一開盤走弱，且交易時段內一直下挫。ATC 盤，指數再次跌失接近 7 點，由於 MSN (-4.1%)，SAB (-3.5%)，VNM (-1.9%)，VHM (-1.9%)，尤其是 GAS 接近跌停板因隨需求力太弱。VN30-Index 共有 27 家下跌，3 家上漲（包括 VJC，EIB，DHG）。盤中亮點來自 TTF 漲停，流動性大幅增長。中型房地產股，如 KDH (2.9%)，LDG (2.6%)，PDR (0.8%)，或漁業股 IDI (2.5%)，HVG (4.4%)，ASM (1.3%)。

外資在三大證交買超接近 340 億越盾，主要購買 SCS, VJC, KBC, DXG, VHC。相反，SBT, HPG, VCB, VNM 遭大量拋售但不多。

短線市場觀點

我們預計 VN-Index 可能會小幅回升至 950 點。同時，市場仍處於累積階段，表明了今天的賣壓可能不會增加，並且未來數盤可能會出現分歧。短期風險是 VN-Index 跌破 950 點，若下跌勢頭持續，則出現不利情況是 VN-Index 可能會面向 920 點為下一個支撐位。此外，股票比重略有下降，表明投資者可重組其投資組合以降低風險。

我們的趨勢指標將 VN-Index 的短期趨勢從上漲轉為下跌，和維持 HNX 指數的短期趨勢下跌，阻力線位於 105.16 點。同時，VN30，VNMidcaps 和 VNSmallcaps 指數的短期趨勢仍維持上漲，表明市場仍存在分歧。因此，我們建議短線投資者可重組其投資組合，將股票比例調到建議的比例，為降低風險，但限制拋售，我們期待今天市場會很快平衡下了。

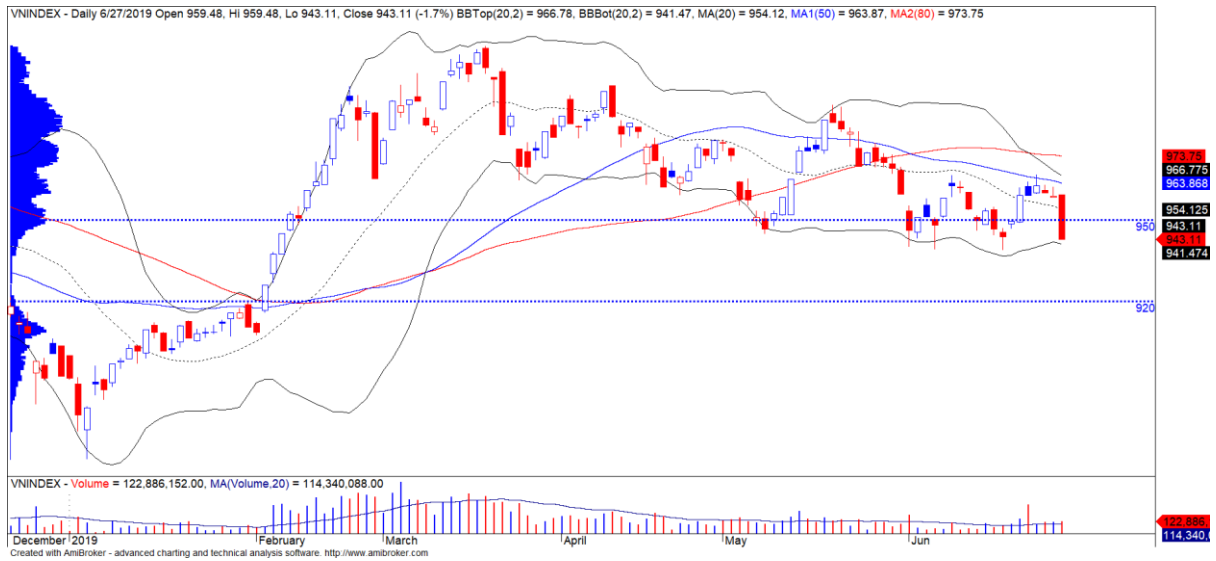
建議短線投資比重：42% 股票 / 58% 現金

(股票趨勢追蹤圖在下一頁內更新)

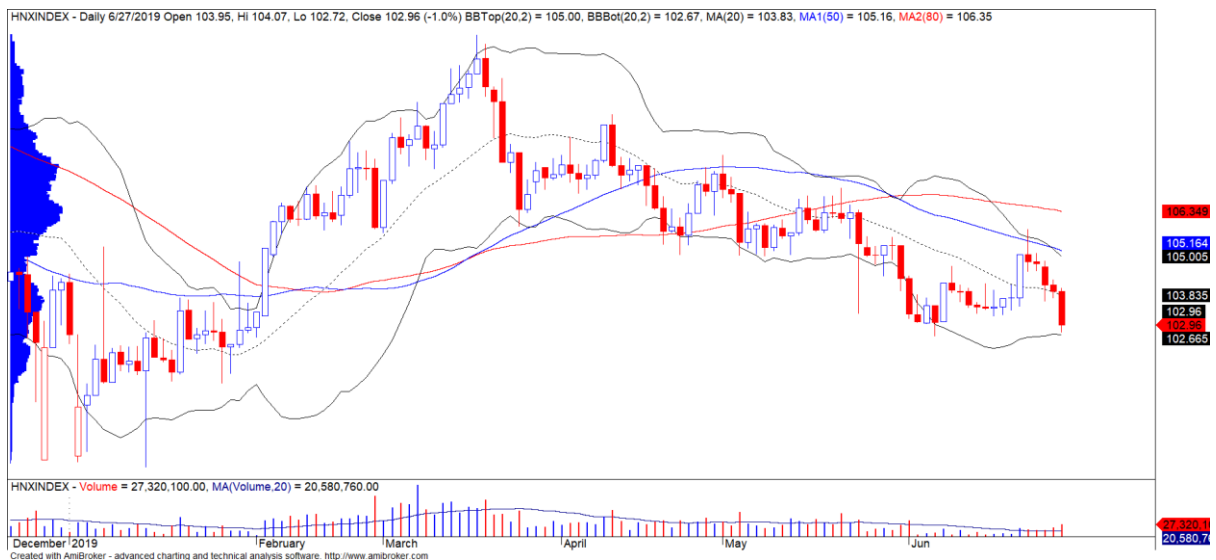


We Create Fortune

技術分析圖



指數技術分析圖 VN-Index



指數技術分析圖 HNX-Index

指數	短期趨勢	中期趨勢	阻力區 1	阻力區 2	支撐區 1	支撐區 2
VN-Index	下跌	上漲	1,000	1,025	965	953
HNX-Index	下跌	下跌	108	110	105	101
VN30	上漲	上漲	895	935	877	863
VNMidcaps	上漲	上漲	992	1,030	969	963
VNSmallcaps	上漲	上漲	835	845	822	804

We Create Fortune

股票趨勢追蹤表

股票	價格	短期趨勢	中期趨勢	短期買進價格	短期止損	暫計短期利潤%	短期訊號	中期買進價格	中期止損	暫計中期獲利%	中期訊號
AAA	18,000	上漲	上漲	18,600	17,677	-3.23%		16,850	16,230	6.82%	
ACB	28,600	下跌	下跌	29,600	28,859	-2.50%	賣出		31,452		
ACV	83,900	上漲	上漲	83,000	83,442	1.08%		90,000	79,578	-6.78%	
ANV	27,500	下跌	下跌		27,706				31,748		
ASM	7,090	下跌	下跌		7,200				7,980		
BFC	19,400	下跌	下跌		20,249				22,448		
BID	32,000	上漲	上漲	32,650	31,486	-1.99%		33,400	31,227	-4.19%	
BMP	43,000	上漲	下跌	44,500	42,236	-3.37%			48,377		
BSR	12,400	下跌	下跌		13,396				14,995		
BVH	80,900	上漲	下跌	79,000	77,587	2.41%			85,113		
BWE	26,200	上漲	上漲	25,850	25,683	1.35%		20,000	24,073	31.00%	
CEO	11,200	下跌	下跌		11,824				12,742		
CII	22,150	下跌	下跌		23,234				24,605		
CMG	38,200	上漲	上漲	37,800	36,306	1.06%		23,200	31,773	64.66%	
CMX	23,200	上漲	上漲	23,200	20,966	0.00%		5,910	21,617	292.55%	
CSM	14,300	下跌	上漲		15,263			14,390	14,225	-0.63%	
CTD	102,100	上漲	下跌	102,000	97,288	0.10%			117,340		
CTG	20,650	上漲	上漲	21,000	20,575	-1.67%		22,700	19,639	-9.03%	
CTI	23,400	上漲	下跌	23,800	22,663	-1.68%			25,172		
CTR	27,500	下跌	N/A		28,535				4,011		
CVT	18,650	下跌	下跌		18,809				20,873		
DCM	7,990	下跌	下跌		8,255				8,883		
DGC	28,200	下跌	下跌		28,471				32,940		
DGW	20,800	下跌	下跌		21,765				23,949		
DHA	35,900	上漲	上漲	32,250	34,281	11.32%		29,100	31,700	23.37%	
DHC	42,900	上漲	上漲	40,900	41,616	4.89%		35,200	37,491	21.88%	
DHG	108,000	上漲	下跌	108,000	107,732	0.00%	買進		121,458		
DIG	13,150	下跌	下跌		14,049				15,272		
DPG	37,200	下跌	上漲		38,053			40,018	34,775	-7.04%	
DPM	15,000	下跌	下跌		16,650				19,155		
DPR	43,700	上漲	上漲	43,400	43,523	0.69%		42,500	40,210	2.82%	
DQC	18,050	下跌	下跌		18,562				21,171		
DRC	18,300	下跌	下跌		19,191				22,073		

We Create Fortune

DXG	18,700	上漲	下跌	19,100	18,154	-2.09%		20,749			
EIB	18,700	上漲	上漲	17,800	17,610	5.06%		14,700	16,475	27.21%	
FCN	14,400	上漲	上漲	15,500	14,073	-7.10%		16,050	13,649	-10.28%	
FMC	29,200	上漲	下跌	28,950	28,583	0.86%			30,620		
FPT	45,400	上漲	上漲	45,200	44,885	0.44%		46,000	42,214	-1.30%	
GAS	98,000	下跌	下跌	105,500	101,375	-3.91%	賣出	101,000	101,898	0.89%	
GEX	21,500	下跌	下跌		22,590			24,700	21,615	-12.49%	賣出
GIL	26,400	上漲	下跌	27,300	25,941	-3.30%			29,666		
GMD	26,000	下跌	下跌		26,622				27,993		
GTN	17,800	下跌	上漲		19,845			15,000	16,369	18.67%	
GVR	12,700	上漲	下跌	13,500	12,576	-5.93%			N/A		
HAG	5,240	上漲	下跌	5,150	5,097	1.75%			5,623		
HAX	15,000	上漲	下跌	14,250	14,579	5.26%			15,345		
HBC	14,950	下跌	下跌		15,992				18,315		
HCM	23,100	上漲	下跌	24,000	22,863	-3.75%			26,600		
HDB	26,550	上漲	下跌	27,600	25,944	-3.80%			29,313		
HDC	14,950	上漲	上漲	15,250	14,535	-1.97%		15,250	13,124	-1.97%	
HDG	32,200	上漲	下跌	32,700	30,926	-1.53%			34,589		
HNG	16,300	上漲	下跌	15,750	15,866	3.49%			16,554		
HPG	22,550	下跌	下跌	23,850	22,763	-4.56%	賣出		25,712		
HSG	7,370	下跌	上漲		7,865			9,300	7,015	-20.75%	
HT1	16,300	下跌	上漲		16,686			14,800	15,465	10.14%	
HUT	2,400	下跌	下跌		2,797				3,532		
HVN	41,200	下跌	上漲	43,600	41,494	-4.83%	賣出	39,000	38,265	5.64%	
KBC	14,300	上漲	下跌	14,300	14,146	0.00%			15,013		
KDH	24,500	下跌	下跌		24,541				24,759		
KSB	23,000	上漲	下跌	22,700	21,632	1.32%			25,364		
LCG	9,900	下跌	下跌		10,292				11,439		
LDG	8,390	下跌	下跌		8,623				10,387		
LHG	18,350	下跌	上漲		19,500			19,300	17,020	-4.92%	
LPB	7,800	下跌	下跌		8,085				8,628		
LSS	5,390	下跌	下跌		5,629				5,906		
MBB	20,600	下跌	上漲	21,300	20,718	-2.73%	賣出	21,850	20,106	-5.72%	
MPC	33,300	下跌	下跌		35,563				42,444		
MSN	82,000	下跌	上漲		85,977			89,000	80,742	-7.87%	
MSR	18,400	下跌	下跌		19,649				20,715		

We Create Fortune

MWG	91,000	上漲	上漲	88,300	89,200	3.06%		88,700	83,045	2.59%	
NDN	16,500	上漲	上漲	14,100	15,742	17.02%		13,700	12,850	20.44%	
NKG	6,200	下跌	下跌	6,400	6,239	-2.51%	賣出		7,273		
NLG	28,800	下跌	上漲	29,700	28,897	-2.70%	賣出	28,700	27,833	0.35%	
NT2	26,750	下跌	下跌		27,696				29,219		
NTL	23,300	上漲	上漲	22,950	22,369	1.53%		10,450	21,175	122.97%	
NVL	59,500	上漲	下跌	59,900	56,422	-0.67%			62,332		
OIL	11,600	下跌	下跌		12,391				14,012		
PAC	35,800	下跌	下跌	38,000	36,200	-4.74%	賣出		38,859		
PC1	18,750	下跌	下跌		19,882				21,023		
PDR	25,750	上漲	上漲	24,100	24,905	6.85%		29,000	22,941	-11.21%	
PHR	57,600	下跌	上漲		59,085			24,000	50,969	140.00%	
PLX	61,900	上漲	上漲	63,500	60,916	-2.52%		62,400	58,426	-0.80%	
PNJ	72,000	下跌	下跌		75,397			104,000	72,834	-29.97%	
POW	14,450	下跌	上漲		15,593			15,700	13,915	-7.96%	
PVT	16,350	下跌	下跌		16,785				17,615		
PPC	28,550	上漲	上漲	28,750	28,103	-0.70%		19,700	24,232	44.92%	
PTB	67,600	上漲	上漲	66,600	65,889	1.50%		64,000	60,891	5.62%	
PVB	19,100	上漲	上漲	19,600	18,791	-2.55%		20,100	16,786	-4.98%	
PVD	18,600	上漲	上漲	19,200	18,079	-3.13%		18,500	17,783	0.54%	
PVI	36,700	下跌	下跌		37,238				39,699		
PVS	22,800	上漲	上漲	23,000	22,217	-0.87%		21,100	21,468	8.06%	
PXS	4,920	下跌	上漲		5,036			4,850	4,262	1.44%	
QNS	29,700	下跌	下跌		29,805				33,041		
REE	31,650	下跌	上漲		32,544			33,325	31,114	-5.03%	
SAB	272,000	上漲	上漲	253,000	266,812	7.51%		245,000	249,462	11.02%	
SAM	8,280	上漲	上漲	8,250	8,073	0.36%		7,400	7,424	11.89%	
SCR	7,180	下跌	下跌		7,440				7,611		
SHI	8,290	上漲	上漲	8,140	8,033	1.84%		6,990	7,300	18.60%	
SJS	20,000	上漲	上漲	18,300	18,990	9.29%			19,930		
SKG	14,700	上漲	下跌	13,950	14,336	5.38%			14,892		
SSI	24,600	下跌	下跌		25,255				27,071		
STB	11,300	下跌	下跌		11,707			13,000	11,486	-11.65%	賣出
TCB	20,200	下跌	下跌		21,319				N/A		
TCM	27,000	上漲	下跌	27,850	26,530	-3.05%			31,246		
TDH	9,970	下跌	下跌		10,431			11,650	11,194	-3.92%	

We Create Fortune

TLH	4,980	下跌	上漲		5,106			5,390	4,797	-7.61%	
TNG	20,100	上漲	上漲	19,700	19,209	2.03%		12,000	16,367	67.50%	
VCB	69,500	上漲	上漲	69,200	69,366	0.43%		62,000	62,992	12.10%	
VCG	26,400	下跌	上漲		28,167			19,200	23,906	37.50%	
VCS	60,700	上漲	下跌	63,100	60,416	-3.80%			69,165		
VGC	20,000	下跌	下跌	20,900	20,152	-3.58%	賣出		21,647		
VGT	11,000	上漲	下跌	11,379	10,694	-3.33%			13,091		
VHC	88,000	下跌	下跌		89,033				98,088		
VHM	77,500	下跌	下跌		80,834				89,697		
VIB	16,300	下跌	下跌		16,629				18,185		
VIC	114,900	下跌	上漲		117,683			112,000	108,251	2.59%	
VIP	5,690	下跌	下跌		5,804				6,129		
VJC	124,500	上漲	上漲	123,300	120,621	0.97%		124,500	113,667	0.00%	
VND	15,350	下跌	下跌		15,861				17,129		
VNG	21,500	上漲	上漲	20,600	21,001	4.37%		21,500	21,275	0.00%	買進
VNM	123,100	下跌	下跌		126,360				135,683		
VPB	18,850	上漲	下跌	18,600	18,590	1.34%			19,817		
VPI	41,750	上漲	下跌	41,750	40,928	0.00%			43,124		
VRC	16,100	下跌	下跌		16,607				18,053		
VRE	33,750	下跌	上漲		34,992			35,000	31,179	-3.57%	
VSC	31,150	下跌	下跌		32,609				35,256		

LARGECAPS 大型股票趨勢追蹤表

股票	價格	短期趨勢	中期趨勢	短期買進價格	短期止損	暫計短期利潤%	短期訊號	中期買進價格	中期止損	暫計中期獲利%	中期訊號
ACB	28,600	下跌	下跌	29,600	28,859	-2.50%	賣出		31,452		
BID	32,000	上漲	上漲	32,650	31,486	-1.99%		33,400	31,227	-4.19%	
BSR	12,400	下跌	下跌		13,396				14,995		
BVH	80,900	上漲	下跌	79,000	77,587	2.41%			85,113		
CTG	20,650	上漲	上漲	21,000	20,575	-1.67%		22,700	19,639	-9.03%	
EIB	18,700	上漲	上漲	17,800	17,610	5.06%		14,700	16,475	27.21%	
FPT	45,400	上漲	上漲	45,200	44,885	0.44%		40,997	42,214	10.74%	
GAS	98,000	下跌	下跌	105,500	101,375	-3.91%	賣出	99,026	101,898	2.90%	
HDB	26,550	上漲	下跌	27,600	25,944	-3.80%			29,313		
HNG	16,300	上漲	下跌	15,750	15,866	3.49%			16,554		
HPG	22,550	下跌	下跌	23,850	22,763	-4.56%	賣出		25,712		

We Create Fortune

HVN	41,200	下跌	上漲	43,600	41,494	-4.83%	賣出	39,000	38,265	5.64%	
KDH	24,500	下跌	下跌		24,541				24,759		
MBB	20,600	下跌	上漲	21,300	20,718	-2.73%	賣出	21,271	20,106	-3.16%	
MSN	82,000	下跌	上漲		85,977			89,000	80,742	-7.87%	
MWG	91,000	上漲	上漲	88,300	89,200	3.06%		88,700	83,045	2.59%	
NVL	59,500	上漲	下跌	59,900	56,422	-0.67%			62,332		
OIL	11,600	下跌	下跌		12,391				14,012		
PLX	61,900	上漲	N/A	63,500	60,916	-2.52%		62,400	58,426	-0.80%	
PNJ	72,000	下跌	下跌		75,397			77,881	72,834	-6.48%	
POW	14,450	下跌	上漲		15,593			15,700	13,915	-7.96%	
PVS	22,800	上漲	上漲	23,000	22,217	-0.87%		21,100	21,468	8.06%	
QNS	29,700	下跌	下跌		29,805				33,041		
REE	31,650	下跌	上漲		32,544			33,325	31,114	-5.03%	
ROS	29,900	下跌	上漲		31,347			34,800	27,327	-14.08%	
SSI	24,600	下跌	下跌		25,255				27,071		
STB	11,300	下跌	下跌		11,707			13,000	11,486	-11.65%	賣出
TCB	20,200	下跌	下跌		21,319				23,863		
TPB	22,700	下跌	下跌		23,965				N/A		
VCB	69,500	上漲	上漲	69,200	69,366	0.43%		62,000	62,992	12.10%	
VCG	26,400	下跌	上漲		28,167			18,441	23,906	43.16%	
VEA	58,000	上漲	下跌	50,000	57,572	16.00%			N/A		
VGI	27,900	下跌	下跌		29,042				N/A		
VHM	77,500	下跌	下跌		80,834				89,697		
VIB	16,300	下跌	下跌		16,629				18,185		
VIC	114,900	下跌	上漲		117,683			112,000	108,251	2.59%	
VJC	124,500	上漲	上漲	123,300	120,621	0.97%		124,500	113,667	0.00%	
VNM	123,100	下跌	下跌		126,360				135,683		
VPB	18,850	上漲	下跌	18,600	18,590	1.34%			19,817		
VRE	33,750	下跌	上漲		34,992			33,996	31,179	-0.72%	

MIDCAPS 中型股票趨勢追蹤表

股票	價格	短期趨勢	中期趨勢	短期買進價格	短期止損	暫計短期利潤%	短期訊號	中期買進價格	中期止損	暫計中期獲利%	中期訊號
AAA	18,000	上漲	上漲	18,600	17,677	-3.23%		16,850	16,230	6.82%	
ANV	27,500	下跌	下跌		27,706				31,748		
ASM	7,090	下跌	下跌		7,200				7,980		
BMP	43,000	上漲	下跌	44,500	42,236	-3.37%			48,377		
BWE	26,200	上漲	上漲	25,850	25,683	1.35%		19,440	24,073	34.77%	

We Create Fortune

C4G	8,700	下跌	#N/A		9,317			#N/A			
CEO	11,200	下跌	下跌		11,824			12,742			
CII	22,150	下跌	下跌		23,234			24,605			
CRE	24,700	下跌	#N/A		24,886			#N/A			
CTI	23,400	上漲	下跌	23,800	22,663	-1.68%		25,172			
CTR	27,500	下跌	#N/A		28,535			#N/A			
DCM	7,990	下跌	下跌		8,255			8,883			
DHC	42,900	上漲	上漲	40,900	41,616	4.89%	35,200	37,491	21.88%		
DIG	13,150	下跌	下跌		14,049			15,272			
DPM	15,000	下跌	下跌		16,650			19,155			
DRC	18,300	下跌	下跌		19,191			22,073			
DXG	18,700	上漲	下跌	19,100	18,154	-2.09%		20,749			
E1VFN30	14,220	下跌	下跌		14,662			15,358			
FCN	14,400	上漲	上漲	15,500	14,073	-7.10%	16,050	13,649	-10.28%		
FLC	4,210	下跌	下跌		4,441			4,824			
FTM	23,800	下跌	上漲		24,568		16,250	21,483	46.46%		
GEG	22,700	上漲	上漲	22,800	21,303	-0.44%	12,900	20,497	75.97%		
GEX	21,500	下跌	下跌		22,590		24,700	21,615	-12.49%	賣出	
GMD	26,000	下跌	下跌		26,622			27,993			
GTN	17,800	下跌	上漲		19,845		15,000	16,369	18.67%		
GVR	12,700	上漲	#N/A	13,500	12,576	-5.93%		#N/A			
HAG	5,240	上漲	下跌	5,150	5,097	1.75%		5,623			
HBC	14,950	下跌	下跌		15,992			18,315			
HCM	23,100	上漲	下跌	24,000	22,863	-3.75%		26,600			
HDG	32,200	上漲	下跌	32,700	30,926	-1.53%		34,589			
HPX	26,600	上漲	#N/A	26,800	26,092	-0.75%		#N/A			
HSG	7,370	下跌	上漲		7,865		8,452	7,015	-12.81%		
HT1	16,300	下跌	上漲		16,686		14,800	15,465	10.14%		
IBC	21,800	上漲	上漲	20,900	20,940	4.31%	24,900	19,767	-12.45%		
IDI	7,480	上漲	上漲	7,480	7,430	0.00%	買進	9,150	7,253	-18.25%	賣出
IJC	10,500	上漲	下跌	10,800	10,444	-2.78%		11,501			
ITA	3,040	下跌	上漲		3,194		3,200	2,749	-5.00%		
KBC	14,300	上漲	下跌	14,300	14,146	0.00%		15,013			
KSB	23,000	上漲	下跌	22,700	21,632	1.32%		25,364			
LDG	8,390	下跌	下跌		8,623			10,387			
LPB	7,800	下跌	下跌		8,085			8,628			
MBS	14,300	下跌	#N/A		15,741		16,000	#N/A	#N/A		
MPC	33,300	下跌	下跌		35,563			42,444			

We Create Fortune

NBB	21,300	上漲	上漲	22,000	19,676	-3.18%		21,500	18,830	-0.93%	
NKG	6,200	下跌	下跌	6,400	6,239	-2.51%	賣出		7,273		
NLG	28,800	下跌	上漲	29,700	28,897	-2.70%	賣出	28,700	27,833	0.35%	
NT2	26,750	下跌	下跌		27,696				29,219		
NTC	#####	上漲	#N/A	144,000	143,429	0.00%	買進	120,000	#N/A	#N/A	
NTL	23,300	上漲	上漲	22,950	22,369	1.53%		9,331	21,175	149.70%	
NVB	8,200	下跌	下跌		8,436				9,224		
OGC	3,880	下跌	下跌		4,251				4,794		
PC1	18,750	下跌	下跌		19,882				21,023		
PDR	25,750	上漲	上漲	24,100	24,905	6.85%		23,595	22,941	9.13%	
PHR	57,600	下跌	上漲		59,085			22,864	50,969	151.92%	
PPC	28,550	上漲	上漲	28,750	28,103	-0.70%		17,422	24,232	63.87%	
PTB	67,600	上漲	上漲	66,600	65,889	1.50%		60,780	60,891	11.22%	
PVD	18,600	上漲	上漲	19,200	18,079	-3.13%		18,500	17,783	0.54%	
PVI	36,700	下跌	下跌		37,238				39,699		
PVT	16,350	下跌	下跌		16,785				17,615		
QCG	4,600	下跌	下跌		5,056			5,910	4,638	-21.52%	
SAM	8,280	上漲	上漲	8,250	8,073	0.36%		7,400	7,424	11.89%	
SBT	17,100	下跌	下跌		17,652				18,829		
SCR	7,180	下跌	下跌		7,440				7,611		
SHB	6,800	下跌	下跌		7,271				7,714		
SHS	9,700	下跌	上漲	10,374	9,853	-5.02%	賣出	12,100	9,216	-19.83%	
SJS	20,000	上漲	上漲	18,300	18,990	9.29%			19,930		
STK	23,400	上漲	上漲	24,200	22,480	-3.31%		17,000	19,981	37.65%	
SZC	18,600	下跌	#N/A		20,169				#N/A		
TCH	21,000	上漲	上漲	21,150	20,025	-0.71%		21,000	20,591	0.00%	賣出
TCM	27,000	上漲	下跌	27,850	26,530	-3.05%			31,246		
TNG	20,100	上漲	上漲	19,700	19,209	2.03%		12,000	16,367	67.50%	
TTB	22,200	下跌	下跌		23,049				25,264		
VCI	30,800	下跌	下跌		33,142				35,715		
VGT	11,000	上漲	#N/A	12,000	10,694	-8.33%			#N/A		
VHC	88,000	下跌	下跌		89,033				98,088		
VND	15,350	下跌	下跌		15,861				17,129		
VNG	21,500	上漲	上漲	20,600	21,001	4.37%		21,500	21,275	0.00%	買進
VPI	41,750	上漲	下跌	41,750	40,928	0.00%			42,859		

We Create Fortune

MALLCAPS 小型股票趨勢追蹤表

股票	價格	短期趨勢	中期趨勢	短期買進價格	短期止損	暫計短期利潤%	短期訊號	中期買進價格	中期止損	暫計中期獲利%	中期訊號
AAV	10,000	下跌	#N/A		10,427			16,850	#N/A	#N/A	
AGR	3,880	上漲	上漲	3,890	3,719	-0.26%		3,990	3,542	-2.76%	
AMD	1,760	下跌	下跌		1,883				2,074		
APG	9,800	上漲	上漲	8,500	8,966	15.29%			9,066		
ART	2,500	下跌	下跌		2,795				3,335		
BCC	8,300	下跌	上漲		8,435			7,700	7,657	7.79%	
BCG	5,650	上漲	上漲	5,900	5,613	-4.24%		6,390	5,406	-11.58%	
C69	16,300	上漲	上漲	8,800	15,689	85.23%		5,300	8,706	207.55%	
CCL	6,150	上漲	上漲	3,550	5,095	73.24%		3,460	3,933	77.75%	
CRC	14,600	下跌	下跌		15,411				18,123		
CVT	18,650	下跌	下跌		18,809				20,873		
DAG	6,700	上漲	下跌	6,550	6,267	2.29%			7,234		
DAH	8,400	下跌	上漲		8,609			4,664	7,539	80.10%	
DGW	20,800	下跌	下跌		21,765				23,949		
DLG	1,540	上漲	下跌	1,560	1,464	-1.28%			1,645		
DRH	7,400	上漲	下跌	7,590	6,908	-2.50%			7,759		
DTD	12,300	上漲	上漲	15,000	12,116	-18.00%		12,900	11,410	-4.65%	
EVG	2,750	下跌	下跌		2,876				3,023		
FIT	3,290	上漲	上漲	3,280	3,187	0.30%		3,640	2,853	-9.62%	
GKM	15,100	下跌	上漲		15,532			11,425	14,952	32.17%	
HAH	11,850	下跌	下跌		12,328				12,668		
HAI	1,740	下跌	下跌		1,887				1,935		
HAP	3,460	下跌	上漲		3,730			3,670	3,246	-5.72%	
HAR	3,980	下跌	上漲		4,429			3,710	3,500	7.28%	
HCD	3,600	下跌	下跌		3,849				4,568		
HDA	10,500	上漲	下跌	10,500	10,448	0.00%	買進		11,187		
HDC	14,950	上漲	上漲	15,250	14,535	-1.97%		15,250	13,124	-1.97%	
HHP	17,200	下跌	#N/A		17,657				#N/A		
HHS	3,270	下跌	下跌		3,524				3,912		
HII	12,300	下跌	下跌		12,989				14,296		
HQC	1,390	上漲	下跌	1,430	1,365	-2.80%			1,505		
HSL	8,000	下跌	下跌		8,826				11,235		
HUT	2,400	下跌	下跌		2,797				3,532		
HVG	3,330	上漲	下跌	3,330	3,253	0.00%	買進		4,892		
HVH	26,250	上漲	#N/A	26,150	25,664	0.38%			#N/A		

We Create Fortune

JVC	2,870	下跌	下跌		3,024			3,280	2,981	-9.11%	
KLF	1,400	下跌	下跌		1,654				1,888		
KMR	2,890	下跌	上漲		3,130			3,680	2,649	-21.47%	
LCG	9,900	下跌	下跌		10,292				11,439		
LGL	9,770	下跌	上漲	10,400	10,002	-3.83%	賣出	7,113	8,588	37.35%	
LHG	18,350	下跌	上漲		19,500			19,300	17,020	-4.92%	
LMH	15,850	下跌	#N/A		16,628				#N/A		
MST	2,800	下跌	下跌		3,194				4,156		
NDN	16,500	上漲	上漲	14,100	15,742	17.02%		13,104	12,850	25.91%	
PHC	13,250	上漲	上漲	13,400	12,978	-1.12%		14,450	12,650	-8.30%	
PVB	19,100	上漲	上漲	19,600	18,791	-2.55%		20,100	16,786	-4.98%	
PVC	7,000	下跌	上漲		7,304			7,100	6,199	-1.41%	
PXL	6,100	上漲	下跌	6,600	5,745	-7.58%			7,604		
PXS	4,920	下跌	上漲		5,036			4,850	4,262	1.44%	
QBS	2,800	下跌	下跌		3,040				3,619		
SFG	13,350	下跌	下跌		15,326			11,494	14,977	30.30%	
SHI	8,290	上漲	上漲	8,800	8,033	-5.80%		6,233	7,300	33.01%	
SJF	2,810	下跌	下跌		3,129				4,189		
SKG	14,700	上漲	下跌	13,950	14,336	5.38%			14,892		
TDH	9,970	下跌	下跌		10,431			11,650	11,194	-3.92%	
TIG	3,500	下跌	上漲		3,777			3,200	3,029	9.38%	
TLD	5,380	下跌	下跌		5,688				6,594		
TLH	4,980	下跌	上漲		5,106			5,850	4,797	-14.87%	
TNI	10,300	下跌	上漲		11,154			12,150	10,209	-15.23%	
TTF	3,380	下跌	上漲		3,397			3,990	3,028	-15.29%	
TTH	4,200	下跌	下跌		4,336			5,273	4,217	-20.02%	
TVB	17,000	下跌	下跌		17,914				19,936		
TVC	12,700	上漲	下跌	12,800	11,969	-0.78%			13,870		
VC3	23,300	上漲	上漲	23,100	22,858	0.87%		22,000	21,070	5.91%	
VCR	27,600	下跌	上漲	13,300	27,918	109.91%	賣出	3,900	18,360	607.69%	
VNE	4,280	上漲	上漲	4,350	4,135	-1.61%		4,650	3,958	-7.96%	
VPG	23,000	上漲	上漲	20,400	21,224	12.75%		20,456	18,842	12.44%	
VRC	16,100	下跌	下跌		16,607				18,053		
YBM	10,300	下跌	下跌		10,868				12,699		



We Create Fortune

胡志明市交易所 (HSX)

	收盤	漲跌%
VNI	943.11	-1.67%
VN30	854.41	-1.43%
VN Mid	956.6	-0.67%
VN Small	809.47	-0.55%

河內交易所 (HSX)

	收盤	漲跌%
HNI	102.96	-0.96%
HN30	188.57	-0.08%
VNX AllSh	832.86	-1.28%

UPCOM 市場 (UPCoM)

	收盤	漲跌%
UPCoM	55.11	-0.50%

外資交易	成交值(十億盾)	
買進	468.23	
賣出	451.61	
買超/賣超	16.61	

外資交易	成交值(十億盾)	
買進	5.51	
賣出	3.52	
買超/賣超	1.99	

外資交易	成交值(十億盾)	
買進	36.56	
賣出	21.62	
買超/賣超	14.95	

上漲排名/股碼	漲跌(VND)	漲跌%
TTF	220	6.96%
HVG	140	4.39%
SCS	5000	3.23%
KDH	700	2.94%
LDG	210	2.57%

上漲排名/股碼	漲跌(VND)	漲跌%
DBC	1500	6.82%
DGC	200	0.71%
L14	300	0.63%
CEO	0	0.00%
HUT	0	0.00%

上漲排名/股碼	漲跌(VND)	漲跌%
NTC	11400	8.60%
DVN	700	4.90%
BOT	1800	3.41%
VTP	2500	1.79%
QNS	500	1.71%

下跌排名/股碼	漲跌(VND)	漲跌%
GAS	-6700	-6.40%
DPM	-650	-4.15%
MSN	-3500	-4.09%
PPC	-1050	-3.55%
SAB	-10000	-3.55%

下跌排名/股碼	漲跌(VND)	漲跌%
VCR	-1300	-4.50%
SHS	-300	-3.00%
TNG	-600	-2.90%
PVS	-600	-2.56%
SHB	-100	-1.45%

下跌排名/股碼	漲跌(VND)	漲跌%
SKV	-3100	-12.35%
PXL	-300	-4.69%
VEA	-2000	-3.33%
BSR	-400	-3.13%
VIB	-300	-1.81%

*備註：市值>5,000 億盾；成交值>15 億盾

市值排名/股碼	十億盾	
VIC	394,100	
VHM	259,587	
VCB	257,767	
VNM	214,365	
GAS	187,567	

市值排名/股碼	十億盾	
ACB	35,669	
VCG	11,661	
PVS	10,898	
VCS	9,518	
PVI	8,482	

市值排名/股碼	十億盾	
ACV	184,532	
VGI	84,980	
VEA	78,220	
MCH	58,007	
GVR	50,660	

交易量排名/股碼	成交值	30 日均
ROS	10,637,670	10,636,835
OGC	9,202,240	750,314
FLC	6,225,500	3,278,136
ITA	5,033,280	4,379,064
HPG	5,001,799	5,075,834

交易量排名/股碼	成交值	30 日均
SHB	9,724,771	4,256,900
PVS	3,421,229	2,771,866
TNG	1,455,646	1,029,845
NDN	1,358,545	862,723
HUT	1,209,161	1,164,437

交易量排名/股碼	成交值	30 日均
BSR	2,894,410	1,115,555
VNP	812,900	38,578
KTL	747,300	922
PVV	595,300	167,862
GVR	564,900	979,118

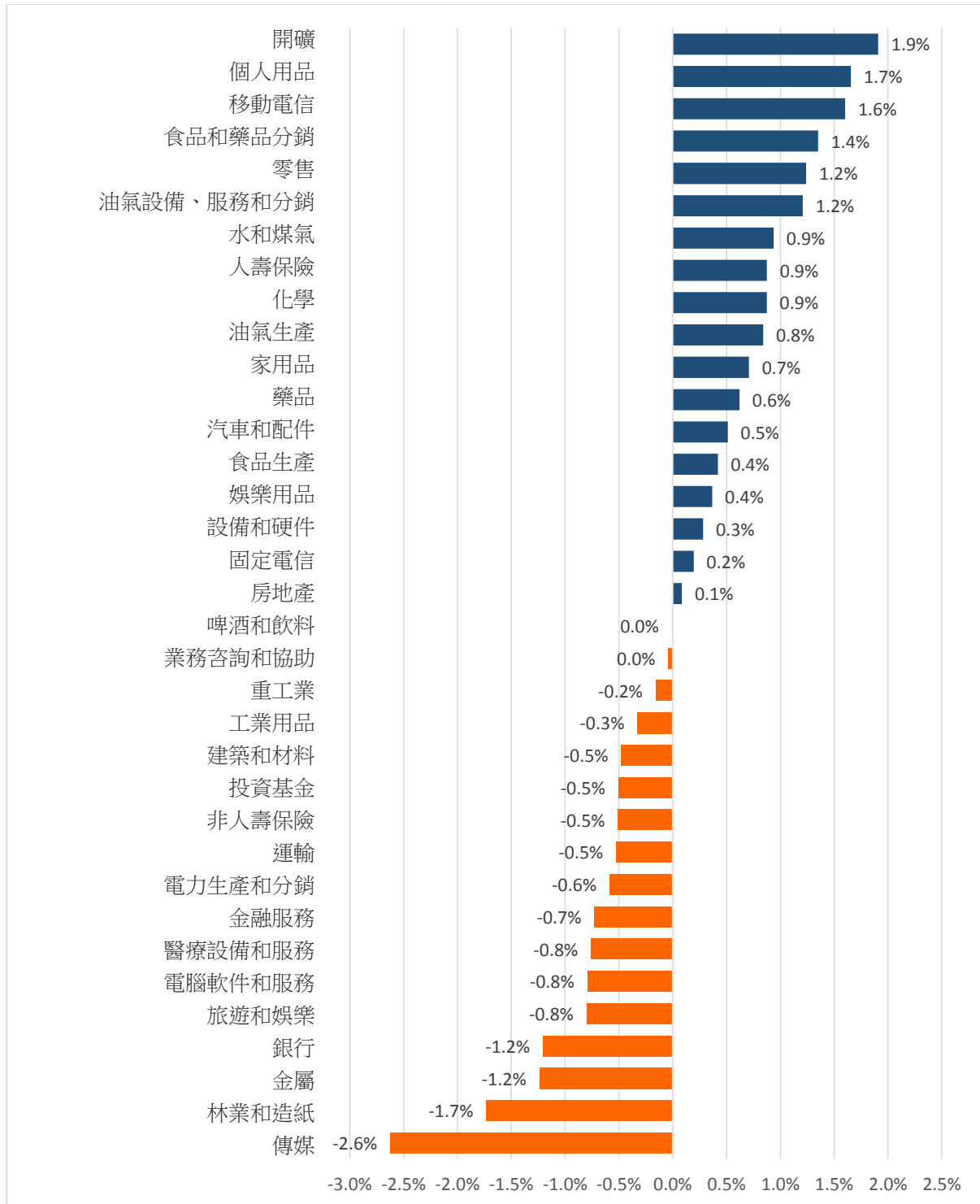
資料源: Bloomberg & Yuanta Research

資料源: Bloomberg & Yuanta Research

資料源: Bloomberg & Yuanta Research

We Create Fortune

各行業板塊的交易走勢



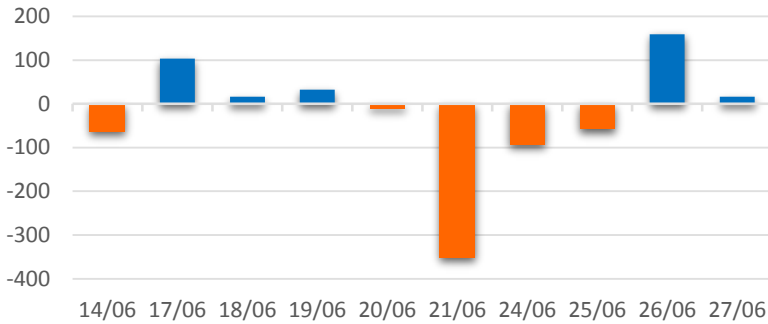
資料源: FiinPro – YSVN



We Create Fortune

外資買進賣統計

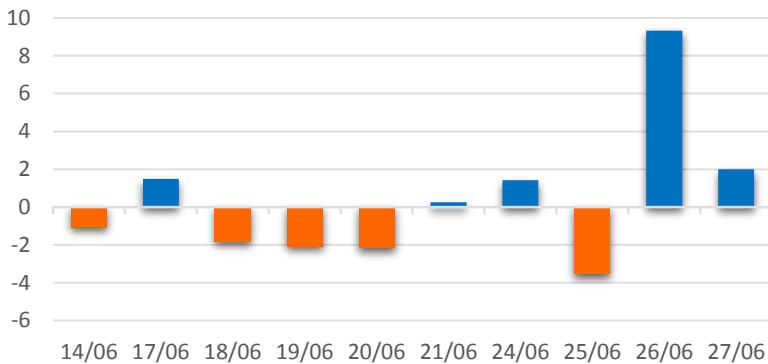
HSX 外資每日買/賣超



證券代碼	買超金額 (百萬盾)	證券代碼	賣超金額 (百萬盾)
SCS	25,022	SBT	50,750
VJC	23,808	HPG	14,290
KBC	15,628	VCB	12,158
DXG	9,945	VNM	11,539
VHC	9,097	YEG	10,301

HSX 外資買/賣超的前 5 名

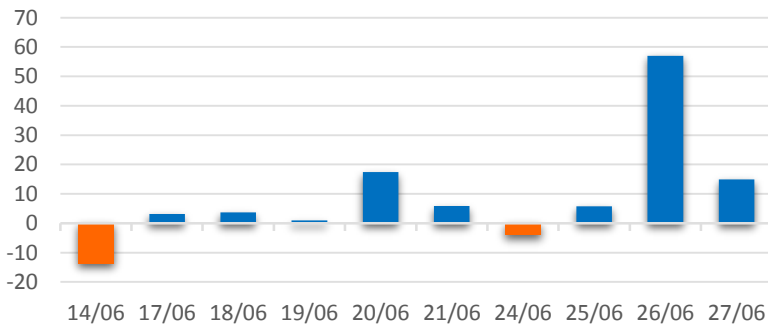
HNX 外資每日買/賣超



證券代碼	買超金額 (百萬盾)	證券代碼	賣超金額 (百萬盾)
TNG	1,693	NTP	849
TIG	579	SHS	306
DBC	485	PTI	230
PVI	480	CEO	222
PPS	127	BVS	172

HNX 外資買/賣超的前 5 名

UPCOM 外資每日買/賣超



證券代碼	買超金額 (百萬盾)	證券代碼	賣超金額 (百萬盾)
QNS	8,418	VTP	2,346
VEA	8,147	BSR	1,029
MFS	1,456	HND	632
NTC	602	ACV	459
IFS	199	MCH	219

UPCOM 外資買/賣超的前 5 名

源: FiinPro – YSVN



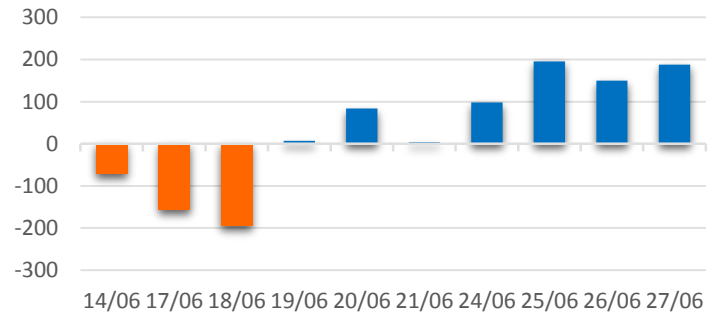
We Create **Fortune**

自營進出統計

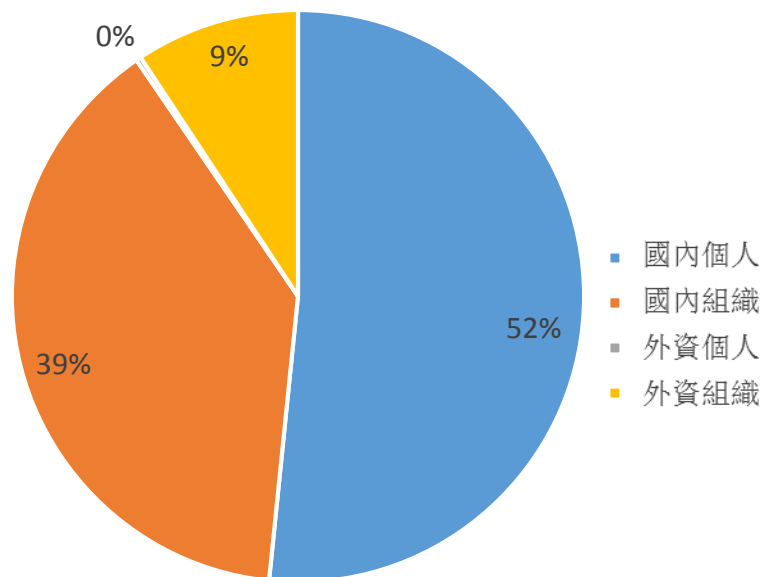
證券代碼	買超金額 (百萬盾)	證券代碼	賣超金額 (百萬盾)
VIC	14,153	E1VFN30	14,913
VNM	12,955	VHM	6,931
TCB	10,193	MSN	6,128
VHM	9,127	CTD	4,348
MSN	9,038	VIC	3,477

券商自營交易最大前名

券商自營交易每日買/賣超 (bil. VND)



越南證券市場投資人類別統計

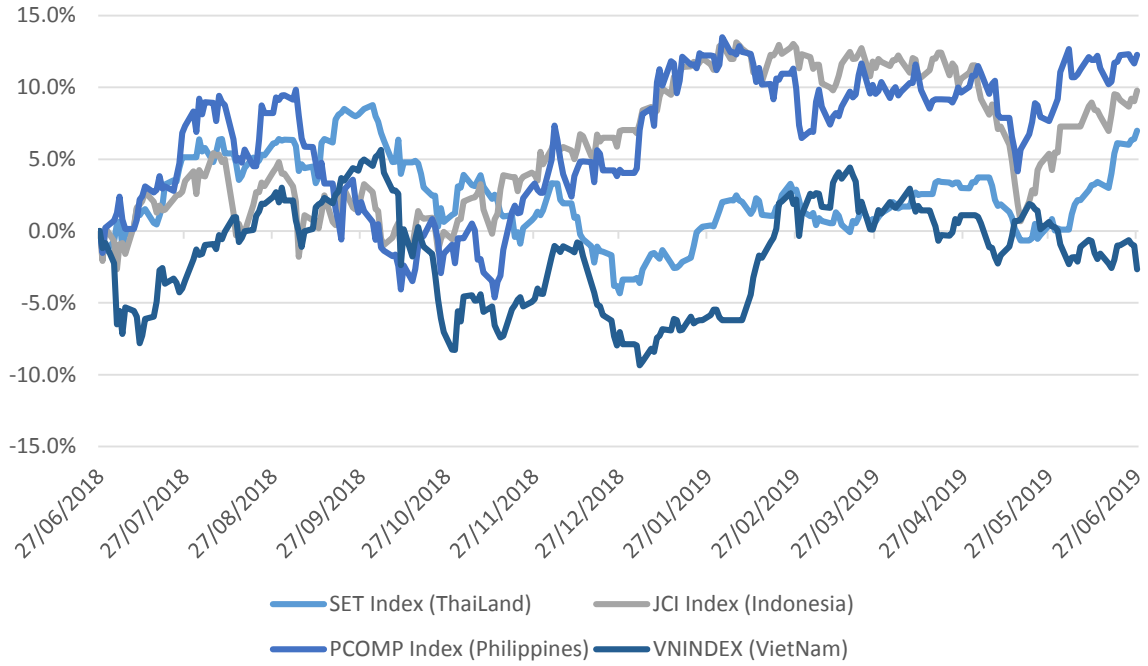


資料源: FimPro – YSVN



We Create Fortune

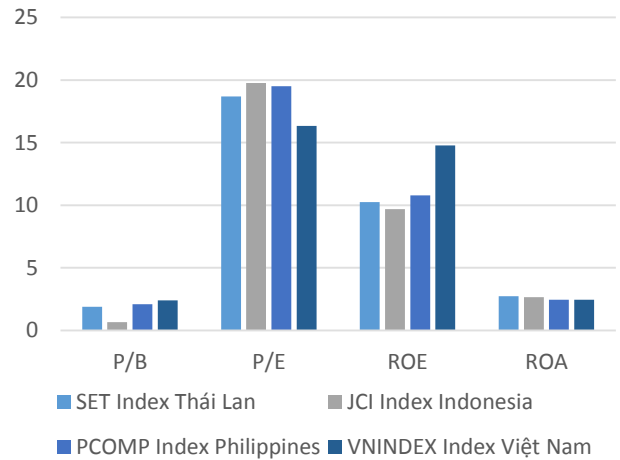
東南亞主要市場走勢比較



東南亞主要市場數據

		Thailand	Indonesia	Philippines	Vietnam
P/B		1.9x	0.7x	2.1x	2.4x
P/E		18.7x	19.8x	19.5x	16.3x
ROE	%	10.25	9.68	10.78	14.77
ROA	%	2.72	2.64	2.43	2.45
Vốn hóa	Tỷ USD	572.43	509.87	196.70	138.49
GTGD	Triệu USD	1.76	0.51	0.08	0.11
LS cổ tức	%	2.98	2.39	1.63	1.97

BloomBerg & YSVN





We Create **Fortune**

元大證券（越南）公司

個人客戶分析部

Nguyễn Thế Minh

研究分析經理

+84 28 3622 6868 ext 3826
minh.nguyen@yuantan.com.vn

Quách Đức Khánh

高級分析專員

+84 28 3622 6868 ext 3833
khanh.quach@yuantan.com.vn

Nguyễn Trịnh Ngọc Hồng

分析專員

+84 28 3622 6868 ext 3832
hong.nguyen@yuantan.com.vn

Phạm Tân Phát

高級分析專員

+84 28 3622 6868 ext 3830
phat.pham@yuantan.com.vn

個人客戶業務部

Nguyễn Thanh Tùng

總公司業務經理

+84 28 3622 6868 ext 3609
tung.nguyen@yuantan.com.vn

Chung Kim Hoa

華人客戶部經理

+84 28 3622 6868 ext 3828
hoa.chung@yuantan.com.vn

Phù Vĩnh Qué

堤岸分行經理

+84 28 3622 6868
que.phu@yuantan.com.vn

Nguyễn Việt Quang

河內分行經理

+84 28 3622 6868 ext 3404
quang.nguyen@yuantan.com.vn

Võ Thị Thu Thủy

平陽分行經理

+84 28 3622 6868 ext 3505
thuy.vo@yuantan.com.vn

Bùi Quốc Phong

同奈分行經理

+84 28 3622 6868
phong.bui@yuantan.com.vn

Nguyễn Đức Hoàn

河內南部營業中心經理

+84 28 3622 6868 ext 3409
hoan.nguyen@yuantan.com.vn



We Create **Fortune**

Appendix A: Important Disclosures

Analyst Certification

Each research analyst primarily responsible for the content of this research report, in whole or in part, certifies that with respect to each security or issuer that the analyst covered in this report: (1) all of the views expressed accurately reflect his or her personal views about those securities or issuers; and (2) no part of his or her compensation was, is, or will be, directly or indirectly, related to the specific recommendations or views expressed by that research analyst in the research report.

Ratings Definitions

BUY: We have a positive outlook on the stock based on our expected absolute or relative return over the investment period. Our thesis is based on our analysis of the company's outlook, financial performance, catalysts, valuation and risk profile. We recommend investors add to their position.

HOLD-Outperform: In our view, the stock's fundamentals are relatively more attractive than peers at the current price. Our thesis is based on our analysis of the company's outlook, financial performance, catalysts, valuation and risk profile.

HOLD-Underperform: In our view, the stock's fundamentals are relatively less attractive than peers at the current price. Our thesis is based on our analysis of the company's outlook, financial performance, catalysts, valuation and risk profile.

SELL: We have a negative outlook on the stock based on our expected absolute or relative return over the investment period. Our thesis is based on our analysis of the company's outlook, financial performance, catalysts, valuation and risk profile. We recommend investors reduce their position.

Under Review: We actively follow the company, although our estimates, rating and target price are under review.

Restricted: The rating and target price have been suspended temporarily to comply with applicable regulations and/or Yuanta policies.

Note: Yuanta research coverage with a Target Price is based on an investment period of 12 months. Greater China Discovery Series coverage does not have a formal 12 month Target Price and the recommendation is based on an investment period specified by the analyst in the report.

Global Disclaimer

© 2018 Yuanta. All rights reserved. The information in this report has been compiled from sources we believe to be reliable, but we do not hold ourselves responsible for its completeness or accuracy. It is not an offer to sell or solicitation of an offer to buy any securities. All opinions and estimates included in this report constitute our judgment as of this date and are subject to change without notice.

This report provides general information only. Neither the information nor any opinion expressed herein constitutes an offer or invitation to make an offer to buy or sell securities or other investments. This material is prepared for general circulation to clients and is not intended to provide tailored investment advice and does not take into account the individual financial situation and objectives of any specific person who may receive this report. Investors should seek financial advice regarding the appropriateness of investing in any securities, investments or investment strategies discussed or recommended in this report. The information contained in this report has been compiled from sources believed to be reliable but no representation or warranty, express or implied, is made as to its accuracy, completeness or correctness. This report is not (and should not be construed as) a solicitation to act as securities broker or dealer in any jurisdiction by any person or company that is not legally permitted to carry on such business in that jurisdiction.

Yuanta research is distributed in the United States only to Major U.S. Institutional Investors (as defined in Rule 15a-6 under the Securities Exchange Act of 1934, as amended and SEC staff interpretations thereof). All transactions by a US person in the securities mentioned in this report must be effected through a registered broker-dealer under Section 15 of the Securities Exchange Act of 1934, as amended. Yuanta research is distributed in Taiwan by Yuanta Securities Investment Consulting. Yuanta research is distributed in Hong Kong by Yuanta Securities (Hong Kong) Co. Limited, which is licensed in Hong Kong by the Securities and Futures Commission for regulated activities, including Type 4 regulated activity (advising on securities). In Hong Kong, this research report may not be redistributed, retransmitted or disclosed, in whole or in part or any form or manner, without the express written