

市場走勢 2019/06/28

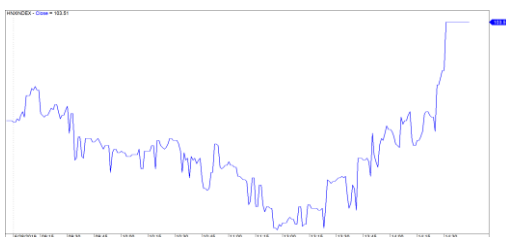
市場指數	VNI	HNI	UPCOM
收盤	949.94	103.51	55.65
%日	0.72%	0.53%	0.98%
%週	-0.97%	-1.28%	0.96%
%月	-2.27%	-1.45%	0.94%
%年	-0.77%	-3.32%	7.74%
成交值(十億盾)			
當日	4,340	424	346
日均量/週	3,982	402	331
日均量/月	3,624	322	285
外資進出			
買進	806.58	11.79	90.20
賣出	631.04	8.90	35.08
買賣超	175.55	2.89	55.12
市場漲跌家數			
上漲	175	71	202
下跌	111	74	125
持平	100	224	557
市場指標			
P/E	16.30	9.28	17.68
總市值 (兆盾)	3,193	187	979
股息殖利率	4.79%	3.52%	6.85%

資料源: Bloomberg – YSVN

VNINDEX



HNIINDEX



市場走勢

當日盤中情緒迅速反轉，有助於越南股市各大指數接近盤尾時指數逆勢走漲，儘管早盤下挫。VN-Index 反彈 0.72% 收報 949.94 點，HNX 指數上漲 0.53%，收於 103.51 點，而 Upcom 指數上漲 0.98%，收於 55.65 點。撮合交易值維持平均水平，三大證交成交總值逾達 3.250 兆越盾。

多支個股出現低接買盤。VN30-Index 大幅上漲，如：VHM(2.3%)，VJC(2.8%)，HDB(3.6%)，VCB(1.4%)，HPG(4.2%)，CTD(4.8%)，MWG(2%)，MBB(1.5%)，POW(5.2%) 等。中型股也上揚，因 HDG，DCM，HAG，HNG，PHR，FRT 大漲。相反，意外逆勢走跌的 CTG(-5.6%)，BID(-0.9%)，以及油氣股 GAS(-0.5%)，PLX(-3.9%) 走勢比一般市場較弱。HNX 突破上漲有 VCR(9.8%)，BAX(9.3%)，TNG(7.5%)，而 Upcom 是 QNS(15%)，ACV(14.4%)，PWA(10.3%)。今天也是備兌認股權證 (Cover Warrant) 的首次交易日，且也是各基金證的第 2 季度 NAV 截止日。

外資在三大證交買超共 2340 億越盾，主要購買 VJC，VHM，ACV，QNS。相反，SBT，CTG，VCB，VEA 遭大量拋售。

短線市場觀點

我們預計在未來數盤 VN-Index 可能會在 950 點左右。同時，價格線圖陷入累積狀態，因此，大跌壓力不會出現，VN-Index 無法完全跌破 950 點。積極點是，市場繼續存在分歧，因此投資者應關注每支股票的趨勢。此外，股票比重略有增加，表明短期策略仍是將一定比例的股票保持在平均水平，並應關注每支股票的趨勢。

我們的趨勢指標仍維持兩大股指短期趨勢下跌，並維持 VN30，VNMidcaps，VNSmallcaps 指數短期趨勢上漲。因此，我們建議短線投資者應繼續按照我們的建議比重維持平衡庫存比例。

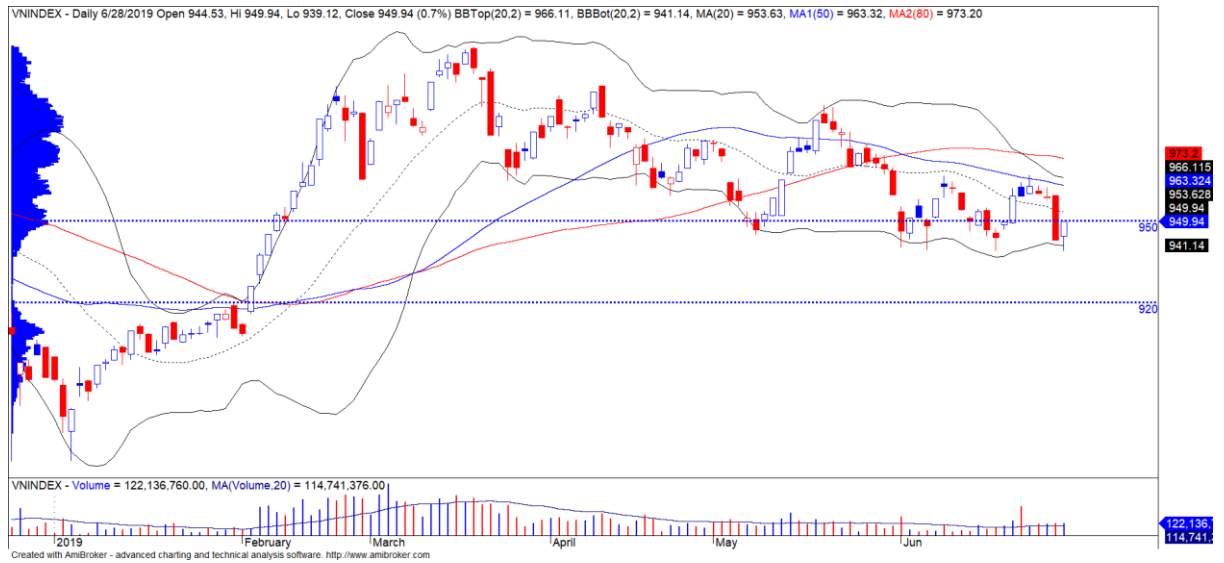
建議短線投資比重：44% 股票 / 56% 現金

(股票趨勢追蹤圖在下一頁內更新)

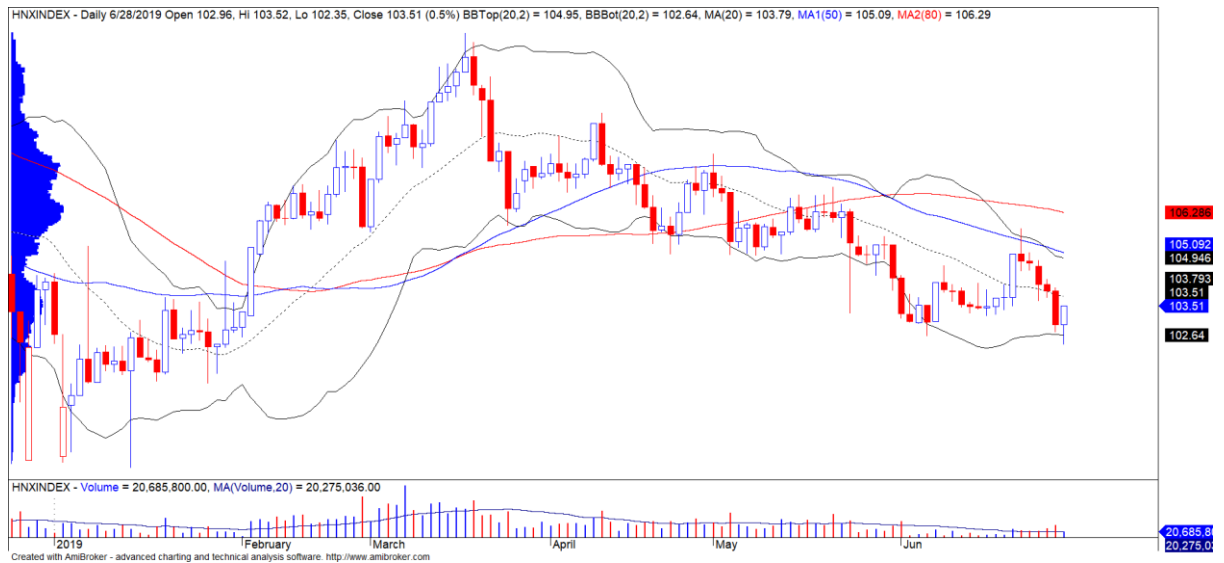


We Create Fortune

技術分析圖



指數技術分析圖 VN-Index



指數技術分析圖 HNX-Index

指數	短期趨勢	中期趨勢	阻力區 1	阻力區 2	支撐區 1	支撐區 2
VN-Index	下跌	上漲	1,000	1,025	965	953
HNX-Index	下跌	下跌	108	110	105	101
VN30	上漲	上漲	895	935	877	863
VNMidcaps	上漲	上漲	992	1,030	969	963
VNSmallcaps	上漲	上漲	835	845	822	804

We Create Fortune

股票趨勢追蹤表

股票	價格	短期趨勢	中期趨勢	短期買進價格	短期止損	暫計短期利潤%	短期訊號	中期買進價格	中期止損	暫計中期獲利%	中期訊號
AAA	18,350	上漲	上漲	18,600	17,677	-1.34%		16,850	16,357	8.90%	
ACB	28,900	下跌	下跌		29,680				31,452		
ACV	97,000	上漲	上漲	83,000	83,442	16.87%		90,000	79,578	7.78%	
ANV	27,500	下跌	下跌		27,706				30,562		
ASM	7,060	下跌	下跌		7,200				7,935		
BFC	19,350	下跌	下跌		19,890				22,438		
BID	31,700	上漲	上漲	32,650	31,486	-2.91%		33,400	31,227	-5.09%	
BMP	42,600	上漲	下跌	44,500	42,236	-4.27%			48,322		
BSR	12,900	下跌	下跌		13,298				14,683		
BVH	80,800	上漲	下跌	79,000	78,681	2.28%			85,113		
BWE	26,300	上漲	上漲	25,850	25,683	1.74%		20,000	24,073	31.50%	
CEO	11,200	下跌	下跌		11,681				12,742		
CII	22,500	下跌	下跌		23,234				24,528		
CMG	37,700	上漲	上漲	37,800	36,306	-0.26%		23,200	31,773	62.50%	
CMX	23,450	上漲	上漲	23,200	22,233	1.08%		5,910	21,617	296.79%	
CSM	14,350	下跌	上漲		15,263			14,390	14,225	-0.28%	
CTD	107,000	上漲	下跌	102,000	98,034	4.90%			112,009		
CTG	19,500	下跌	下跌	21,000	20,575	-2.02%	賣出	22,700	19,639	-13.48%	賣出
CTI	23,400	上漲	下跌	23,800	22,663	-1.68%			25,172		
CTR	27,900	下跌	N/A		28,535				3,892		
CVT	18,400	下跌	下跌		18,809				20,334		
DCM	8,500	上漲	下跌	8,500	8,194	0.00%	買進		8,826		
DGC	28,500	上漲	下跌	28,500	28,471	0.00%	買進		31,314		
DGW	20,900	下跌	下跌		21,765				23,121		
DHA	35,000	上漲	上漲	32,250	34,281	8.53%		29,100	31,816	20.27%	
DHC	43,000	上漲	上漲	40,900	41,644	5.13%		35,200	38,253	22.16%	
DHG	109,000	上漲	下跌	108,000	102,067	0.93%			115,316		
DIG	13,500	下跌	下跌		13,843				15,142		
DPG	36,600	下跌	上漲		38,053			40,018	34,775	-8.54%	
DPM	15,150	下跌	下跌		16,093				18,423		
DPR	44,150	上漲	上漲	43,400	43,523	1.73%		42,500	40,210	3.88%	
DQC	18,050	下跌	下跌		18,562				20,669		
DRC	18,400	下跌	下跌		19,191				21,289		

We Create Fortune

DXG	18,650	上漲	下跌	19,100	18,154	-2.36%		20,749			
EIB	18,800	上漲	上漲	17,800	17,630	5.62%		14,700	16,695	27.89%	
FCN	14,450	上漲	上漲	15,500	14,073	-6.77%		16,050	13,649	-9.97%	
FMC	29,200	上漲	下跌	28,950	28,583	0.86%			30,620		
FPT	45,500	上漲	上漲	45,200	44,885	0.66%		46,000	42,214	-1.09%	
GAS	97,500	下跌	下跌		107,133			101,000	101,898	0.89%	賣出
GEX	22,000	下跌	下跌		22,590				23,989		
GIL	26,400	上漲	下跌	27,300	25,941	-3.30%			29,666		
GMD	26,000	下跌	下跌		26,622				27,983		
GTN	18,300	下跌	上漲		19,638			15,000	16,369	22.00%	
GVR	12,600	上漲	下跌	13,500	12,576	-6.67%			N/A		
HAG	5,350	上漲	下跌	5,150	5,097	3.88%			5,623		
HAX	14,950	上漲	下跌	14,250	14,579	4.91%			15,345		
HBC	14,750	下跌	下跌		15,847				18,075		
HCM	23,350	上漲	下跌	24,000	22,863	-2.71%			26,600		
HDB	27,500	上漲	下跌	27,600	25,944	-0.36%			28,773		
HDC	14,900	上漲	上漲	15,250	14,535	-2.30%		15,250	13,165	-2.30%	
HDG	33,350	上漲	下跌	32,700	30,926	1.99%			34,589		
HNG	17,100	上漲	上漲	15,750	15,866	8.57%		17,100	16,554	0.00%	買進
HPG	23,500	下跌	下跌		23,755				25,712		
HSG	7,420	下跌	上漲		7,742			9,300	7,015	-20.22%	
HT1	16,000	下跌	上漲		16,686			14,800	15,465	8.11%	
HUT	2,400	下跌	下跌		2,738				3,433		
HVN	42,000	下跌	上漲		43,267			39,000	38,265	7.69%	
KBC	14,200	上漲	下跌	14,300	14,146	-0.70%			15,013		
KDH	24,400	下跌	下跌		24,541				24,759		
KSB	23,000	上漲	下跌	22,700	21,842	1.32%			25,364		
LCG	9,860	下跌	下跌		10,292				11,439		
LDG	8,500	下跌	下跌		8,623				10,055		
LHG	18,500	下跌	上漲		19,407			19,300	17,020	-4.15%	
LPB	7,800	下跌	下跌		7,981				8,628		
LSS	5,360	下跌	下跌		5,629				5,906		
MBB	20,900	下跌	上漲		21,403			21,850	20,106	-4.35%	
MPC	33,500	下跌	下跌		35,563				40,545		
MSN	83,000	下跌	上漲		85,977			89,000	80,742	-6.74%	
MSR	18,300	下跌	下跌		19,649				20,715		



We Create Fortune

MWG	92,800	上漲	上漲	88,300	89,200	5.10%		88,700	83,045	4.62%	
NDN	16,500	上漲	上漲	14,100	15,742	17.02%		13,700	13,500	20.44%	
NKG	6,360	下跌	下跌		6,610				7,273		
NLG	29,100	下跌	上漲		30,097			28,700	27,833	1.39%	
NT2	26,700	下跌	下跌		27,696				29,219		
NTL	23,650	上漲	上漲	22,950	22,369	3.05%		10,450	21,175	126.32%	
NVL	59,600	上漲	下跌	59,900	56,993	-0.50%			62,332		
OIL	11,800	下跌	下跌		12,333				13,570		
PAC	35,300	下跌	下跌		37,566				38,859		
PC1	18,300	下跌	下跌		19,794				21,023		
PDR	26,100	上漲	上漲	24,100	24,905	8.30%		29,000	23,221	-10.00%	
PHR	61,200	上漲	上漲	61,200	59,085	0.00%	買進	24,000	50,969	155.00%	
PLX	59,500	下跌	上漲	63,500	60,916	-4.07%	賣出	62,400	58,426	-4.65%	
PNJ	73,000	下跌	上漲		75,397			104,000	72,834	-29.81%	
POW	15,200	下跌	上漲		15,337			15,700	13,915	-3.18%	
PVT	16,300	下跌	下跌		16,785				17,615		
PPC	28,850	上漲	上漲	28,750	28,103	0.35%		19,700	24,754	46.45%	
PTB	67,800	上漲	上漲	66,600	65,889	1.80%		64,000	62,333	5.94%	
PVB	19,100	上漲	上漲	19,600	18,791	-2.55%		20,100	16,786	-4.98%	
PVD	18,650	上漲	上漲	19,200	18,079	-2.86%		18,500	17,783	0.81%	
PVI	36,800	下跌	下跌		37,238				39,699		
PVS	23,000	上漲	上漲	23,000	22,217	0.00%		21,100	21,468	9.00%	
PXS	4,920	下跌	上漲		5,036			4,850	4,262	1.44%	
QNS	33,800	上漲	上漲	33,800	29,805	0.00%	買進	33,800	32,206	0.00%	買進
REE	31,750	下跌	上漲		32,544			33,325	31,114	-4.73%	
SAB	275,000	上漲	上漲	253,000	266,812	8.70%		245,000	249,462	12.24%	
SAM	8,200	上漲	上漲	8,250	8,073	-0.61%		7,400	7,549	10.81%	
SCR	7,290	下跌	下跌		7,381				7,611		
SHI	8,300	上漲	上漲	8,140	8,033	1.97%		6,990	7,446	18.74%	
SJS	19,600	上漲	下跌	18,300	18,990	7.10%			19,930		
SKG	12,450	上漲	下跌	13,950	12,141	-10.75%			12,612		
SSI	24,800	下跌	下跌		25,255				27,071		
STB	11,350	下跌	下跌		11,707				12,419		
TCB	20,350	下跌	下跌		21,273				N/A		
TCM	27,650	上漲	下跌	27,850	26,530	-0.72%			30,592		
TDH	9,800	下跌	上漲		10,431			11,650	9,170	-15.88%	

We Create Fortune

TLH	4,990	下跌	上漲		5,102			5,390	4,797	-7.42%	
TNG	21,600	上漲	上漲	19,700	19,209	9.64%		12,000	16,367	80.00%	
VCB	70,500	上漲	上漲	69,200	69,366	1.88%		62,000	64,305	13.71%	
VCG	26,300	下跌	上漲		27,903			19,200	24,084	36.98%	
VCS	60,100	下跌	下跌	63,100	60,416	-4.25%	賣出		69,165		
VGC	20,350	下跌	下跌		21,090				21,647		
VGT	11,100	上漲	下跌	11,379	10,694	-2.45%			13,091		
VHC	88,000	下跌	下跌		89,033				95,798		
VHM	79,300	下跌	下跌		80,834				87,752		
VIB	16,400	下跌	下跌		16,629				17,991		
VIC	115,700	下跌	上漲		117,683			112,000	108,251	3.30%	
VIP	5,600	下跌	下跌		5,801				6,103		
VJC	128,000	上漲	上漲	123,300	120,983	3.81%		124,500	113,667	2.81%	
VND	15,400	下跌	下跌		15,861				17,090		
VNG	21,700	上漲	上漲	20,600	21,001	5.34%		21,500	19,366	0.93%	
VNM	123,000	下跌	下跌		126,360				134,080		
VPB	18,900	上漲	下跌	18,600	18,590	1.61%			19,817		
VPI	42,000	上漲	下跌	41,750	40,928	0.60%			43,124		
VRC	16,000	下跌	下跌		16,522				17,812		
VRE	33,800	下跌	上漲		34,992			35,000	31,179	-3.43%	
VSC	30,650	下跌	下跌		32,344				34,791		

LARGECAPS 大型股票趨勢追蹤表

股票	價格	短期趨勢	中期趨勢	短期買進價格	短期止損	暫計短期利潤%	短期訊號	中期買進價格	中期止損	暫計中期獲利%	中期訊號
ACB	28,900	下跌	下跌		29,680				31,452		
BID	31,700	上漲	上漲	32,650	31,486	-2.91%		33,400	31,227	-5.09%	
BSR	12,900	下跌	下跌		13,298				14,683		
BVH	80,800	上漲	下跌	79,000	78,681	2.28%			85,113		
CTG	19,500	下跌	下跌	21,000	20,575	-2.02%	賣出	22,700	19,639	-13.48%	賣出
EIB	18,800	上漲	上漲	17,800	17,630	5.62%		14,700	16,695	27.89%	
FPT	45,500	上漲	上漲	45,200	44,885	0.66%		40,997	42,214	10.98%	
GAS	97,500	下跌	下跌		107,133			99,026	101,898	2.90%	賣出
HDB	27,500	上漲	下跌	27,600	25,944	-0.36%			28,773		
HNG	17,100	上漲	上漲	15,750	15,866	8.57%		17,100	16,554	0.00%	買進
HPG	23,500	下跌	下跌		23,755				25,712		

We Create Fortune

HVN	42,000	下跌	上漲		43,267			39,000	38,265	7.69%	
KDH	24,400	下跌	下跌		24,541				24,759		
MBB	20,900	下跌	上漲		21,403			21,271	20,106	-1.75%	
MSN	83,000	下跌	上漲		85,977			89,000	80,742	-6.74%	
MWG	92,800	上漲	上漲	88,300	89,200	5.10%		88,700	83,045	4.62%	
NVL	59,600	上漲	下跌	59,900	56,993	-0.50%			62,332		
OIL	11,800	下跌	下跌		12,333				13,570		
PLX	59,500	下跌	N/A	63,500	60,916	-4.07%	賣出	62,400	58,426	-4.65%	
PNJ	73,000	下跌	上漲		75,397			77,881	72,834	-6.27%	
POW	15,200	下跌	上漲		15,337			15,700	13,915	-3.18%	
PVS	23,000	上漲	上漲	23,000	22,217	0.00%		21,100	21,468	9.00%	
QNS	33,800	上漲	上漲	33,800	29,805	0.00%	買進	33,800	32,206	0.00%	買進
REE	31,750	下跌	上漲		32,544			33,325	31,114	-4.73%	
ROS	29,800	下跌	上漲		31,284			34,800	27,327	-14.37%	
SSI	24,800	下跌	下跌		25,255				27,071		
STB	11,350	下跌	下跌		11,707				12,419		
TCB	20,350	下跌	下跌		21,273				23,068		
TPB	22,850	下跌	下跌		23,848				N/A		
VCB	70,500	上漲	上漲	69,200	69,366	1.88%		62,000	64,305	13.71%	
VCG	26,300	下跌	上漲		27,903			18,441	24,084	42.62%	
VEA	57,800	上漲	下跌	50,000	57,572	15.60%			N/A		
VGI	27,200	下跌	下跌		29,042				N/A		
VHM	79,300	下跌	下跌		80,834				87,752		
VIB	16,400	下跌	下跌		16,629				17,991		
VIC	115,700	下跌	上漲		117,683			112,000	108,251	3.30%	
VJC	128,000	上漲	上漲	123,300	120,983	3.81%		124,500	113,667	2.81%	
VNM	123,000	下跌	下跌		126,360				134,080		
VPB	18,900	上漲	下跌	18,600	18,590	1.61%			19,817		
VRE	33,800	下跌	上漲		34,992			33,996	31,179	-0.58%	

MIDCAPS 中型股票趨勢追蹤表

股票	價格	短期趨勢	中期趨勢	短期買進價格	短期止損	暫計短期利潤%	短期訊號	中期買進價格	中期止損	暫計中期獲利%	中期訊號
AAA	18,350	上漲	上漲	18,600	17,677	-1.34%		16,850	16,357	8.90%	
ANV	27,500	下跌	下跌		27,706				30,562		
ASM	7,060	下跌	下跌		7,200				7,935		
BMP	42,600	上漲	下跌	44,500	42,236	-4.27%			48,322		
BWE	26,300	上漲	上漲	25,850	25,683	1.74%		19,440	24,073	35.29%	

We Create Fortune

C4G	8,600	下跌	#N/A		9,279				#N/A		
CEO	11,200	下跌	下跌		11,681				12,742		
CII	22,500	下跌	下跌		23,234				24,528		
CRE	25,900	上漲	#N/A	25,900	24,886	0.00%	買進		#N/A		
CTI	23,400	上漲	下跌	23,800	22,663	-1.68%			25,172		
CTR	27,900	下跌	#N/A		28,535				#N/A		
DCM	8,500	上漲	下跌	8,500	8,194	0.00%	買進		8,826		
DHC	43,000	上漲	上漲	40,900	41,644	5.13%		35,200	38,253	22.16%	
DIG	13,500	下跌	下跌		13,843				15,142		
DPM	15,150	下跌	下跌		16,093				18,423		
DRC	18,400	下跌	下跌		19,191				21,289		
DXG	18,650	上漲	下跌	19,100	18,154	-2.36%			20,749		
E1VFN30	14,210	下跌	下跌		14,662				15,162		
FCN	14,450	上漲	上漲	15,500	14,073	-6.77%		16,050	13,649	-9.97%	
FLC	4,200	下跌	下跌		4,393				4,810		
FTM	23,800	下跌	上漲		24,568			16,250	21,483	46.46%	
GEG	22,700	上漲	上漲	22,800	21,323	-0.44%		12,900	20,497	75.97%	
GEX	22,000	下跌	下跌		22,590				23,989		
GMD	26,000	下跌	下跌		26,622				27,983		
GTN	18,300	下跌	上漲		19,638			15,000	16,369	22.00%	
GVR	12,600	上漲	#N/A	13,500	12,576	-6.67%			#N/A		
HAG	5,350	上漲	下跌	5,150	5,097	3.88%			5,623		
HBC	14,750	下跌	下跌		15,847				18,075		
HCM	23,350	上漲	下跌	24,000	22,863	-2.71%			26,600		
HDG	33,350	上漲	下跌	32,700	30,926	1.99%			34,589		
HPX	26,500	上漲	#N/A	26,800	26,092	-1.12%			#N/A		
HSG	7,420	下跌	上漲		7,742			8,452	7,015	-12.22%	
HT1	16,000	下跌	上漲		16,686			14,800	15,465	8.11%	
IBC	21,900	上漲	上漲	20,900	21,048	4.78%		24,900	20,047	-12.05%	
IDI	7,390	上漲	下跌	7,480	7,192	-1.20%			8,415		
IJC	10,400	下跌	下跌	10,800	10,444	-3.30%	賣出		11,501		
ITA	3,080	下跌	上漲		3,194			3,200	2,749	-3.75%	
KBC	14,200	上漲	下跌	14,300	14,146	-0.70%			15,013		
KSB	23,000	上漲	下跌	22,700	21,842	1.32%			25,364		
LDG	8,500	下跌	下跌		8,623				10,055		
LPB	7,800	下跌	下跌		7,981				8,628		
MBS	14,800	下跌	#N/A		15,561			16,000	#N/A	#N/A	
MPC	33,500	下跌	下跌		35,563				40,545		

We Create Fortune

NBB	21,050	上漲	上漲	22,000	19,776	-4.32%		21,500	18,830	-2.09%	
NKG	6,360	下跌	下跌		6,610				7,273		
NLG	29,100	下跌	上漲		30,097			28,700	27,833	1.39%	
NT2	26,700	下跌	下跌		27,696				29,219		
NTC	144,900	上漲	#N/A	144,000	127,838	0.63%		120,000	#N/A	#N/A	
NTL	23,650	上漲	上漲	22,950	22,369	3.05%		9,331	21,175	153.45%	
NVB	8,000	下跌	下跌		8,436				9,224		
OGC	3,900	下跌	下跌		4,154				4,794		
PC1	18,300	下跌	下跌		19,794				21,023		
PDR	26,100	上漲	上漲	24,100	24,905	8.30%		23,595	23,221	10.62%	
PHR	61,200	上漲	上漲	61,200	59,085	0.00%	買進	22,864	50,969	167.67%	
PPC	28,850	上漲	上漲	28,750	28,103	0.35%		17,422	24,754	65.60%	
PTB	67,800	上漲	上漲	66,600	65,889	1.80%		60,780	62,333	11.55%	
PVD	18,650	上漲	上漲	19,200	18,079	-2.86%		18,500	17,783	0.81%	
PVI	36,800	下跌	下跌		37,238				39,699		
PVT	16,300	下跌	下跌		16,785				17,615		
QCG	4,530	下跌	下跌		4,932			5,910	4,638	-21.52%	賣出
SAM	8,200	上漲	上漲	8,250	8,073	-0.61%		7,400	7,549	10.81%	
SBT	17,200	下跌	下跌		17,632				18,631		
SCR	7,290	下跌	下跌		7,381				7,611		
SHB	6,800	下跌	下跌		7,196				7,685		
SHS	9,900	下跌	上漲		10,373			12,100	9,216	-18.18%	
SJS	19,600	上漲	下跌	18,300	18,990	7.10%			19,930		
STK	23,900	上漲	上漲	24,200	22,480	-1.24%		17,000	19,981	40.59%	
SZC	18,300	下跌	#N/A		20,138				#N/A		
TCH	21,000	上漲	下跌	21,150	20,109	-0.71%			23,379		
TCM	27,650	上漲	下跌	27,850	26,530	-0.72%			30,592		
TNG	21,600	上漲	上漲	19,700	19,209	9.64%		12,000	16,367	80.00%	
TTB	22,200	下跌	下跌		23,017				24,895		
VCI	30,200	下跌	下跌		32,511				35,715		
VGT	11,100	上漲	#N/A	12,000	10,694	-7.50%			#N/A		
VHC	88,000	下跌	下跌		89,033				95,798		
VND	15,400	下跌	下跌		15,861				17,090		
VNG	21,700	上漲	上漲	20,600	21,001	5.34%		21,500	19,366	0.93%	
VPI	42,000	上漲	下跌	41,750	40,928	0.60%			42,859		

We Create Fortune

MALLCAPS 小型股票趨勢追蹤表

股票	價格	短期趨勢	中期趨勢	短期買進價格	短期止損	暫計短期利潤%	短期訊號	中期買進價格	中期止損	暫計中期獲利%	中期訊號
AAV	9,000	下跌	#N/A		9,335			16,850	#N/A	#N/A	
AGR	3,890	上漲	上漲	3,890	3,719	0.00%		3,990	3,542	-2.51%	
AMD	1,740	下跌	下跌		1,883				2,074		
APG	9,900	上漲	上漲	8,500	8,966	16.47%		9,900	9,066	0.00%	買進
ART	2,400	下跌	下跌		2,692				3,318		
BCC	8,200	下跌	上漲		8,435			7,700	7,657	6.49%	
BCG	5,650	上漲	上漲	5,900	5,613	-4.24%		6,390	5,406	-11.58%	
C69	16,500	上漲	上漲	8,800	15,689	87.50%		5,300	11,413	211.32%	
CCL	6,040	上漲	上漲	3,550	5,511	70.14%		3,460	4,140	74.57%	
CRC	14,700	下跌	下跌		15,294				18,035		
CVT	18,400	下跌	下跌		18,809				20,334		
DAG	6,760	上漲	下跌	6,550	6,267	3.21%			7,007		
DAH	8,450	下跌	上漲		8,609			4,664	7,539	81.17%	
DGW	20,900	下跌	下跌		21,765				23,121		
DLG	1,580	上漲	下跌	1,560	1,464	1.28%			1,645		
DRH	7,500	上漲	下跌	7,590	6,908	-1.19%			7,759		
DTD	12,600	上漲	上漲	15,000	12,116	-16.00%		12,900	10,388	-2.33%	
EVG	2,740	下跌	下跌		2,876				3,023		
FIT	3,290	上漲	上漲	3,280	3,187	0.30%		3,640	2,853	-9.62%	
GKM	15,300	下跌	上漲		15,532			11,425	14,952	33.92%	
HAH	11,850	下跌	下跌		12,328				12,668		
HAI	1,730	下跌	下跌		1,861				1,935		
HAP	3,470	下跌	上漲		3,730			3,670	3,246	-5.45%	
HAR	4,000	下跌	上漲		4,394			3,710	3,652	7.82%	
HCD	3,560	下跌	下跌		3,797				4,478		
HDA	10,600	上漲	下跌	10,500	9,942	0.95%			11,187		
HDC	14,900	上漲	上漲	15,250	14,535	-2.30%		15,250	13,165	-2.30%	
HHP	17,200	下跌	#N/A		17,657				#N/A		
HHS	3,350	下跌	下跌		3,494				3,903		
HII	12,150	下跌	下跌		12,872				14,160		
HQC	1,390	上漲	下跌	1,430	1,365	-2.80%			1,505		
HSL	7,970	下跌	下跌		8,747				10,760		
HUT	2,400	下跌	下跌		2,738				3,433		
HVG	3,330	上漲	下跌	3,330	2,920	0.00%			4,670		
HVH	26,350	上漲	#N/A	26,150	25,664	0.76%			#N/A		

We Create Fortune

JVC	2,890	下跌	下跌		2,999			3,280	2,981	-9.11%	賣出
KLF	1,400	下跌	下跌		1,654				1,888		
KMR	2,910	下跌	上漲		3,108			3,680	2,649	-20.92%	
LCG	9,860	下跌	下跌		10,292				11,439		
LGL	9,950	下跌	上漲		11,019			7,113	8,902	39.88%	
LHG	18,500	下跌	上漲		19,407			19,300	17,020	-4.15%	
LMH	16,300	下跌	#N/A		16,628				#N/A		
MST	2,900	下跌	下跌		3,194				3,842		
NDN	16,500	上漲	上漲	14,100	15,742	17.02%		13,104	13,500	25.91%	
PHC	13,250	上漲	上漲	13,400	12,978	-1.12%		14,450	12,650	-8.30%	
PVB	19,100	上漲	上漲	19,600	18,791	-2.55%		20,100	16,786	-4.98%	
PVC	7,000	下跌	上漲		7,304			7,100	6,199	-1.41%	
PXL	6,200	上漲	下跌	6,600	5,745	-6.06%			7,604		
PXS	4,920	下跌	上漲		5,036			4,850	4,262	1.44%	
QBS	2,770	下跌	下跌		3,019				3,619		
SFG	12,800	下跌	下跌		15,070			11,494	14,577	26.83%	賣出
SHI	8,300	上漲	上漲	8,800	8,033	-5.68%		6,233	7,446	33.17%	
SJF	2,680	下跌	下跌		3,108				4,161		
SKG	12,450	上漲	下跌	13,950	12,141	-10.75%			12,612		
TDH	9,800	下跌	上漲		10,431			11,650	9,170	-15.88%	
TIG	3,400	下跌	上漲		3,765			3,200	3,029	6.25%	
TLD	5,350	下跌	下跌		5,688				6,362		
TLH	4,990	下跌	上漲		5,102			5,850	4,797	-14.70%	
TNI	10,300	下跌	上漲		11,144			12,150	10,209	-15.23%	
TTF	3,370	下跌	上漲		3,397			3,990	3,028	-15.54%	
TTH	4,100	下跌	下跌		4,336			5,273	4,217	-20.02%	賣出
TVB	17,500	下跌	下跌		17,914				19,936		
TVC	12,700	上漲	下跌	12,800	12,090	-0.78%			13,713		
VC3	23,400	上漲	上漲	23,100	22,858	1.30%		22,000	21,326	6.36%	
VCR	30,300	下跌	上漲		32,704			3,900	24,114	676.92%	
VNE	4,280	上漲	上漲	4,350	4,135	-1.61%		4,650	3,958	-7.96%	
VPG	23,000	上漲	上漲	20,400	21,611	12.75%		20,456	18,842	12.44%	
VRC	16,000	下跌	下跌		16,522				17,812		
YBM	10,300	下跌	下跌		10,868				12,470		



We Create Fortune

胡志明市交易所 (HSX)

	收盤	漲跌%
VNI	949.94	0.72%
VN30	864.24	1.15%
VN Mid	964.01	0.77%
VN Small	810.87	0.17%

河內交易所 (HSX)

	收盤	漲跌%
HNI	103.51	0.53%
HN30	188.31	0.84%
VNX AllSh	841.18	1.00%

UPCOM 市場 (UPCoM)

	收盤	漲跌%
UPCoM	55.65	0.98%

外資交易	成交值(十億盾)	
買進	806.58	
賣出	631.04	
買超/賣超	175.55	

外資交易	成交值(十億盾)	
買進	11.79	
賣出	8.90	
買超/賣超	2.89	

外資交易	成交值(十億盾)	
買進	90.20	
賣出	35.08	
買超/賣超	55.12	

上漲排名/股碼	漲跌(VND)	漲跌%
FRT	4000	6.67%
DCM	510	6.38%
PHR	3600	6.25%
NAF	1100	6.11%
POW	750	5.19%

上漲排名/股碼	漲跌(VND)	漲跌%
VCR	2700	9.78%
TNG	1500	7.46%
DBC	1100	4.68%
SHS	200	2.06%
DGC	300	1.06%

上漲排名/股碼	漲跌(VND)	漲跌%
QNS	4400	14.97%
ACV	12200	14.39%
LTG	1000	4.50%
BSR	400	3.20%
BOT	1000	1.84%

下跌排名/股碼	漲跌(VND)	漲跌%
CTG	-1150	-5.57%
SFG	-550	-4.12%
PLX	-2400	-3.88%
YEG	-2600	-3.42%
SJS	-400	-2.00%

下跌排名/股碼	漲跌(VND)	漲跌%
NVB	-200	-2.44%
VCS	-600	-0.99%
AMV	-200	-0.68%
TAR	-200	-0.67%
VCG	-100	-0.38%

下跌排名/股碼	漲跌(VND)	漲跌%
SIP	-5400	-7.50%
VEF	-7100	-5.77%
VGI	-700	-2.51%
DVN	-300	-1.96%
VEA	-1100	-1.87%

*備註：市值>5,000 億盾；成交值>15 億盾

市值排名/股碼	十億盾	
VIC	396,844	
VHM	265,616	
VCB	261,476	
VNM	214,191	
GAS	186,610	

市值排名/股碼	十億盾	
ACB	36,043	
VCG	11,617	
PVS	10,993	
VCS	9,424	
PVI	8,505	

市值排名/股碼	十億盾	
ACV	193,035	
VGI	82,965	
VEA	76,535	
MCH	58,553	
GVR	49,988	

交易量排名/股碼	成交值	30 日均
TCB	14,997,770	4,001,299
EIB	13,132,889	4,928,065
GEX	10,147,540	1,890,151
ROS	8,163,000	10,609,240
LGL	6,421,770	481,629

交易量排名/股碼	成交值	30 日均
SHB	18,231,919	4,579,325
SVN	9,312,400	0
PVS	2,621,381	2,840,797
TNG	2,116,291	1,060,926
OCH	1,608,500	259,170

交易量排名/股碼	成交值	30 日均
SSN	4,041,166	17,874
BSR	1,487,013	1,197,270
AVF	1,126,100	46,477
QNS	997,650	265,390
VGI	785,193	654,464

資料源: Bloomberg & Yuanta Research

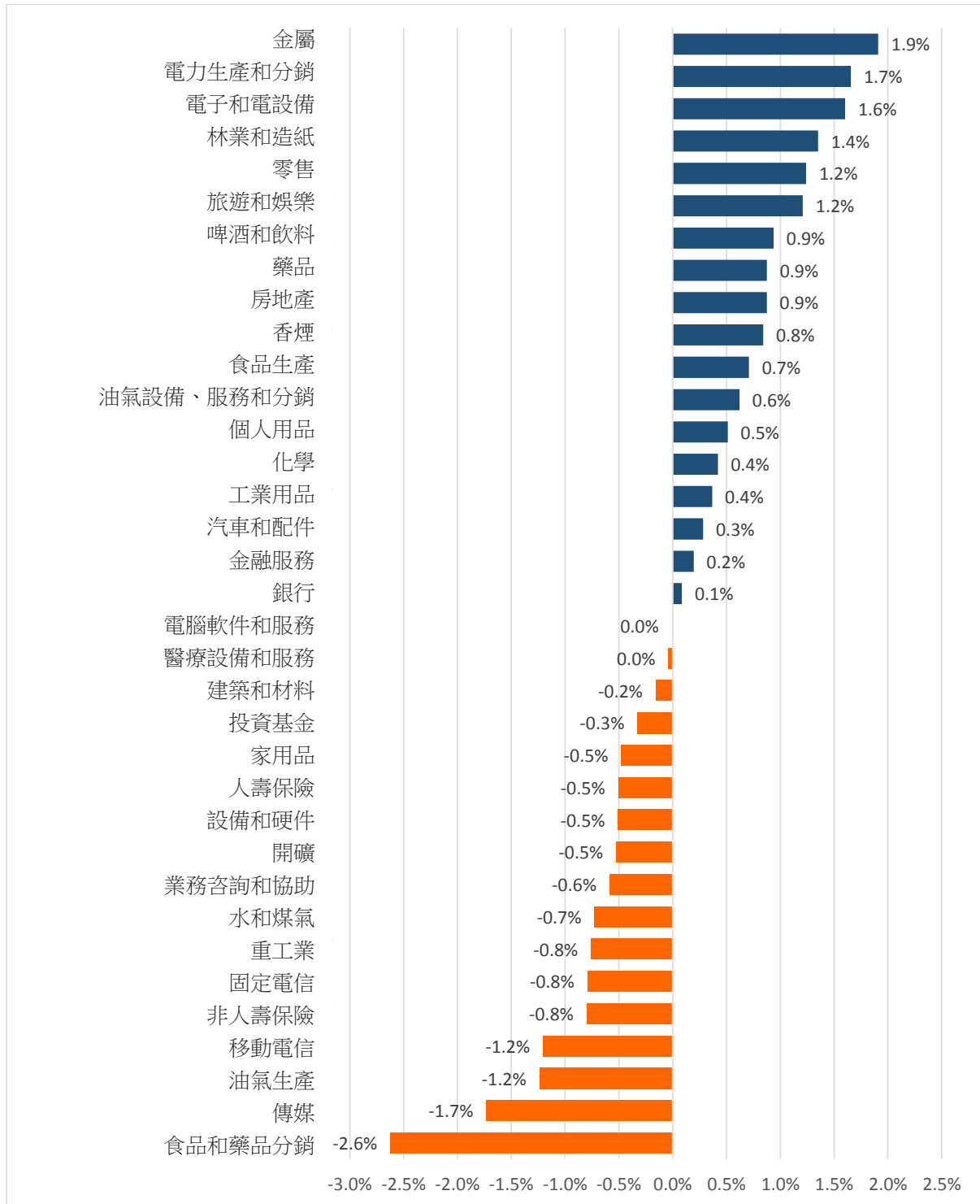
資料源: Bloomberg & Yuanta Research

資料源: Bloomberg & Yuanta Research



We Create Fortune

各行業板塊的交易走勢



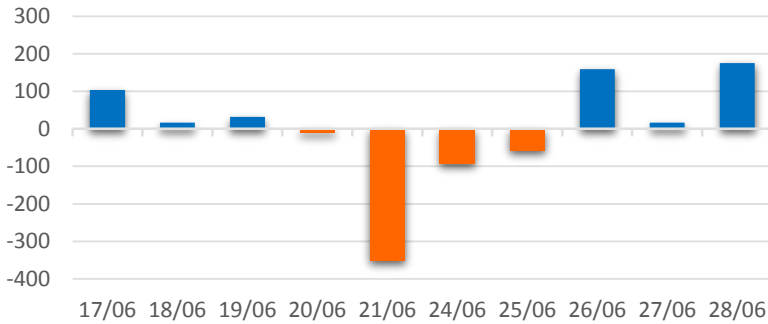
資料源: FiinPro – YSVN



We Create Fortune

外資買進賣統計

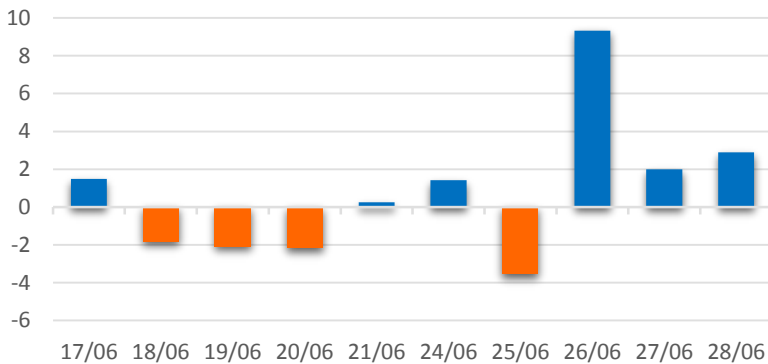
HSX 外資每日買/賣超



證券代碼	買超金額 (百萬盾)	證券代碼	賣超金額 (百萬盾)
VJC	64,783	SBT	32,842
VHM	50,341	CTG	28,610
GAS	19,335	VCB	19,482
POW	17,631	VNM	9,626
E1VFN30	16,731	YEG	8,810

HSX 外資買/賣超的前 5 名

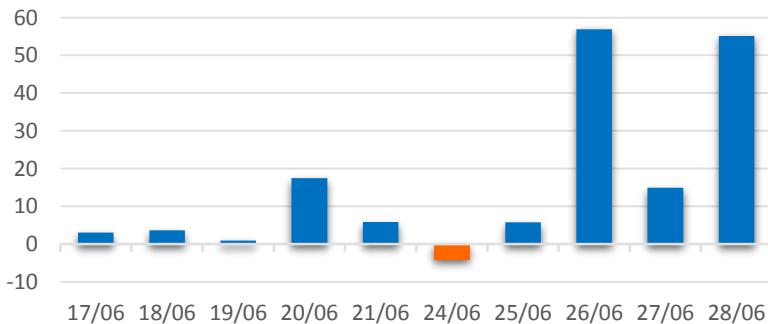
HNX 外資每日買/賣超



證券代碼	買超金額 (百萬盾)	證券代碼	賣超金額 (百萬盾)
PVS	3,702	NDN	6,020
DBC	3,387	INN	560
TNG	1,557	NTP	413
DGC	237	PPP	82
SHB	195	MAC	45

HNX 外資買/賣超的前 5 名

UPCOM 外資每日買/賣超



證券代碼	買超金額 (百萬盾)	證券代碼	賣超金額 (百萬盾)
ACV	46,136	VEA	11,385
QNS	22,341	BSR	1,307
ABI	333	VTP	383
MCH	134	OIL	375
VGG	64	VGI	240

UPCOM 外資買/賣超的前 5 名

源: FiinPro – YSVN



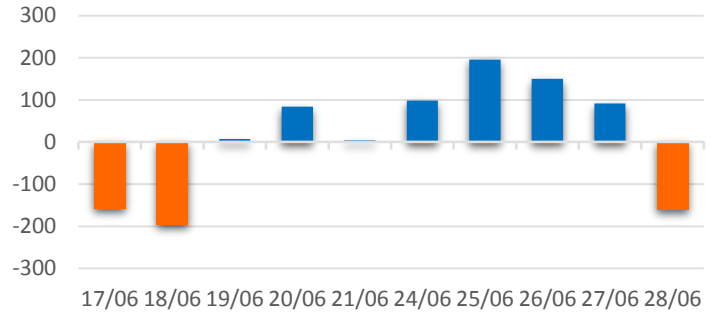
We Create **Fortune**

自營進出統計

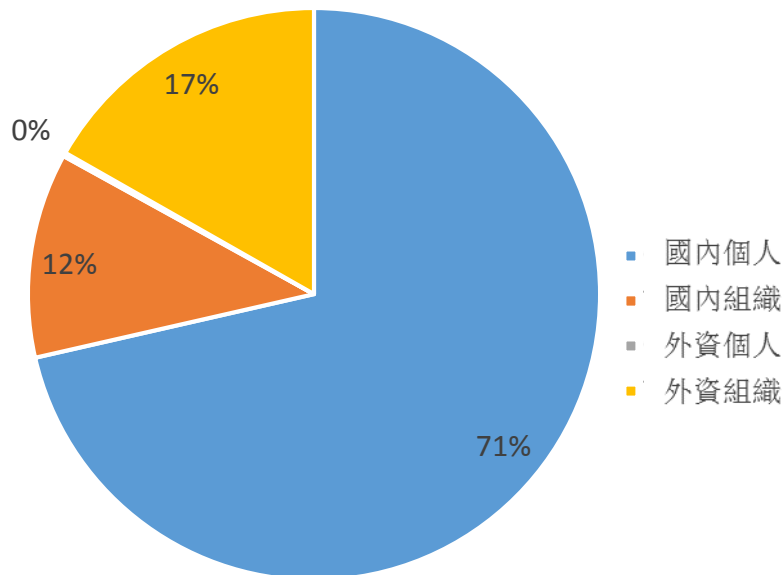
證券代碼	買超金額 (百萬盾)	證券代碼	賣超金額 (百萬盾)
LGL	58,200	E1VFN30	30,219
MBB	26,961	VIC	26,177
E1VFN30	15,184	VNM	24,993
FPT	14,169	TCB	22,373
GEX	8,815	MSN	18,040

券商自營交易最大前名

券商自營交易每日買/賣超 (bil. VND)



越南證券市場投資人類別統計

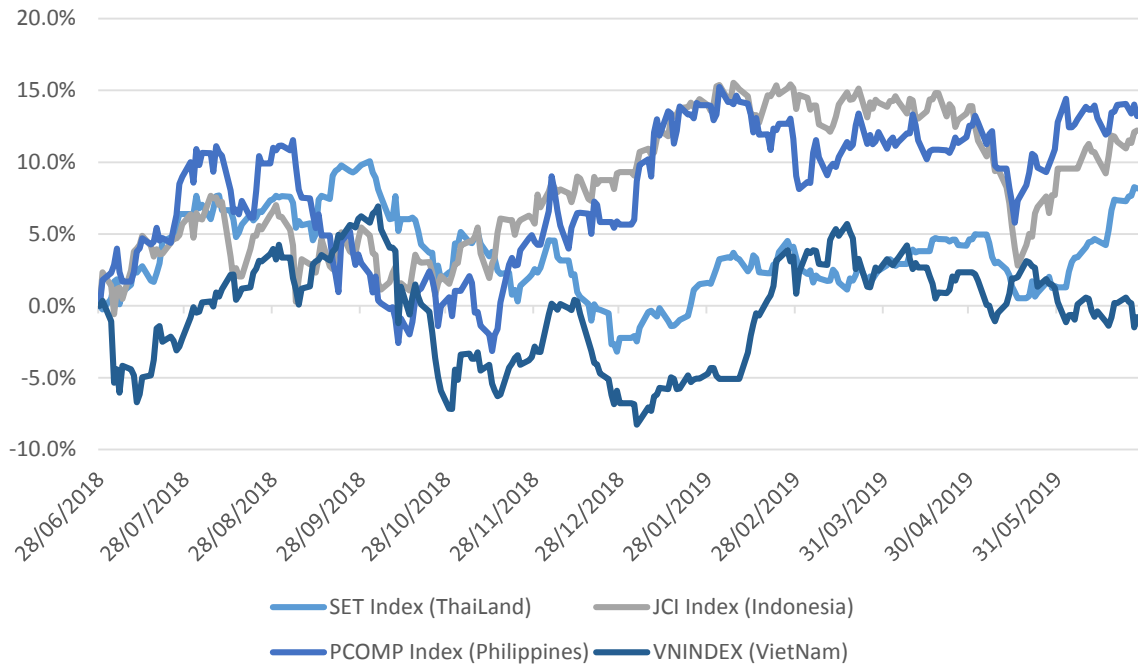


資料源: FimPro – YSVN



We Create Fortune

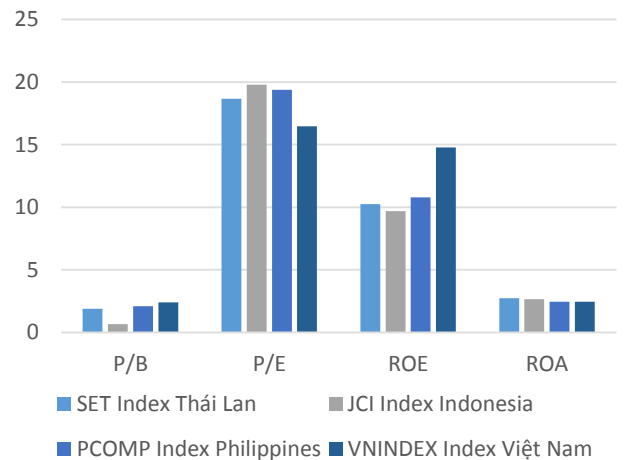
東南亞主要市場走勢比較



東南亞主要市場數據

		Thailand	Indonesia	Philippines	Vietnam
P/B		1.9x	0.7x	2.1x	2.4x
P/E		18.7x	19.8x	19.4x	16.5x
ROE	%	10.25	9.67	10.78	14.77
ROA	%	2.72	2.64	2.43	2.45
Vốn hóa	Tỷ USD	577.58	513.91	198.03	136.30
GTGD	Triệu USD	1.90	0.48	0.09	0.11
LS cổ tức	%	2.98	2.41	1.64	1.95

BloomBerg & YSVN





We Create **Fortune**

元大證券（越南）公司

個人客戶分析部

Nguyễn Thế Minh

研究分析經理

+84 28 3622 6868 ext 3826
minh.nguyen@yuanta.com.vn

Quách Đức Khánh

高級分析專員

+84 28 3622 6868 ext 3833
khanh.quach@yuanta.com.vn

Nguyễn Trịnh Ngọc Hồng

分析專員

+84 28 3622 6868 ext 3832
hong.nguyen@yuanta.com.vn

Phạm Tân Phát

高級分析專員

+84 28 3622 6868 ext 3830
phat.pham@yuanta.com.vn

個人客戶業務部

Nguyễn Thanh Tùng

總公司業務經理

+84 28 3622 6868 ext 3609
tung.nguyen@yuanta.com.vn

Chung Kim Hoa

華人客戶部經理

+84 28 3622 6868 ext 3828
hoa.chung@yuanta.com.vn

Phù Vĩnh Qué

堤岸分行經理

+84 28 3622 6868
que.phu@yuanta.com.vn

Nguyễn Việt Quang

河內分行經理

+84 28 3622 6868 ext 3404
quang.nguyen@yuanta.com.vn

Võ Thị Thu Thủy

平陽分行經理

+84 28 3622 6868 ext 3505
thuy.vo@yuanta.com.vn

Bùi Quốc Phong

同奈分行經理

+84 28 3622 6868
phong.bui@yuanta.com.vn

Nguyễn Đức Hoàn

河內南部營業中心經理

+84 28 3622 6868 ext 3409
hoan.nguyen@yuanta.com.vn



We Create **Fortune**

Appendix A: Important Disclosures

Analyst Certification

Each research analyst primarily responsible for the content of this research report, in whole or in part, certifies that with respect to each security or issuer that the analyst covered in this report: (1) all of the views expressed accurately reflect his or her personal views about those securities or issuers; and (2) no part of his or her compensation was, is, or will be, directly or indirectly, related to the specific recommendations or views expressed by that research analyst in the research report.

Ratings Definitions

BUY: We have a positive outlook on the stock based on our expected absolute or relative return over the investment period. Our thesis is based on our analysis of the company's outlook, financial performance, catalysts, valuation and risk profile. We recommend investors add to their position.

HOLD-Outperform: In our view, the stock's fundamentals are relatively more attractive than peers at the current price. Our thesis is based on our analysis of the company's outlook, financial performance, catalysts, valuation and risk profile.

HOLD-Underperform: In our view, the stock's fundamentals are relatively less attractive than peers at the current price. Our thesis is based on our analysis of the company's outlook, financial performance, catalysts, valuation and risk profile.

SELL: We have a negative outlook on the stock based on our expected absolute or relative return over the investment period. Our thesis is based on our analysis of the company's outlook, financial performance, catalysts, valuation and risk profile. We recommend investors reduce their position.

Under Review: We actively follow the company, although our estimates, rating and target price are under review.

Restricted: The rating and target price have been suspended temporarily to comply with applicable regulations and/or Yuanta policies.

Note: Yuanta research coverage with a Target Price is based on an investment period of 12 months. Greater China Discovery Series coverage does not have a formal 12 month Target Price and the recommendation is based on an investment period specified by the analyst in the report.

Global Disclaimer

© 2018 Yuanta. All rights reserved. The information in this report has been compiled from sources we believe to be reliable, but we do not hold ourselves responsible for its completeness or accuracy. It is not an offer to sell or solicitation of an offer to buy any securities. All opinions and estimates included in this report constitute our judgment as of this date and are subject to change without notice.

This report provides general information only. Neither the information nor any opinion expressed herein constitutes an offer or invitation to make an offer to buy or sell securities or other investments. This material is prepared for general circulation to clients and is not intended to provide tailored investment advice and does not take into account the individual financial situation and objectives of any specific person who may receive this report. Investors should seek financial advice regarding the appropriateness of investing in any securities, investments or investment strategies discussed or recommended in this report. The information contained in this report has been compiled from sources believed to be reliable but no representation or warranty, express or implied, is made as to its accuracy, completeness or correctness. This report is not (and should not be construed as) a solicitation to act as securities broker or dealer in any jurisdiction by any person or company that is not legally permitted to carry on such business in that jurisdiction.

Yuanta research is distributed in the United States only to Major U.S. Institutional Investors (as defined in Rule 15a-6 under the Securities Exchange Act of 1934, as amended and SEC staff interpretations thereof). All transactions by a US person in the securities mentioned in this report must be effected through a registered broker-dealer under Section 15 of the Securities Exchange Act of 1934, as amended. Yuanta research is distributed in Taiwan by Yuanta Securities Investment Consulting. Yuanta research is distributed in Hong Kong by Yuanta Securities (Hong Kong) Co. Limited, which is licensed in Hong Kong by the Securities and Futures Commission for regulated activities, including Type 4 regulated activity (advising on securities). In Hong Kong, this research report may not be redistributed, retransmitted or disclosed, in whole or in part or any form or manner, without the express written