

當日期貨市場：8 月份期貨合約到期

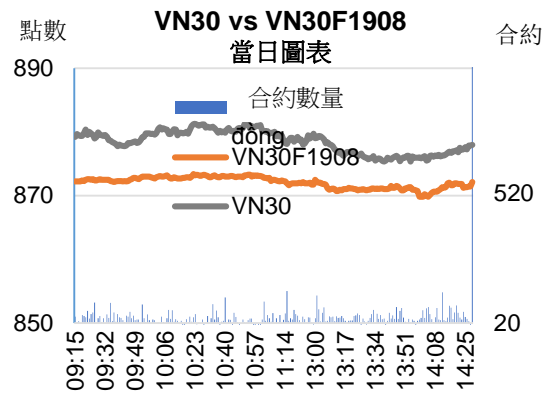
2019/8/14

合約走勢				
單位	收盤	+/-	成交量	到期日
VN30F1908	877.6	5.5	38,827	15/08
VN30F1909	870.9	3.4	22494	19/09
VN30F1912	872.0	2.7	99	19/12
VN30F2003	871.5	1.7	40	19/03

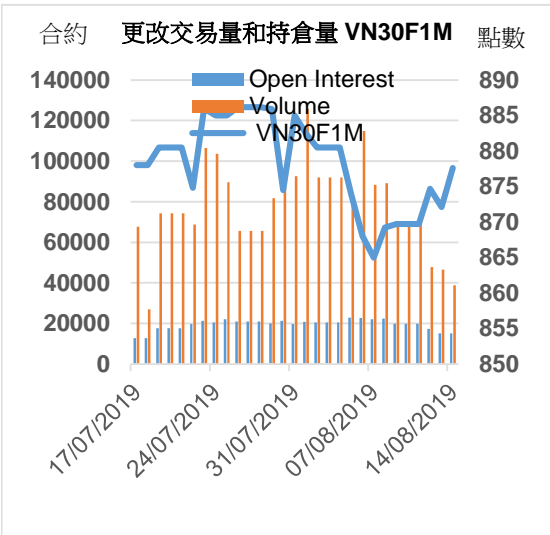
源自：Bloomberg - YSVN

技術信號

- 在 880 點關卡前，VN30F1908 走弱，對於長紅色蠟燭的短期看漲通道線的上限。相當於短期上行通道線的上限，紅色長蠟燭。RSI 指標顯示出下跌趨勢，表明面對於阻力區前，上漲趨勢出現減弱的跡象。盤尾時形成的調整信號，意味著隔天交易可能會維持調整。
- VN30F1908 的主流趨勢仍不明確，可能會在 869 - 880 點區間盤整。然而，8 月份的合約即將到期，因此投資者應考慮下個月的合約交易。



源自：Bloomberg - YSVN



源自：Bloomberg - YSVN

投資策略

- 當日策略 (Intraday)：投資者可以開 Short VN30F1908，停損位 880 點和目標位 870-873 點。
- 短期內的主要趨勢策略 (Daily)：當期貨即將到期，投資者應觀市並且集中於當日的策略。

趨勢	VN30F1908-Daily	VN30F1908-1H
短期	下跌	下跌
支撐 1	856	869
支撐 2	840	861
阻力 1	887	880
阻力 2	890	887

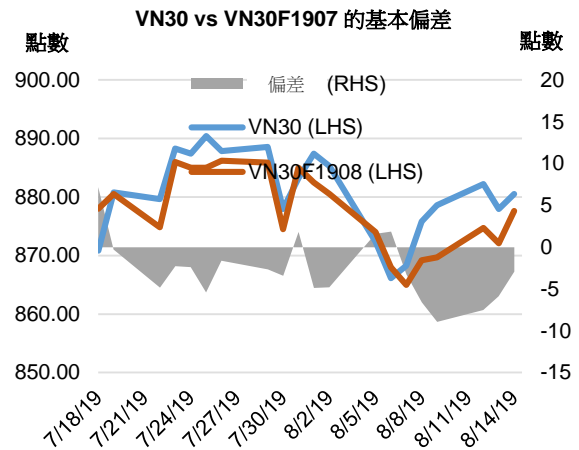
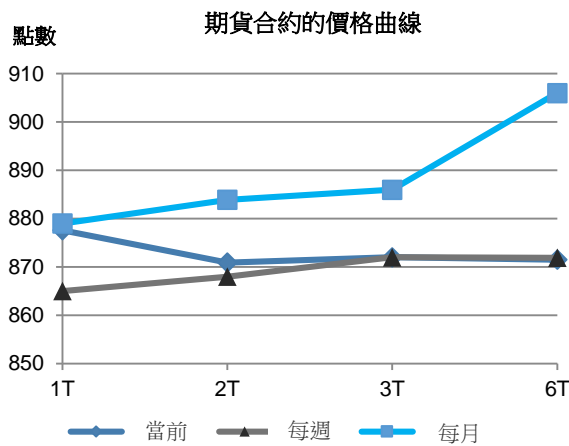


Pham Tan Phat  
高級分析專員  
Email: [phat.pham@yuanta.com.vn](mailto:phat.pham@yuanta.com.vn)  
Phone: (084) 28 3622 6868 ext 3880



We Create Fortune

期貨合約								
	收盤價	+/-	+/- %	成交量	+/- %	Fair Value	最後清算日	剩餘時間
	單位：點	點	%	合約		單位：點		日
VN30 Index	880.5	2.5	0.3%	0				
VN30F1908	877.6	5.5	0.6%	38,827	-16.44%	880	15/08/2019	3
VN30F1909	870.9	3.4	0.4%	22,494	56.56%	885	19/09/2019	38
VN30F1912	872.0	2.7	0.3%	99	110.64%	897	19/12/2019	129
VN30F2003	871.5	1.7	0.2%	40	-16.67%	910	19/03/2020	220



Leader 熱門股	影響 點數	Laggard 熱門股	影響 點數
TCB	0.63	VJC	-0.34
FPT	0.53	PNJ	-0.32
VNM	0.49	EIB	-0.15
MWG	0.44	VRE	-0.12
VPB	0.36	STB	-0.12

價格上漲 熱門股	%	價格下跌 熱門股	%
CTD	2.82	PNJ	-1.49
BVH	1.55	SBT	-1.25
FPT	1.33	ROS	-1.11
TCB	0.97	DPM	-1.07
HDB	0.96	GMD	-0.74



We Create Fortune

VN30 指數股票名單

股票代碼	企業名稱	產業	比重	收盤價	資本	PER	PBR	3個月成交量	外資持股	52週走高	52週走低
		單位	%	VND	Bil. VND	x	x	'000 股	%	VND	VND
BID	越南投資與發展商業股份銀行	金融	0.9%	35,100	119,997	16.7	2.2	1,079	3%	37,600	27,600
CTD	Coteccons 建築股份公司	工業	0.7%	102,000	7,791	7.6	1.0	104	49%	170,000	96,600
CTG	越南工商股份銀行	金融	1.0%	20,500	76,330	13.9	1.1	2,836	30%	28,300	17,700
BVH	Bao Viet (保越) 集團	金融	0.9%	78,500	55,020	52.2	3.6	290	26%	104,000	71,400
DPM	油氣化學原料 – 化肥股份公司	原材料	0.3%	13,850	5,420	16.5	0.7	531	20%	23,700	13,400
EIB	越南進出口貿易股份銀行	金融	2.8%	17,100	21,023	47.3	1.4	241	30%	19,100	13,100
FPT	FPT 發展投資工藝股份公司	CNTT	4.6%	53,200	36,084	12.2	2.7	1,335	49%	53,700	36,364
GAS	越南氣體總公司 – 股份公司	公用服務	1.5%	100,900	193,118	16.8	4.3	286	4%	125,000	82,400
GMD	Gemadept 運輸股份公司	工業	1.1%	27,000	8,017	14.3	1.3	421	49%	29,900	23,800
HDB	胡志明市發展商業股份銀行	金融	2.9%	26,300	25,800	9.1	1.7	1,390	24%	39,750	24,450
HPG	Hoa Phat (和發) 集團股份公司	原材料	6.1%	23,450	64,747	8.1	1.5	5,075	38%	33,038	20,300
MBB	軍隊貿易股份銀行	金融	4.5%	22,300	47,129	6.9	1.4	2,772	20%	24,500	18,050
MSN	Masan 集團股份公司	必需消費品	5.6%	75,600	88,372	22.9	2.8	435	40%	97,200	71,000
MWG	世界移動通信投資股份公司	非必需消費品	5.4%	118,900	52,635	15.1	5.1	783	49%	119,500	78,452
NVL	Nova 房地產投資集團股份公司	房地產	3.5%	60,200	56,013	16.8	2.8	518	7%	74,700	53,700
PNJ	Phu Nhuan (富潤) 珠寶股份公司	非必需消費品	2.4%	85,700	19,083	18.1	4.7	582	49%	87,900	64,800
REE	冷機電股份公司	工業	1.0%	35,900	11,131	6.8	1.2	654	49%	37,550	29,450
ROS	FLC Faros 建築股份公司	工業	0.7%	26,700	15,155	74.4	2.6	10,553	3%	44,000	26,150
SAB	Sai Gon (西貢) 飲料-酒-啤酒股份公司	必需消費品	3.1%	277,000	177,635	41.1	10.1	32	63%	291,000	207,300
SBT	Bien Hoa – Thanh Thanh Cong (邊和 – 成成功) 股份公司	必需消費品	0.7%	15,800	8,297	29.2	1.4	1,429	6%	21,557	15,094
SSI	SSI 西貢證券股份公司	金融	1.1%	21,800	11,100	10.9	1.2	1,272	58%	33,800	20,750
STB	西貢商信銀行 (sacombank)	金融	2.8%	10,150	18,307	8.4	0.7	3,069	13%	14,400	10,150
TCB	越南技商股份銀行 (Techcombank)	金融	7.5%	20,850	72,904	8.3	1.3	2,001	23%	30,250	19,900
VCB	越南外商貿易股份銀行	金融	3.6%	76,300	282,987	16.1	3.7	766	24%	82,500	51,000
VHM	Vinhomes 股份公司	房地產	4.6%	83,000	278,010	18.4	6.4	881	15%	96,700	60,000
VIC	Vingroup 集團股份公司	房地產	7.9%	118,600	396,828	70.9	4.8	423	15%	125,100	89,800
VJC	Vietjet 越捷航空股份公司	工業	5.6%	131,600	71,276	13.4	5.1	645	20%	158,000	107,300
VNM	越南牛奶股份公司	必需消費品	9.5%	118,700	206,702	21.7	7.3	720	59%	152,600	111,500
VPB	Viet Nam Thinh Vuong (越南繁榮) 貿易股份銀行	金融	5.2%	19,250	47,292	6.5	1.2	1,717	23%	27,850	17,500
VRE	Vincom Retail 股份公司	房地產	2.4%	34,700	80,810	33.6	2.8	1,597	32%	39,950	26,700



We Create **Fortune**

## 元大證券（越南）公司

### 個人客戶分析部

**Nguyễn Thế Minh**

研究分析經理

+84 28 3622 6868 ext 3826

minh.nguyen@yuanta.com.vn

**Quách Đức Khánh**

高級分析專員

+84 28 3622 6868 ext 3833

khanh.quach@yuanta.com.vn

**Nguyễn Trịnh Ngọc Hồng**

分析專員

+84 28 3622 6868 ext 3832

hong.nguyen@yuanta.com.vn

**Phạm Tấn Phát**

高級分析專員

+84 28 3622 6868 ext 3832

phat.pham@yuanta.com.vn

**Đặng Phi Phôn**

分析專員

+84 28 3622 6868 ext

phon.dang@yuanta.com.vn

### 個人客戶業務部

**Nguyễn Thanh Tùng**

總公司業務經理

+84 28 3622 6868 ext 3609

tung.nguyen@yuanta.com.vn

**Nguyễn Việt Quang**

河內分行經理

+84 28 3622 6868 ext 3404

quang.nguyen@yuanta.com.vn

**Nguyễn Đức Hoàn**

河內南部營業中心經理

+84 28 3622 6868 ext 3409

hoan.nguyen@yuanta.com.vn

**Chung Kim Hoa**

華人客戶部經理

+84 28 3622 6868 ext 3828

hoa.chung@yuanta.com.vn

**Võ Thị Thu Thủy**

平陽分行經理

+84 28 3622 6868 ext 3505

thuy.vo@yuanta.com.vn

**Võ Đình Tuấn**

峴港分行經理

+84 28 3622 6868 ext 3301

tuan.vo@yuanta.com.vn

**Phù Vĩnh Quế**

堤岸分行經理

+84 28 3622 6868

que.phu@yuanta.com.vn

**Bùi Quốc Phong**

同奈分行經理

+84 28 3622 6868

phong.bui@yuanta.com.vn



We Create **Fortune**

## Appendix A: Important Disclosures

### Analyst Certification

Each research analyst primarily responsible for the content of this research report, in whole or in part, certifies that with respect to each security or issuer that the analyst covered in this report: (1) all of the views expressed accurately reflect his or her personal views about those securities or issuers; and (2) no part of his or her compensation was, is, or will be, directly or indirectly, related to the specific recommendations or views expressed by that research analyst in the research report.

### Ratings Definitions

**BUY:** We have a positive outlook on the stock based on our expected absolute or relative return over the investment period. Our thesis is based on our analysis of the company's outlook, financial performance, catalysts, valuation and risk profile. We recommend investors add to their position.

**HOLD-Outperform:** In our view, the stock's fundamentals are relatively more attractive than peers at the current price. Our thesis is based on our analysis of the company's outlook, financial performance, catalysts, valuation and risk profile.

**HOLD-Underperform:** In our view, the stock's fundamentals are relatively less attractive than peers at the current price. Our thesis is based on our analysis of the company's outlook, financial performance, catalysts, valuation and risk profile.

**SELL:** We have a negative outlook on the stock based on our expected absolute or relative return over the investment period. Our thesis is based on our analysis of the company's outlook, financial performance, catalysts, valuation and risk profile. We recommend investors reduce their position.

**Under Review:** We actively follow the company, although our estimates, rating and target price are under review.

**Restricted:** The rating and target price have been suspended temporarily to comply with applicable regulations and/or Yuanta policies.

Note: Yuanta research coverage with a Target Price is based on an investment period of 12 months. Greater China Discovery Series coverage does not have a formal 12 month Target Price and the recommendation is based on an investment period specified by the analyst in the report.

### Global Disclaimer

© 2018 Yuanta. All rights reserved. The information in this report has been compiled from sources we believe to be reliable, but we do not hold ourselves responsible for its completeness or accuracy. It is not an offer to sell or solicitation of an offer to buy any securities. All opinions and estimates included in this report constitute our judgment as of this date and are subject to change without notice.

This report provides general information only. Neither the information nor any opinion expressed herein constitutes an offer or invitation to make an offer to buy or sell securities or other investments. This material is prepared for general circulation to clients and is not intended to provide tailored investment advice and does not take into account the individual financial situation and objectives of any specific person who may receive this report. Investors should seek financial advice regarding the appropriateness of investing in any securities, investments or investment strategies discussed or recommended in this report. The information contained in this report has been compiled from sources believed to be reliable but no representation or warranty, express or implied, is made as to its accuracy, completeness or correctness. This report is not (and should not be construed as) a solicitation to act as securities broker or dealer in any jurisdiction by any person or company that is not legally permitted to carry on such business in that jurisdiction.

Yuanta research is distributed in the United States only to Major U.S. Institutional Investors (as defined in Rule 15a-6 under the Securities Exchange Act of 1934, as amended and SEC staff interpretations thereof). All transactions by a US person in the securities mentioned in this report must be effected through a registered broker-dealer under Section 15 of the Securities Exchange Act of 1934, as amended. Yuanta research is distributed in Taiwan by Yuanta Securities Investment Consulting. Yuanta research is distributed in Hong Kong by Yuanta Securities (Hong Kong) Co. Limited, which is licensed in Hong Kong by the Securities and Futures Commission for regulated activities, including Type 4 regulated activity (advising on securities). In Hong Kong, this research report may not be redistributed, retransmitted or disclosed, in whole or in part or any form or manner, without the express written