

當日期貨市場：意外轉跌

2019/8/14

合約走勢				
單位	收盤	+/-	成交量	到期日
VN30F1908	890.4	12.8	29,669	15/08
VN30F1909	877.0	6.1	53379	19/09
VN30F1912	872.0	0.0	273	19/12
VN30F2003	874.0	2.5	67	19/03

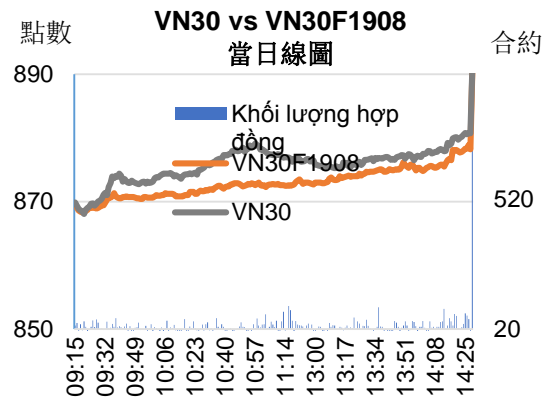
源自：Bloomberg - YSVN

技術信號

- VN30F1909 徹底打破短期價格下跌的通道線時，出現逆勢反彈的跡象。30 分鐘的信號顯示強勁的買入跡象，且短期上漲衝力還會在下一交易日繼續出現。短期目標相當於 885 - 890 點。
- 主流趨勢更加積極開出盤整 - 上漲的局面，目前的回調目標為 895 點。

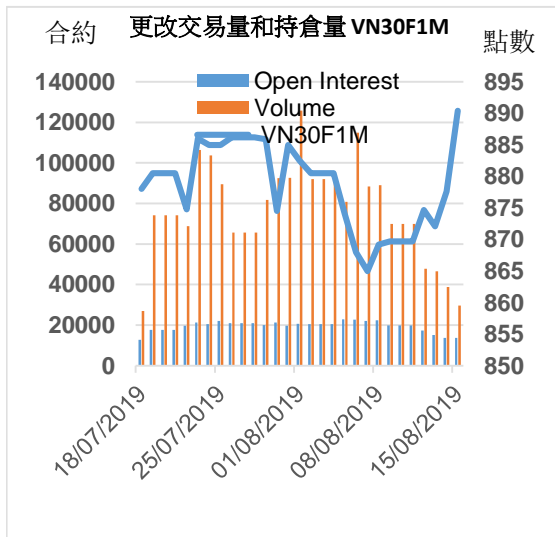
投資策略

- 當日策略 (Intraday)：當天 ATC 盤的強勁波動，承受風險的投資者可以 Long ATO 並且在 885-890 點區間短期內停利拋售，並當價格跌破 875 點時停損拋售。
- 短期內的主要趨勢策略 (Daily)：投資者可以在 895 點目標開 Long，並當收盤價在 870 點以下時停損拋售。



源自：Bloomberg - YSVN

趨勢	VN30F1909-Daily	VN30F1909-1H
短期	持平	上漲
支撐 1	860	873
支撐 2	840	861
阻力 1	890	885
阻力 2	910	887



源自：Bloomberg - YSVN

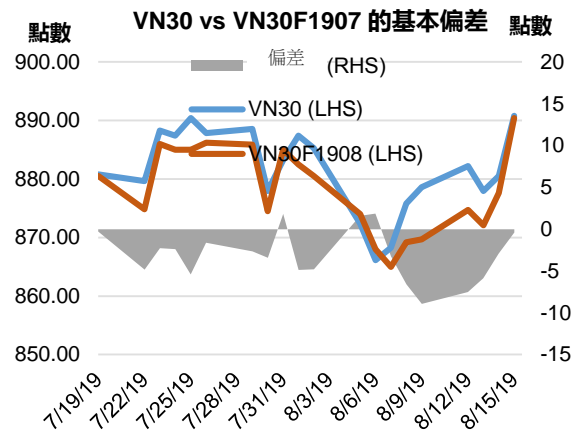
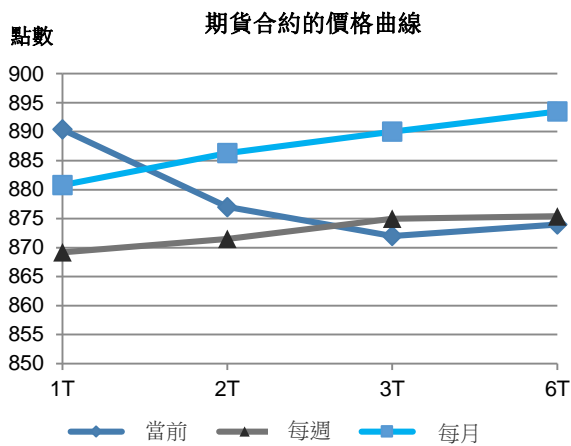


Pham Tan Phat
高級分析專員
Email: phat.pham@yuanta.com.vn
Phone: (084) 28 3622 6868 ext 3880



We Create Fortune

期貨合約								
	收盤價	+/-	+/- %	成交量	+/- %	Fair Value	最後清算日	剩餘時間
	單位：點	點	%	合約		單位：點		日
VN30 Index	890.8	10.3	1.2%	0				
VN30F1908	890.4	12.8	1.5%	29,669	-23.59%		15/08/2019	0
VN30F1909	877.0	6.1	0.7%	53,379	137.30%	895	19/09/2019	35
VN30F1912	872.0	0.0	0.0%	273	175.76%	907	19/12/2019	126
VN30F2003	874.0	2.5	0.3%	67	67.50%	920	19/03/2020	217



Leader 熱門股	影響 點數	Laggard 熱門股	影響 點數
VNM	2.33	VJC	-0.49
VIC	1.41	HPG	-0.46
EIB	1.31	FPT	-0.15
VCB	1.12	ROS	-0.07
NVL	0.88	CTG	-0.04

價格上漲 熱門股	%	價格下跌 熱門股	%
EIB	5.26	ROS	-1.12
VCB	3.54	VJC	-0.99
GMD	3.52	HPG	-0.85
SAB	2.89	CTG	-0.49
NVL	2.82	FPT	-0.38



We Create Fortune

VN30 指數股票名單

股票代碼	企業名稱	產業	比重	收盤價	資本	PER	PBR	3個月成交量	外資持股	52週走高	52週走低
		單位	%	VND	Tỷ VND	x	x	'000 cp	%	VND	VND
BID	越南投資與發展商業股份銀行	金融	0.9%	35,100	119,997	16.7	2.2	1,075	3%	37,600	27,600
CTD	Coteccons 建築股份公司	工業	0.7%	101,900	7,783	7.6	1.0	104	49%	170,000	96,600
CTG	越南工商股份銀行	金融	1.0%	20,400	75,957	13.9	1.1	2,848	30%	28,300	17,700
BVH	Bao Viet (保越) 集團	金融	0.9%	78,400	54,949	52.2	3.6	280	26%	104,000	71,400
DPM	油氣化學原料 – 化肥股份公司	原材料	0.3%	13,850	5,420	16.5	0.7	537	20%	23,700	13,400
EIB	越南進出口貿易股份銀行	金融	2.9%	18,000	22,130	49.8	1.4	239	30%	19,100	13,100
FPT	FPT 發展投資工藝股份公司	CNTT	4.5%	53,000	35,949	12.2	2.7	1,354	49%	53,700	36,364
GAS	越南氣體總公司 – 股份公司	公用服務	1.5%	100,900	193,118	16.8	4.3	285	4%	125,000	82,400
GMD	Gemadep 運輸股份公司	工業	1.2%	27,950	8,299	14.8	1.4	425	49%	29,900	23,800
HDB	胡志明市發展商業股份銀行	金融	2.8%	26,350	25,849	9.1	1.7	1,361	24%	39,750	24,450
HPG	Hoa Phat (和發) 集團股份公司	原材料	6.0%	23,250	64,195	8.0	1.5	5,058	38%	33,038	20,300
MBB	軍隊貿易股份銀行	金融	4.4%	22,300	47,129	6.9	1.4	2,776	20%	24,400	18,050
MSN	Masan 集團股份公司	必需消費品	5.6%	76,100	88,957	23.0	2.8	437	40%	97,200	71,000
MWG	世界移動通信投資股份公司	非必需消費品	5.4%	120,000	53,122	15.2	5.1	790	49%	120,000	78,452
NVL	Nova 房地產投資集團股份公司	房地產	3.6%	61,900	57,595	17.3	2.8	519	7%	74,700	53,700
PNJ	Phu Nhuan (富潤) 珠寶股份公司	非必需消費品	2.4%	86,600	19,283	18.3	4.7	590	49%	87,900	64,800
REE	冷機電股份公司	工業	1.0%	36,550	11,332	6.9	1.2	654	49%	38,050	29,450
ROS	FLC Faros 建築股份公司	工業	0.7%	26,400	14,985	73.5	2.5	10,601	3%	44,000	25,950
SAB	Sai Gon (西貢) 飲料-酒-啤酒股份公司	必需消費品	3.1%	285,000	182,765	42.3	10.4	32	63%	291,000	207,300
SBT	Bien Hoa – Thanh Thanh Cong (邊和 – 成成功) 股份公司	必需消費品	0.7%	16,100	8,455	29.7	1.4	1,424	6%	21,557	15,400
SSI	SSI 西貢證券股份公司	金融	1.0%	21,850	11,125	10.9	1.2	1,280	58%	33,800	20,750
STB	西貢商信銀行 (sacombank)	金融	2.8%	10,350	18,668	8.6	0.7	3,094	13%	14,400	10,000
TCB	越南技商股份銀行 (Techcombank)	金融	7.5%	21,000	73,428	8.3	1.3	2,003	23%	30,250	19,900
VCB	越南外商貿易股份銀行	金融	3.7%	79,000	293,001	16.7	3.8	765	24%	82,500	51,000
VHM	Vinhomes 股份公司	房地產	4.6%	84,000	281,359	18.7	6.5	878	15%	96,700	60,000
VIC	Vingroup 集團股份公司	房地產	8.0%	121,000	404,858	72.3	4.9	421	15%	125,100	89,800
VJC	Vietjet 越捷航空股份公司	工業	5.5%	130,300	70,572	13.2	5.0	651	20%	158,000	107,300
VNM	越南牛奶股份公司	必需消費品	9.7%	122,000	212,448	22.3	7.5	715	59%	152,600	111,500
VPB	Viet Nam Thịnh Vuong (越南繁榮) 貿易股份銀行	金融	5.2%	19,300	47,415	6.5	1.2	1,713	23%	27,500	17,500
VRE	Vincom Retail 股份公司	房地產	2.4%	35,400	82,440	34.3	2.9	1,589	32%	39,950	26,700



We Create **Fortune**

元大證券（越南）公司

個人客戶分析部

Nguyễn Thế Minh

研究分析經理

+84 28 3622 6868 ext 3826

minh.nguyen@yuanta.com.vn

Quách Đức Khánh

高級分析專員

+84 28 3622 6868 ext 3833

khanh.quach@yuanta.com.vn

Nguyễn Trịnh Ngọc Hồng

分析專員

+84 28 3622 6868 ext 3832

hong.nguyen@yuanta.com.vn

Phạm Tấn Phát

高級分析專員

+84 28 3622 6868 ext 3832

phat.pham@yuanta.com.vn

Đặng Phi Phôn

分析專員

+84 28 3622 6868 ext

phon.dang@yuanta.com.vn

個人客戶業務部

Nguyễn Thanh Tùng

總公司業務經理

+84 28 3622 6868 ext 3609

tung.nguyen@yuanta.com.vn

Nguyễn Việt Quang

河內分行經理

+84 28 3622 6868 ext 3404

quang.nguyen@yuanta.com.vn

Nguyễn Đức Hoàn

河內南部營業中心經理

+84 28 3622 6868 ext 3409

hoan.nguyen@yuanta.com.vn

Chung Kim Hoa

華人客戶部經理

+84 28 3622 6868 ext 3828

hoa.chung@yuanta.com.vn

Võ Thị Thu Thủy

平陽分行經理

+84 28 3622 6868 ext 3505

thuy.vo@yuanta.com.vn

Võ Đình Tuấn

峴港分行經理

+84 28 3622 6868 ext 3301

tuan.vo@yuanta.com.vn

Phù Vĩnh Quế

堤岸分行經理

+84 28 3622 6868

que.phu@yuanta.com.vn

Bùi Quốc Phong

同奈分行經理

+84 28 3622 6868

phong.bui@yuanta.com.vn



We Create **Fortune**

Appendix A: Important Disclosures

Analyst Certification

Each research analyst primarily responsible for the content of this research report, in whole or in part, certifies that with respect to each security or issuer that the analyst covered in this report: (1) all of the views expressed accurately reflect his or her personal views about those securities or issuers; and (2) no part of his or her compensation was, is, or will be, directly or indirectly, related to the specific recommendations or views expressed by that research analyst in the research report.

Ratings Definitions

BUY: We have a positive outlook on the stock based on our expected absolute or relative return over the investment period. Our thesis is based on our analysis of the company's outlook, financial performance, catalysts, valuation and risk profile. We recommend investors add to their position.

HOLD-Outperform: In our view, the stock's fundamentals are relatively more attractive than peers at the current price. Our thesis is based on our analysis of the company's outlook, financial performance, catalysts, valuation and risk profile.

HOLD-Underperform: In our view, the stock's fundamentals are relatively less attractive than peers at the current price. Our thesis is based on our analysis of the company's outlook, financial performance, catalysts, valuation and risk profile.

SELL: We have a negative outlook on the stock based on our expected absolute or relative return over the investment period. Our thesis is based on our analysis of the company's outlook, financial performance, catalysts, valuation and risk profile. We recommend investors reduce their position.

Under Review: We actively follow the company, although our estimates, rating and target price are under review.

Restricted: The rating and target price have been suspended temporarily to comply with applicable regulations and/or Yuanta policies.

Note: Yuanta research coverage with a Target Price is based on an investment period of 12 months. Greater China Discovery Series coverage does not have a formal 12 month Target Price and the recommendation is based on an investment period specified by the analyst in the report.

Global Disclaimer

© 2018 Yuanta. All rights reserved. The information in this report has been compiled from sources we believe to be reliable, but we do not hold ourselves responsible for its completeness or accuracy. It is not an offer to sell or solicitation of an offer to buy any securities. All opinions and estimates included in this report constitute our judgment as of this date and are subject to change without notice.

This report provides general information only. Neither the information nor any opinion expressed herein constitutes an offer or invitation to make an offer to buy or sell securities or other investments. This material is prepared for general circulation to clients and is not intended to provide tailored investment advice and does not take into account the individual financial situation and objectives of any specific person who may receive this report. Investors should seek financial advice regarding the appropriateness of investing in any securities, investments or investment strategies discussed or recommended in this report. The information contained in this report has been compiled from sources believed to be reliable but no representation or warranty, express or implied, is made as to its accuracy, completeness or correctness. This report is not (and should not be construed as) a solicitation to act as securities broker or dealer in any jurisdiction by any person or company that is not legally permitted to carry on such business in that jurisdiction.

Yuanta research is distributed in the United States only to Major U.S. Institutional Investors (as defined in Rule 15a-6 under the Securities Exchange Act of 1934, as amended and SEC staff interpretations thereof). All transactions by a US person in the securities mentioned in this report must be effected through a registered broker-dealer under Section 15 of the Securities Exchange Act of 1934, as amended. Yuanta research is distributed in Taiwan by Yuanta Securities Investment Consulting. Yuanta research is distributed in Hong Kong by Yuanta Securities (Hong Kong) Co. Limited, which is licensed in Hong Kong by the Securities and Futures Commission for regulated activities, including Type 4 regulated activity (advising on securities). In Hong Kong, this research report may not be redistributed, retransmitted or disclosed, in whole or in part or any form or manner, without the express written