

當日期貨市場：累積

2019/8/20

合約走勢				
	收盤	+/-	成交量	到期日
單位	點數	點數	合約	日期
VN30F1909	882.3	-1.2	66,158	19/09
VN30F1910	881.0	-0.1	205	17/10
VN30F1912	881.1	0.2	65	19/12
VN30F2003	879.1	-1.9	10	19/03

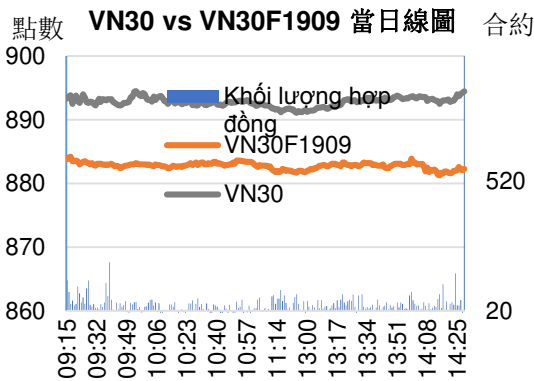
源自：Bloo

技術信號

- VN30F1909 繼續在 881 - 884.5 點小幅累積。這表明市場狀況猶豫不決，需要 break-out 突破信號來確認趨勢。具體，價格需突破 884.8 點以確認上漲趨勢。相反，若價格突破 880 點，VN30F1908 可以調整至 878 點左右。
- MACD 趨勢指標仍維持在 0 關卡以上，而 MA (MA(21), MA(55), MA(89))在 15 分鐘內仍仍持平，因此上漲趨勢尚未逆轉。

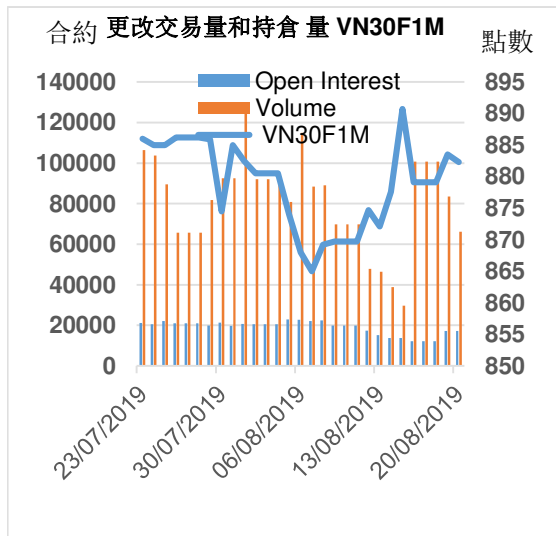
技術信號

- 當日策略 (Intraday)：以低比例開買口，並當價格突破 876 點時停損。當價格突破 884.8 點，目標 888-890 點時增加買口。
- 短期內的主要趨勢策略 (Daily)：當主要趨勢仍處於持平-sideway 狀態時，投資者應集中於當日策略。



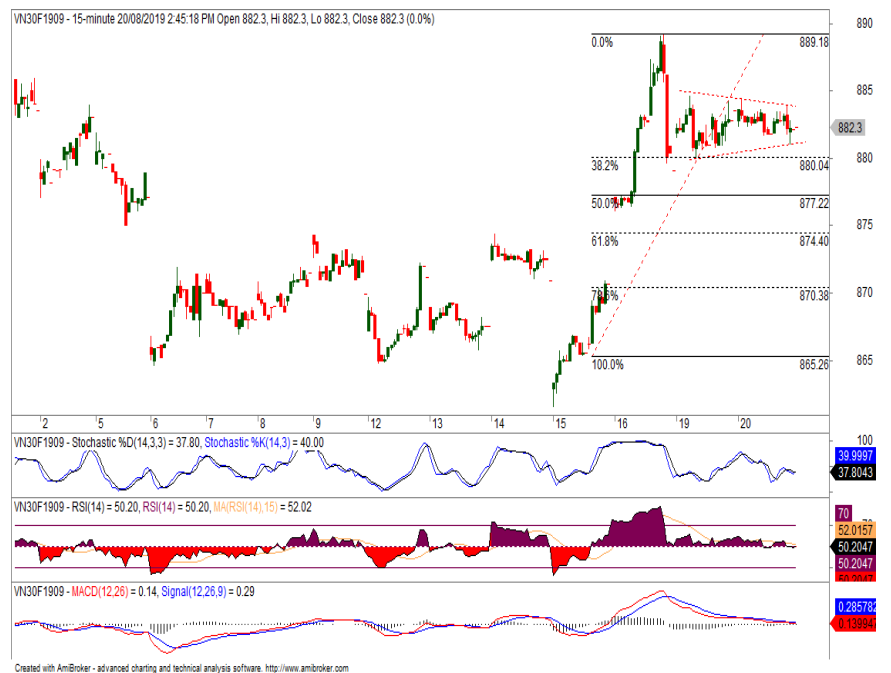
源自：Bloomberg - YSVN

趨勢	VN30F1909-Daily	VN30F1909-1H
短期	持平	上漲
支撐 1	860	880
支撐 2	840	877
阻力 1	890	885
阻力 2	910	890



源自：Bloomberg - YSVN

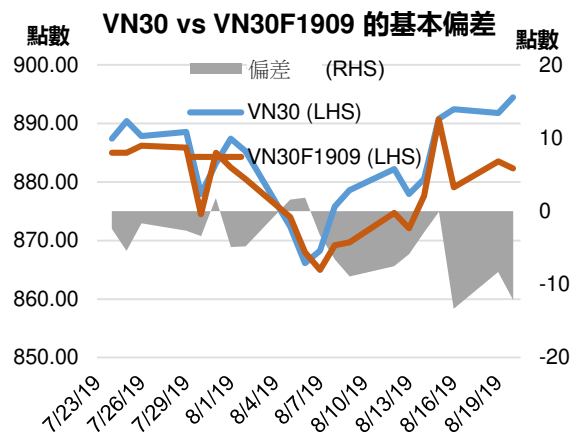
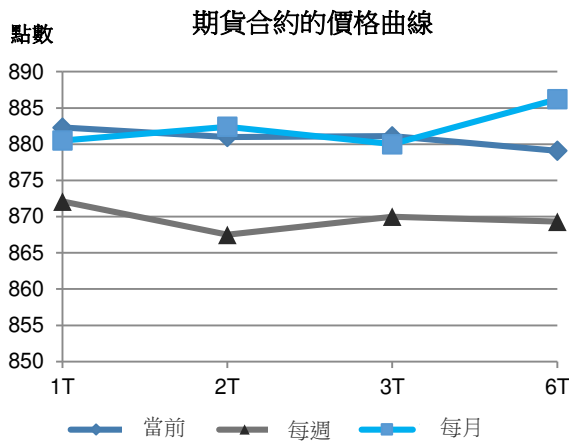
Pham Tan Phat
高級分析專員
Email: phat.pham@yuanta.com.vn
Phone: (084) 28 3622 6868 ext 3880





We Create Fortune

期貨合約								
	收盤價	+/-	+/- %	成交量	+/- %	Fair Value	最後清算日	剩餘時間
	單位：點	點	%	合約		單位：點		日
VN30 Index	894.5	2.7	0.3%	0				
VN30F1909	882.3	-1.2	-0.1%	66,158	-20.79%	898	19/09/2019	32
VN30F1910	881.0	-0.1	0.0%	205	-12.02%	902	17/10/2019	60
VN30F1912	881.1	0.2	0.0%	65	-32.99%	911	19/12/2019	123
VN30F2003	879.1	-1.9	-0.2%	10	-72.97%	923	19/03/2020	214



上漲排名/ 前 5 檔	影響 點數	下跌排名/ 前 5 檔	影響 點數
VHM	1.23	MSN	-0.59
FPT	1.21	VIC	-0.53
MWG	0.84	VNM	-0.35
NVL	0.47	HPG	-0.35
PNJ	0.22	VJC	-0.19

股價上漲 前 5 檔	%	股價下跌 前 5 檔	%
FPT	3.05	REE	-1.33
VHM	2.97	CTD	-1.26
MWG	1.78	MSN	-1.17
GMD	1.75	BVH	-0.90
NVL	1.45	VIC	-0.74



We Create Fortune

VN30 指數股票名單

股票代碼	企業名稱	產業	比重	收盤價	資本	PER	PBR	3個月成交量	外資持股	52週走高	52週走低
		單位	%	VND	Tỷ VND	x	x	'000 cp	%	VND	VND
BID	越南投資與發展商業股份銀行	金融	1.0%	36,800	125,809	17.5	2.3	1,101	3%	37,600	27,600
CTD	Coteccons 建築股份公司	工業	0.7%	101,700	7,768	7.6	1.0	101	49%	170,000	96,600
CTG	越南工商股份銀行	金融	1.0%	20,600	76,702	14.0	1.1	2,830	30%	28,300	17,700
BVH	Bao Viet (保越) 集團	金融	0.8%	77,000	53,968	51.2	3.5	253	26%	104,000	71,400
DPM	油氣化學原料 – 化肥股份公司	原材料	0.3%	13,750	5,381	16.4	0.7	550	20%	23,700	13,400
EIB	越南進出口貿易股份銀行	金融	2.8%	17,400	21,392	48.1	1.4	239	30%	19,100	13,100
FPT	FPT 發展投資工藝股份公司	CNTT	4.6%	54,000	36,627	12.4	2.8	1,414	49%	55,100	36,364
GAS	越南氣體總公司 – 股份公司	公用服務	1.5%	103,000	197,137	17.0	4.4	285	4%	125,000	82,400
GMD	Gemadep 運輸股份公司	工業	1.2%	29,000	8,611	15.4	1.4	481	49%	29,900	23,800
HDB	胡志明市發展商業股份銀行	金融	2.8%	26,300	25,800	9.1	1.7	1,329	24%	39,750	24,450
HPG	Hoa Phat (和發) 集團股份公司	原材料	5.9%	22,900	63,229	7.9	1.4	5,270	38%	33,038	20,300
MBB	軍隊貿易股份銀行	金融	4.4%	22,150	46,812	6.9	1.4	2,862	20%	24,400	18,050
MSN	Masan 集團股份公司	必需消費品	5.5%	76,200	89,074	23.1	2.8	442	40%	97,200	71,000
MWG	世界移動通信投資股份公司	非必需消費品	5.4%	120,000	53,122	15.2	5.1	826	49%	122,400	78,452
NVL	Nova 房地產投資集團股份公司	房地產	3.7%	63,000	58,618	17.6	2.9	521	7%	74,700	53,700
PNJ	Phu Nhuan (富潤) 珠寶股份公司	非必需消費品	2.4%	85,800	19,105	18.2	4.7	610	49%	89,300	64,800
REE	冷機電股份公司	工業	1.0%	37,000	11,472	7.0	1.2	747	49%	38,050	29,450
ROS	FLC Faros 建築股份公司	工業	0.7%	25,600	14,531	71.3	2.4	10,669	3%	43,500	25,000
SAB	Sai Gon (西貢) 飲料-酒-啤酒股份公司	必需消費品	3.0%	276,500	177,314	41.1	10.1	32	63%	291,000	208,600
SBT	Bien Hoa – Thanh Thanh Cong (邊和 – 成成功) 股份公司	必需消費品	0.7%	16,200	8,507	29.9	1.5	1,417	6%	21,557	15,400
SSI	SSI 西貢證券股份公司	金融	1.1%	22,100	11,253	11.1	1.2	1,253	58%	33,800	20,750
STB	西貢商信銀行 (sacombank)	金融	2.7%	10,300	18,578	8.5	0.7	3,092	13%	14,400	10,000
TCB	越南技商股份銀行 (Techcombank)	金融	7.6%	21,550	75,352	8.6	1.3	2,059	23%	30,250	19,900
VCB	越南外商貿易股份銀行	金融	3.6%	76,900	285,213	16.3	3.7	769	24%	82,500	51,000
VHM	Vinhomes 股份公司	房地產	4.8%	86,700	290,403	19.3	6.7	847	15%	96,700	60,000
VIC	Vingroup 集團股份公司	房地產	8.0%	121,000	404,858	72.3	4.9	407	15%	125,100	89,800
VJC	Vietjet 越捷航空股份公司	工業	5.5%	130,000	70,409	13.2	5.0	646	19%	158,000	107,300
VNM	越南牛奶股份公司	必需消費品	9.8%	124,400	216,627	22.8	7.6	725	59%	152,600	111,500
VPB	Viet Nam Thịnh Vuong (越南繁榮) 貿易股份銀行	金融	5.2%	19,500	47,907	6.5	1.3	1,733	23%	27,150	17,500
VRE	Vincom Retail 股份公司	房地產	2.4%	35,600	82,906	34.5	2.9	1,472	32%	39,950	26,700



We Create **Fortune**

元大證券（越南）公司

個人客戶分析部

Nguyễn Thế Minh

研究分析經理

+84 28 3622 6868 ext 3826

minh.nguyen@yuanta.com.vn

Quách Đức Khánh

高級分析專員

+84 28 3622 6868 ext 3833

khanh.quach@yuanta.com.vn

Nguyễn Trịnh Ngọc Hồng

分析專員

+84 28 3622 6868 ext 3832

hong.nguyen@yuanta.com.vn

Phạm Tấn Phát

高級分析專員

+84 28 3622 6868 ext 3832

phat.pham@yuanta.com.vn

Đặng Phi Phôn

分析專員

+84 28 3622 6868 ext

phon.dang@yuanta.com.vn

個人客戶業務部

Nguyễn Thanh Tùng

總公司業務經理

+84 28 3622 6868 ext 3609

tung.nguyen@yuanta.com.vn

Nguyễn Việt Quang

河內分行經理

+84 28 3622 6868 ext 3404

quang.nguyen@yuanta.com.vn

Nguyễn Đức Hoàn

河內南部營業中心經理

+84 28 3622 6868 ext 3409

hoan.nguyen@yuanta.com.vn

Chung Kim Hoa

華人客戶部經理

+84 28 3622 6868 ext 3828

hoa.chung@yuanta.com.vn

Võ Thị Thu Thủy

平陽分行經理

+84 28 3622 6868 ext 3505

thuy.vo@yuanta.com.vn

Võ Đình Tuấn

峴港分行經理

+84 28 3622 6868 ext 3301

tuan.vo@yuanta.com.vn

Phù Vĩnh Quế

堤岸分行經理

+84 28 3622 6868

que.phu@yuanta.com.vn

Bùi Quốc Phong

同奈分行經理

+84 28 3622 6868

phong.bui@yuanta.com.vn



We Create **Fortune**

Appendix A: Important Disclosures

Analyst Certification

Each research analyst primarily responsible for the content of this research report, in whole or in part, certifies that with respect to each security or issuer that the analyst covered in this report: (1) all of the views expressed accurately reflect his or her personal views about those securities or issuers; and (2) no part of his or her compensation was, is, or will be, directly or indirectly, related to the specific recommendations or views expressed by that research analyst in the research report.

Ratings Definitions

BUY: We have a positive outlook on the stock based on our expected absolute or relative return over the investment period. Our thesis is based on our analysis of the company's outlook, financial performance, catalysts, valuation and risk profile. We recommend investors add to their position.

HOLD-Outperform: In our view, the stock's fundamentals are relatively more attractive than peers at the current price. Our thesis is based on our analysis of the company's outlook, financial performance, catalysts, valuation and risk profile.

HOLD-Underperform: In our view, the stock's fundamentals are relatively less attractive than peers at the current price. Our thesis is based on our analysis of the company's outlook, financial performance, catalysts, valuation and risk profile.

SELL: We have a negative outlook on the stock based on our expected absolute or relative return over the investment period. Our thesis is based on our analysis of the company's outlook, financial performance, catalysts, valuation and risk profile. We recommend investors reduce their position.

Under Review: We actively follow the company, although our estimates, rating and target price are under review.

Restricted: The rating and target price have been suspended temporarily to comply with applicable regulations and/or Yuanta policies.

Note: Yuanta research coverage with a Target Price is based on an investment period of 12 months. Greater China Discovery Series coverage does not have a formal 12 month Target Price and the recommendation is based on an investment period specified by the analyst in the report.

Global Disclaimer

© 2018 Yuanta. All rights reserved. The information in this report has been compiled from sources we believe to be reliable, but we do not hold ourselves responsible for its completeness or accuracy. It is not an offer to sell or solicitation of an offer to buy any securities. All opinions and estimates included in this report constitute our judgment as of this date and are subject to change without notice.

This report provides general information only. Neither the information nor any opinion expressed herein constitutes an offer or invitation to make an offer to buy or sell securities or other investments. This material is prepared for general circulation to clients and is not intended to provide tailored investment advice and does not take into account the individual financial situation and objectives of any specific person who may receive this report. Investors should seek financial advice regarding the appropriateness of investing in any securities, investments or investment strategies discussed or recommended in this report. The information contained in this report has been compiled from sources believed to be reliable but no representation or warranty, express or implied, is made as to its accuracy, completeness or correctness. This report is not (and should not be construed as) a solicitation to act as securities broker or dealer in any jurisdiction by any person or company that is not legally permitted to carry on such business in that jurisdiction.

Yuanta research is distributed in the United States only to Major U.S. Institutional Investors (as defined in Rule 15a-6 under the Securities Exchange Act of 1934, as amended and SEC staff interpretations thereof). All transactions by a US person in the securities mentioned in this report must be effected through a registered broker-dealer under Section 15 of the Securities Exchange Act of 1934, as amended. Yuanta research is distributed in Taiwan by Yuanta Securities Investment Consulting. Yuanta research is distributed in Hong Kong by Yuanta Securities (Hong Kong) Co. Limited, which is licensed in Hong Kong by the Securities and Futures Commission for regulated activities, including Type 4 regulated activity (advising on securities). In Hong Kong, this research report may not be redistributed, retransmitted or disclosed, in whole or in part or any form or manner, without the express written