

當日期貨市場：會有可能反彈

2019/8/26

合約走勢				
單位	收盤	+/-	成交量	到期日
VN30F1909	885.5	-2.3	76,157	19/09
VN30F1910	882.2	-2.4	430	17/10
VN30F1912	881.1	-2.9	99	19/12
VN30F2003	882.0	-1.8	54	19/03

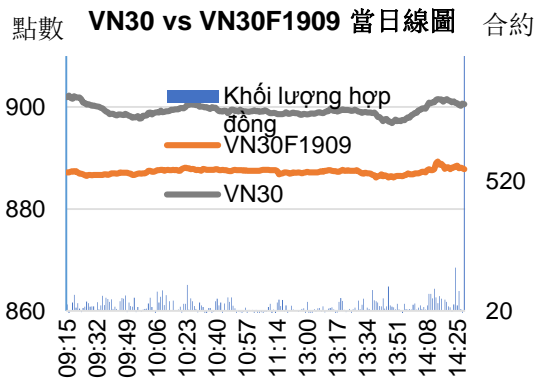
源自：Bloo

技術信號

- VN30F1909 從一開盤調整建造 Gap，但維持在 880 點關卡以上，並從此關卡回升。價格線圖仍處於 881 - 893 點累積波動時期，相對於向上三角形。
- Stochastic 隨機指標 (14,3,3) 指出能在 30 分鐘內買進，同時，RSI 也往上碰 MA10 給出信號買方再佔優勢。

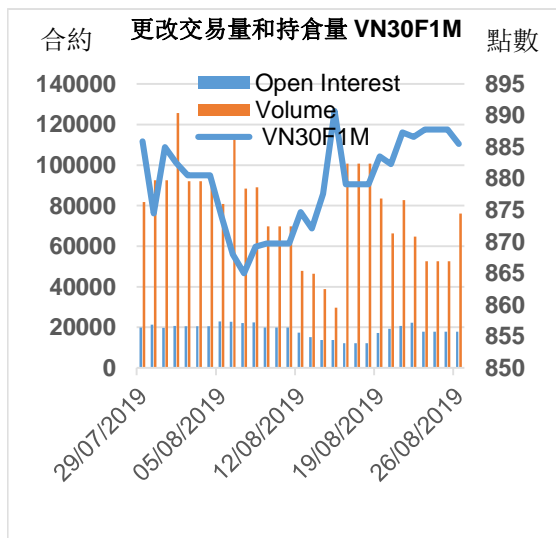
技術信號

- 當日策略 (Intraday)：投資者可以應用先賣出 - 後買入的策略。具體，在 886 - 887 點區間賣出，高於 888 點時停損，目標為 883 點。當價格下跌至 882 - 883 區間買入，當價格跌破 880.8 點時停損，目標為 887 - 890 點。
- 短期內的主要趨勢策略 (Daily)：當主要趨勢仍處於持平 - sideways 狀態時，投資者應集中於當日策略。



源自：Bloomberg - YSVN

趨勢	VN30F1909-Daily	VN30F1909-1H
短期	持平	上漲
支撐 1	880	883
支撐 2	860	880
阻力 1	890	888
阻力 2	910	890



源自：Bloomberg - YSVN

Pham Tan Phat
高級分析專員
Email: phat.pham@yuanta.com.vn
Phone: (084) 28 3622 6868 ext 3880

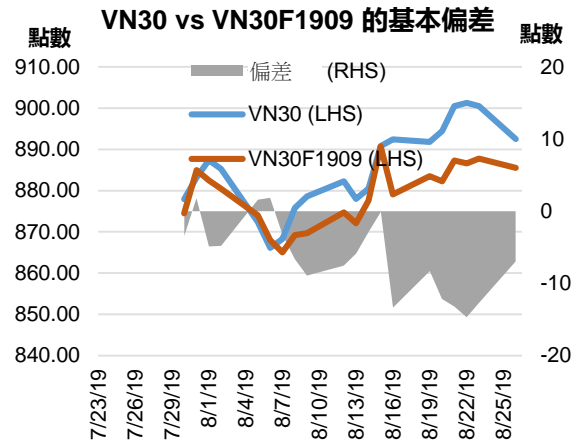
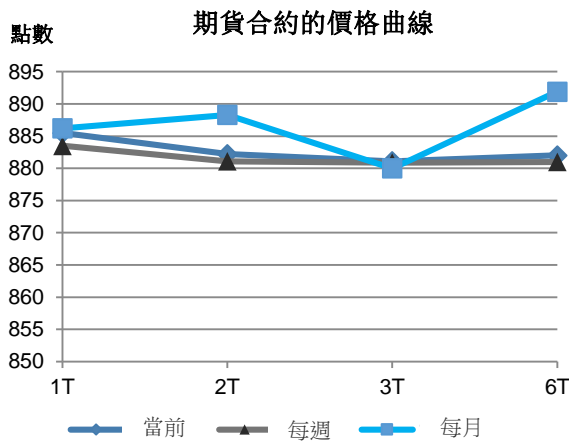


Created with AmiBroker - advanced charting and technical analysis software. <http://www.amibroker.com>



We Create Fortune

期貨合約								
	收盤價	+/-	+/- %	成交量	+/- %	Fair Value	最後清算日	剩餘時間
	單位：點	點	%	合約		單位：點		日
VN30 Index	892.5	-8.0	-0.9%	0				
VN30F1909	885.5	-2.3	-0.3%	76,157	44.97%	895	19/09/2019	26
VN30F1910	882.2	-2.4	-0.3%	430	99.07%	899	17/10/2019	54
VN30F1912	881.1	-2.9	-0.3%	99	70.69%	908	19/12/2019	117
VN30F2003	882.0	-1.8	-0.2%	54	145.45%	920	19/03/2020	208



上漲排名/ 前 5 檔	影響 點數	下跌排名/ 前 5 檔	影響 點數
MBB	1.15	VNM	-1.76
VPB	0.72	HPG	-1.39
PNJ	0.25	TCB	-1.27
BID	0.07	EIB	-0.87
ROS	0.05	VJC	-0.76

股價上漲 前 5 檔	%	股價下跌 前 5 檔	%
MBB	2.87	EIB	-3.44
VPB	1.52	SSI	-3.14
PNJ	1.21	CTD	-2.90
BID	0.80	HPG	-2.56
ROS	0.75	GAS	-2.40



We Create Fortune

VN30 指數股票名單

股票代碼	企業名稱	產業	比重	收盤價	資本	PER	PBR	3 個月成交量	外資持股	52 週走高	52 週走低
		單位	%	VND	Tỷ VND	x	x	'000 cp	%	VND	VND
BID	越南投資與發展商業股份銀行	金融	1.0%	37,850	129,398	18.0	2.4	1,117	3%	38,250	27,600
CTD	Coteccons 建築股份公司	工業	0.6%	97,000	7,409	7.2	0.9	99	49%	170,000	96,600
CTG	越南工商股份銀行	金融	0.9%	20,300	75,585	13.8	1.1	2,795	30%	28,300	17,700
BVH	Bao Viet (保越) 集團	金融	0.9%	77,800	54,529	51.8	3.6	238	26%	104,000	71,400
DPM	油氣化學原料 – 化肥股份公司	原材料	0.3%	13,600	5,322	16.0	0.7	558	20%	23,700	13,400
EIB	越南進出口貿易股份銀行	金融	2.7%	16,850	20,716	46.6	1.3	228	30%	19,100	13,100
FPT	FPT 發展投資工藝股份公司	CNTT	4.5%	53,700	36,423	12.3	2.7	1,445	49%	55,100	36,364
GAS	越南氣體總公司 – 股份公司	公用服務	1.5%	101,500	194,266	16.7	4.4	286	4%	125,000	82,400
GMD	Gemadep 運輸股份公司	工業	1.2%	28,300	8,403	15.0	1.4	506	49%	29,900	23,800
HDB	胡志明市發展商業股份銀行	金融	2.8%	26,300	25,800	9.1	1.7	1,317	24%	39,750	24,450
HPG	Hoa Phat (和發) 集團股份公司	原材料	5.9%	22,800	62,952	7.9	1.4	5,331	38%	33,038	20,300
MBB	軍隊貿易股份銀行	金融	4.6%	23,300	49,242	7.2	1.5	2,920	20%	24,400	18,050
MSN	Masan 集團股份公司	必需消費品	5.5%	76,000	88,840	23.0	2.8	426	40%	97,200	71,000
MWG	世界移動通信投資股份公司	非必需消費品	5.2%	116,400	51,529	14.7	4.9	828	49%	122,400	78,452
NVL	Nova 房地產投資集團股份公司	房地產	3.6%	62,000	57,688	17.3	2.9	517	7%	74,700	53,700
PNJ	Phu Nhuan (富潤) 珠寶股份公司	非必需消費品	2.3%	83,800	18,660	17.7	4.6	613	49%	89,300	64,800
REE	冷機電股份公司	工業	1.0%	36,300	11,255	6.9	1.2	775	49%	38,200	29,450
ROS	FLC Faros 建築股份公司	工業	0.7%	26,800	15,212	74.7	2.6	10,821	3%	43,500	24,850
SAB	Sai Gon (西貢) 飲料-酒-啤酒股份公司	必需消費品	3.0%	273,400	175,326	40.6	10.0	31	63%	291,000	212,000
SBT	Bien Hoa – Thanh Thanh Cong (邊和 – 成成功) 股份公司	必需消費品	0.7%	16,000	8,402	29.5	1.4	1,419	6%	21,557	15,400
SSI	SSI 西貢證券股份公司	金融	1.0%	21,600	10,998	10.8	1.2	1,221	58%	33,800	20,750
STB	西貢商信銀行 (sacombank)	金融	2.8%	10,550	19,029	8.8	0.7	3,041	13%	14,400	10,000
TCB	越南技商股份銀行 (Techcombank)	金融	7.5%	21,250	74,303	8.4	1.3	2,018	23%	30,250	19,900
VCB	越南外商貿易股份銀行	金融	3.6%	77,800	288,551	16.5	3.8	785	24%	82,500	51,000
VHM	Vinhomes 股份公司	房地產	4.7%	85,900	287,723	19.1	6.7	831	15%	96,700	60,000
VIC	Vingroup 集團股份公司	房地產	8.2%	124,800	417,573	74.6	5.1	403	15%	126,500	89,800
VJC	Vietjet 越捷航空股份公司	工業	5.6%	132,000	71,493	13.4	5.1	672	19%	158,000	107,300
VNM	越南牛奶股份公司	必需消費品	9.5%	120,500	209,836	22.0	7.4	724	59%	152,600	111,500
VPB	Viet Nam Thịnh Vuong (越南繁榮) 貿易股份銀行	金融	5.4%	20,100	49,381	6.7	1.3	1,712	23%	27,150	17,500
VRE	Vincom Retail 股份公司	房地產	2.4%	34,900	81,276	33.8	2.9	1,501	32%	39,950	26,700



We Create **Fortune**

元大證券（越南）公司

個人客戶分析部

Nguyễn Thế Minh

研究分析經理

+84 28 3622 6868 ext 3826

minh.nguyen@yuantan.com.vn

Quách Đức Khánh

高級分析專員

+84 28 3622 6868 ext 3833

khanh.quach@yuantan.com.vn

Nguyễn Trịnh Ngọc Hồng

分析專員

+84 28 3622 6868 ext 3832

hong.nguyen@yuantan.com.vn

Phạm Tấn Phát

高級分析專員

+84 28 3622 6868 ext 3832

phat.pham@yuantan.com.vn

Đặng Phi Phôn

分析專員

+84 28 3622 6868 ext

phon.dang@yuantan.com.vn

個人客戶業務部

Nguyễn Thanh Tùng

總公司業務經理

+84 28 3622 6868 ext 3609

tung.nguyen@yuantan.com.vn

Nguyễn Việt Quang

河內分行經理

+84 28 3622 6868 ext 3404

quang.nguyen@yuantan.com.vn

Nguyễn Đức Hoàn

河內南部營業中心經理

+84 28 3622 6868 ext 3409

hoan.nguyen@yuantan.com.vn

Chung Kim Hoa

華人客戶部經理

+84 28 3622 6868 ext 3828

hoa.chung@yuantan.com.vn

Võ Thị Thu Thủy

平陽分行經理

+84 28 3622 6868 ext 3505

thuy.vo@yuantan.com.vn

Võ Đình Tuấn

峴港分行經理

+84 28 3622 6868 ext 3301

tuan.vo@yuantan.com.vn

Phù Vĩnh Quế

堤岸分行經理

+84 28 3622 6868

que.phu@yuantan.com.vn

Bùi Quốc Phong

同奈分行經理

+84 28 3622 6868

phong.bui@yuantan.com.vn



We Create **Fortune**

Appendix A: Important Disclosures

Analyst Certification

Each research analyst primarily responsible for the content of this research report, in whole or in part, certifies that with respect to each security or issuer that the analyst covered in this report: (1) all of the views expressed accurately reflect his or her personal views about those securities or issuers; and (2) no part of his or her compensation was, is, or will be, directly or indirectly, related to the specific recommendations or views expressed by that research analyst in the research report.

Ratings Definitions

BUY: We have a positive outlook on the stock based on our expected absolute or relative return over the investment period. Our thesis is based on our analysis of the company's outlook, financial performance, catalysts, valuation and risk profile. We recommend investors add to their position.

HOLD-Outperform: In our view, the stock's fundamentals are relatively more attractive than peers at the current price. Our thesis is based on our analysis of the company's outlook, financial performance, catalysts, valuation and risk profile.

HOLD-Underperform: In our view, the stock's fundamentals are relatively less attractive than peers at the current price. Our thesis is based on our analysis of the company's outlook, financial performance, catalysts, valuation and risk profile.

SELL: We have a negative outlook on the stock based on our expected absolute or relative return over the investment period. Our thesis is based on our analysis of the company's outlook, financial performance, catalysts, valuation and risk profile. We recommend investors reduce their position.

Under Review: We actively follow the company, although our estimates, rating and target price are under review.

Restricted: The rating and target price have been suspended temporarily to comply with applicable regulations and/or Yuanta policies.

Note: Yuanta research coverage with a Target Price is based on an investment period of 12 months. Greater China Discovery Series coverage does not have a formal 12 month Target Price and the recommendation is based on an investment period specified by the analyst in the report.

Global Disclaimer

© 2018 Yuanta. All rights reserved. The information in this report has been compiled from sources we believe to be reliable, but we do not hold ourselves responsible for its completeness or accuracy. It is not an offer to sell or solicitation of an offer to buy any securities. All opinions and estimates included in this report constitute our judgment as of this date and are subject to change without notice.

This report provides general information only. Neither the information nor any opinion expressed herein constitutes an offer or invitation to make an offer to buy or sell securities or other investments. This material is prepared for general circulation to clients and is not intended to provide tailored investment advice and does not take into account the individual financial situation and objectives of any specific person who may receive this report. Investors should seek financial advice regarding the appropriateness of investing in any securities, investments or investment strategies discussed or recommended in this report. The information contained in this report has been compiled from sources believed to be reliable but no representation or warranty, express or implied, is made as to its accuracy, completeness or correctness. This report is not (and should not be construed as) a solicitation to act as securities broker or dealer in any jurisdiction by any person or company that is not legally permitted to carry on such business in that jurisdiction.

Yuanta research is distributed in the United States only to Major U.S. Institutional Investors (as defined in Rule 15a-6 under the Securities Exchange Act of 1934, as amended and SEC staff interpretations thereof). All transactions by a US person in the securities mentioned in this report must be effected through a registered broker-dealer under Section 15 of the Securities Exchange Act of 1934, as amended. Yuanta research is distributed in Taiwan by Yuanta Securities Investment Consulting. Yuanta research is distributed in Hong Kong by Yuanta Securities (Hong Kong) Co. Limited, which is licensed in Hong Kong by the Securities and Futures Commission for regulated activities, including Type 4 regulated activity (advising on securities). In Hong Kong, this research report may not be redistributed, retransmitted or disclosed, in whole or in part or any form or manner, without the express written