

當日期貨市場：維持短期上漲趨勢

2019/8/30

合約走勢				
單位	收盤	+/-	成交量	到期日
VN30F1909	886.0	1.4	51,742	19/09
VN30F1910	885.0	2.2	342	17/10
VN30F1912	883.5	1.8	42	19/12
VN30F2003	885.0	3.5	45	19/03

源自：Bloo

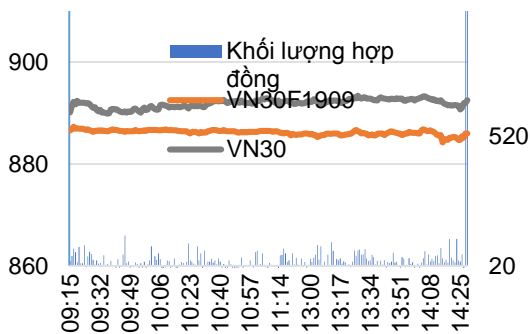
技術信號

- 當接近 888 點關卡時，VN30F1909 調整。信號表明了這仍然是技術性調整，當隨機指標處於超買區時，意味著趨勢仍然是積極的。Doji 蠟燭型表明供應和需求平衡，並且仍以低價位買入。VN30F1909 的阻力區相對於 890 - 894 點，並將進行測試。
- 技術指標尚未證實強勁而穩定的上漲趨勢，當 RSI，ADX 上漲但斜率正在減弱，並且可能形成三種價格段分歧。

技術信號

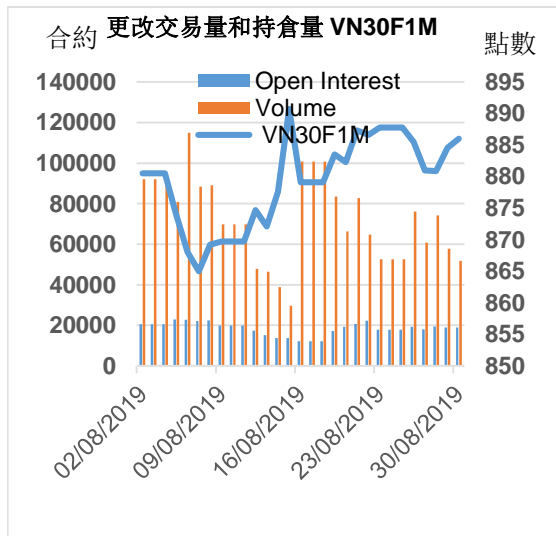
- 當日策略 (Intraday)：如價格仍處於 884 - 885 點範圍內，仍可以開買口，目標為 888 - 890 點，而當價格跌破 883 點關卡時停利。
- 短期內的主要趨勢策略 (Daily)：持有賣口的投資者，當收盤價格仍低於 888 點時應考慮持倉。

點數 VN30 vs VN30F1909 當天線圖 合約



源自：Bloomberg - YSVN

趨勢	VN30F1909-Daily	VN30F1909-30m
短期	震蕩	上漲
支撐 1	880	883
支撐 2	860	880
阻力 1	890	888
阻力 2	910	890



源自：Bloomberg - YSVN

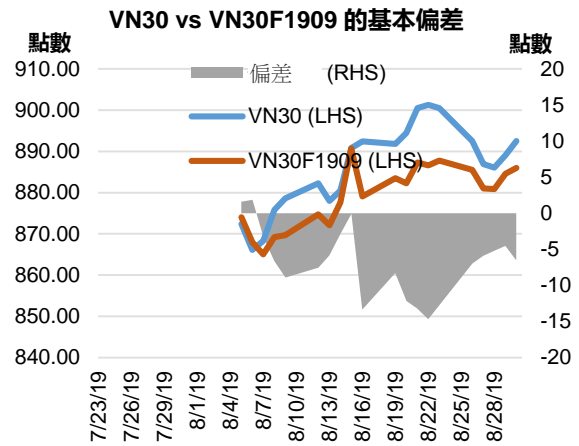
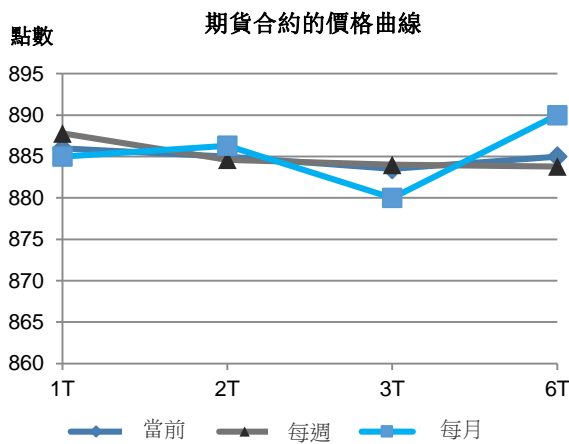
Pham Tan Phat  
高級分析專員  
Email: [phat.pham@yuanta.com.vn](mailto:phat.pham@yuanta.com.vn)  
Phone: (084) 28 3622 6868 ext 3880





We Create Fortune

期貨合約								
	收盤價	+/-	+/- %	成交量	+/- %	Fair Value	最後清算日	剩餘時間
	單位：點	點	%	合約		單位：點		日
VN30 Index	892.5	3.4	0.4%	0				
VN30F1909	886.0	1.4	0.2%	51,742	-10.46%	894	19/09/2019	19
VN30F1910	885.0	2.2	0.2%	342	-4.74%	898	17/10/2019	47
VN30F1912	883.5	1.8	0.2%	42	31.25%	907	19/12/2019	110
VN30F2003	885.0	3.5	0.4%	45	114.29%	919	19/03/2020	201



上漲排名/ 前 5 檔	影響 點數	下跌排名/ 前 5 檔	影響 點數
MWG	0.76	MBB	-0.44
VIC	0.59	EIB	-0.29
VHM	0.49	VPB	-0.24
TCB	0.48	HDB	-0.24
VCB	0.37	CTD	-0.10

股價上漲 前 5 檔	%	股價下跌 前 5 檔	%
SBT	3.77	CTD	-1.76
BID	2.24	EIB	-1.17
DPM	1.86	MBB	-1.07
SSI	1.65	HDB	-0.95
MWG	1.65	VPB	-0.49



We Create Fortune

VN30 指數股票名單

股票代碼	企業名稱	產業	比重	收盤價	資本	PER	PBR	3個月成交量	外資持股	52週走高	52週走低
		單位	%	VND	Tỷ VND	x	x	'000 cp	%	VND	VND
BID	越南投資與發展商業股份銀行	金融	1.0%	38,750	132,475	18.5	2.4	1,140	3%	38,800	27,600
CTD	Coteccons 建築股份公司	工業	0.6%	94,700	7,233	7.0	0.9	97	49%	170,000	94,500
CTG	越南工商股份銀行	金融	0.9%	20,200	75,213	13.7	1.0	2,787	30%	28,300	17,700
BVH	Bao Viet (保越) 集團	金融	0.8%	76,000	53,267	50.6	3.5	228	26%	104,000	71,400
DPM	油氣化學原料 – 化肥股份公司	原材料	0.3%	13,700	5,361	16.1	0.7	558	20%	23,700	13,200
EIB	越南進出口貿易股份銀行	金融	2.8%	16,900	20,777	46.7	1.3	224	30%	19,100	13,100
FPT	FPT 發展投資工藝股份公司	CNTT	4.5%	53,100	36,016	12.2	2.7	1,471	49%	55,100	36,364
GAS	越南氣體總公司 – 股份公司	公用服務	1.5%	100,600	192,543	16.6	4.3	279	4%	125,000	82,400
GMD	Gemadep 運輸股份公司	工業	1.2%	28,600	8,492	15.1	1.4	518	49%	29,900	23,800
HDB	胡志明市發展商業股份銀行	金融	2.8%	26,000	25,506	9.0	1.6	1,350	25%	39,750	24,450
HPG	Hoa Phat (和發) 集團股份公司	原材料	5.7%	22,200	61,296	7.7	1.4	5,480	38%	33,038	20,300
MBB	軍隊貿易股份銀行	金融	4.6%	23,100	48,820	7.2	1.4	3,339	20%	24,400	18,050
MSN	Masan 集團股份公司	必需消費品	5.5%	75,400	88,139	22.8	2.8	415	40%	97,200	71,000
MWG	世界移動通信投資股份公司	非必需消費品	5.3%	116,900	51,750	14.8	5.0	844	49%	122,400	78,452
NVL	Nova 房地產投資集團股份公司	房地產	3.6%	62,300	57,967	17.4	2.9	537	7%	74,700	53,700
PNJ	Phu Nhuan (富潤) 珠寶股份公司	非必需消費品	2.3%	82,200	18,303	17.4	4.5	613	49%	89,300	64,800
REE	冷機電股份公司	工業	1.0%	36,650	11,363	7.0	1.2	801	49%	38,200	29,450
ROS	FLC Faros 建築股份公司	工業	0.7%	28,000	15,893	78.0	2.7	11,113	3%	43,500	24,850
SAB	Sai Gon (西貢) 飲料-酒-啤酒股份公司	必需消費品	3.0%	273,000	175,070	40.5	10.0	32	63%	291,000	212,000
SBT	Bien Hoa – Thanh Thanh Cong (邊和 – 成成功) 股份公司	必需消費品	0.7%	16,500	8,665	30.5	1.5	1,436	6%	21,557	15,400
SSI	SSI 西貢證券股份公司	金融	1.0%	21,500	10,923	10.8	1.2	1,205	58%	33,800	20,750
STB	西貢商信銀行 (sacombank)	金融	2.8%	10,400	18,758	8.6	0.7	3,040	13%	14,400	10,000
TCB	越南技商股份銀行 (Techcombank)	金融	7.6%	21,500	75,177	8.5	1.3	2,028	23%	30,250	19,900
VCB	越南外商貿易股份銀行	金融	3.6%	77,700	288,180	16.4	3.8	793	24%	82,500	51,000
VHM	Vinhomes 股份公司	房地產	4.8%	87,800	294,087	19.5	6.8	812	15%	96,700	60,000
VIC	Vingroup 集團股份公司	房地產	8.1%	123,500	413,223	73.8	5.0	400	15%	126,500	89,800
VJC	Vietjet 越捷航空股份公司	工業	5.6%	132,000	69,147	13.4	5.1	648	19%	158,000	107,300
VNM	越南牛奶股份公司	必需消費品	9.7%	123,000	214,189	22.5	7.6	735	59%	152,600	111,500
VPB	Viet Nam Thịnh Vuong (越南繁榮) 貿易股份銀行	金融	5.4%	20,300	49,872	6.8	1.3	1,778	23%	27,150	17,500
VRE	Vincom Retail 股份公司	房地產	2.4%	34,450	80,228	33.4	2.8	1,459	32%	39,950	26,700



We Create **Fortune**

## 元大證券（越南）公司

### 個人客戶分析部

**Nguyễn Thế Minh**

研究分析經理

+84 28 3622 6868 ext 3826

minh.nguyen@yuanta.com.vn

**Quách Đức Khánh**

高級分析專員

+84 28 3622 6868 ext 3833

khanh.quach@yuanta.com.vn

**Nguyễn Trịnh Ngọc Hồng**

分析專員

+84 28 3622 6868 ext 3832

hong.nguyen@yuanta.com.vn

**Phạm Tấn Phát**

高級分析專員

+84 28 3622 6868 ext 3832

phat.pham@yuanta.com.vn

**Đặng Phi Phôn**

分析專員

+84 28 3622 6868 ext

phon.dang@yuanta.com.vn

### 個人客戶業務部

**Nguyễn Thanh Tùng**

總公司業務經理

+84 28 3622 6868 ext 3609

tung.nguyen@yuanta.com.vn

**Nguyễn Việt Quang**

河內分行經理

+84 28 3622 6868 ext 3404

quang.nguyen@yuanta.com.vn

**Nguyễn Đức Hoàn**

河內南部營業中心經理

+84 28 3622 6868 ext 3409

hoan.nguyen@yuanta.com.vn

**Chung Kim Hoa**

華人客戶部經理

+84 28 3622 6868 ext 3828

hoa.chung@yuanta.com.vn

**Võ Thị Thu Thủy**

平陽分行經理

+84 28 3622 6868 ext 3505

thuy.vo@yuanta.com.vn

**Võ Đình Tuấn**

峴港分行經理

+84 28 3622 6868 ext 3301

tuan.vo@yuanta.com.vn

**Phù Vĩnh Quế**

堤岸分行經理

+84 28 3622 6868

que.phu@yuanta.com.vn

**Bùi Quốc Phong**

同奈分行經理

+84 28 3622 6868

phong.bui@yuanta.com.vn



We Create **Fortune**

## Appendix A: Important Disclosures

### Analyst Certification

Each research analyst primarily responsible for the content of this research report, in whole or in part, certifies that with respect to each security or issuer that the analyst covered in this report: (1) all of the views expressed accurately reflect his or her personal views about those securities or issuers; and (2) no part of his or her compensation was, is, or will be, directly or indirectly, related to the specific recommendations or views expressed by that research analyst in the research report.

### Ratings Definitions

**BUY:** We have a positive outlook on the stock based on our expected absolute or relative return over the investment period. Our thesis is based on our analysis of the company's outlook, financial performance, catalysts, valuation and risk profile. We recommend investors add to their position.

**HOLD-Outperform:** In our view, the stock's fundamentals are relatively more attractive than peers at the current price. Our thesis is based on our analysis of the company's outlook, financial performance, catalysts, valuation and risk profile.

**HOLD-Underperform:** In our view, the stock's fundamentals are relatively less attractive than peers at the current price. Our thesis is based on our analysis of the company's outlook, financial performance, catalysts, valuation and risk profile.

**SELL:** We have a negative outlook on the stock based on our expected absolute or relative return over the investment period. Our thesis is based on our analysis of the company's outlook, financial performance, catalysts, valuation and risk profile. We recommend investors reduce their position.

**Under Review:** We actively follow the company, although our estimates, rating and target price are under review.

**Restricted:** The rating and target price have been suspended temporarily to comply with applicable regulations and/or Yuanta policies.

Note: Yuanta research coverage with a Target Price is based on an investment period of 12 months. Greater China Discovery Series coverage does not have a formal 12 month Target Price and the recommendation is based on an investment period specified by the analyst in the report.

### Global Disclaimer

© 2018 Yuanta. All rights reserved. The information in this report has been compiled from sources we believe to be reliable, but we do not hold ourselves responsible for its completeness or accuracy. It is not an offer to sell or solicitation of an offer to buy any securities. All opinions and estimates included in this report constitute our judgment as of this date and are subject to change without notice.

This report provides general information only. Neither the information nor any opinion expressed herein constitutes an offer or invitation to make an offer to buy or sell securities or other investments. This material is prepared for general circulation to clients and is not intended to provide tailored investment advice and does not take into account the individual financial situation and objectives of any specific person who may receive this report. Investors should seek financial advice regarding the appropriateness of investing in any securities, investments or investment strategies discussed or recommended in this report. The information contained in this report has been compiled from sources believed to be reliable but no representation or warranty, express or implied, is made as to its accuracy, completeness or correctness. This report is not (and should not be construed as) a solicitation to act as securities broker or dealer in any jurisdiction by any person or company that is not legally permitted to carry on such business in that jurisdiction.

Yuanta research is distributed in the United States only to Major U.S. Institutional Investors (as defined in Rule 15a-6 under the Securities Exchange Act of 1934, as amended and SEC staff interpretations thereof). All transactions by a US person in the securities mentioned in this report must be effected through a registered broker-dealer under Section 15 of the Securities Exchange Act of 1934, as amended. Yuanta research is distributed in Taiwan by Yuanta Securities Investment Consulting. Yuanta research is distributed in Hong Kong by Yuanta Securities (Hong Kong) Co. Limited, which is licensed in Hong Kong by the Securities and Futures Commission for regulated activities, including Type 4 regulated activity (advising on securities). In Hong Kong, this research report may not be redistributed, retransmitted or disclosed, in whole or in part or any form or manner, without the express written