

當日期貨市場：繼續開買口

2019/9/26

合約走勢

收盤 +/- 成交量 到期日

單位	點數	點數	合約	日期
VN30F1910	916.1	5.0	72,656	17/10
VN30F1911	914.8	3.8	472	21/11
VN30F1912	912.0	8.1	114	19/12
VN30F2003	913.8	9.8	76	19/03

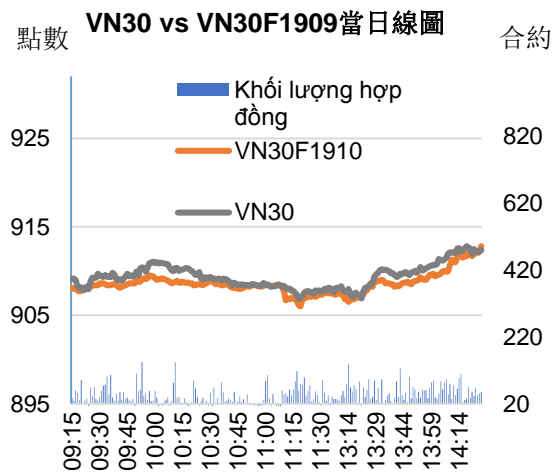
源自：Bloomberg - YSVN

技術信號

- VN30F1910 保持強勁的上漲勢頭，漲超過 916 點，表明正在建立短期上漲趨勢。當 MACD 跌至零並加寬與 Signal 線的距離時，技術指標發出強烈的信號。RSI 和 Stochastic 均向上。
- 在接下來的幾個交易，VN30F1910 將移到 923-925 點，與上漲通道的上限相近。

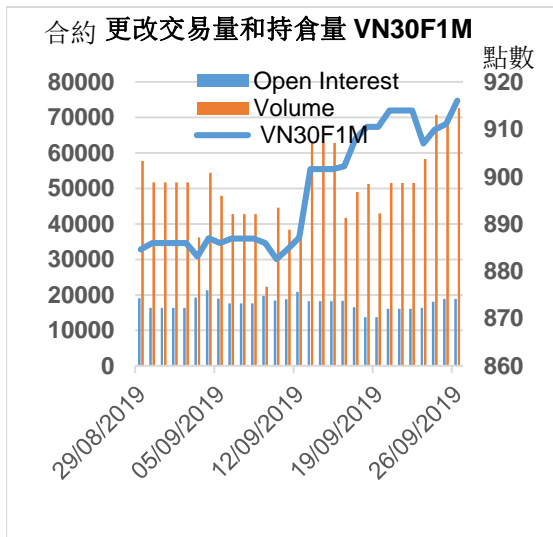
投資策略

- 當天策略 (Intraday)：投資者可在 VN30F1910 開買口，目標為 915 點，和 913 點停損。
- 主要短期趨勢策略 (Daiy)：已開買口的投資者的預期目標可以為 930-935 點，並在價格跌破 906 點時停損。



源自：Bloomberg - YSVN

趨勢	VN30F1909-Daily	VN30F1909-15m
短期	上漲	上漲
支撐 1	906	913
支撐 2	900	910
阻力 1	930	925
阻力 2	935	930



源自：Bloomberg - YSVN

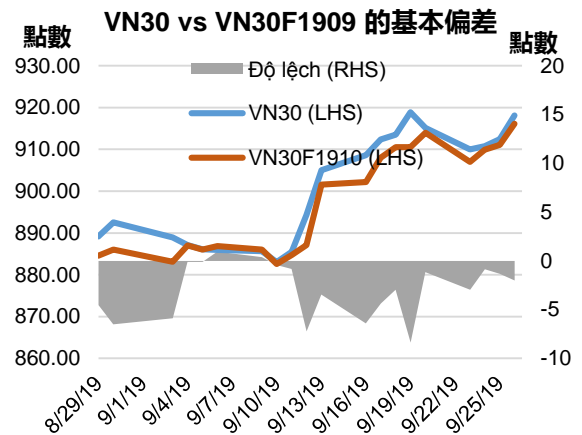
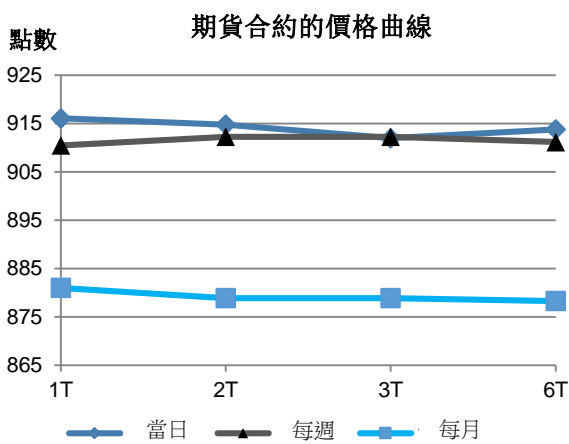


Pham Tan Phat  
高級分析專員  
Email: [phat.pham@yuanta.com.vn](mailto:phat.pham@yuanta.com.vn)  
Phone: (084) 28 3622 6868 ext 3880



We Create Fortune

期貨合約								
	收盤價	+/-	+/- %	成交量	+/- %	Fair Value	最後清算日	剩餘時間
	單位：點	點	%	合約		單位：點		日
VN30 Index	918.1	5.7	0.6%	0				
VN30F1910	916.1	5.0	0.5%	72,656	3.56%	920	17/10/2019	21
VN30F1911	914.8	3.8	0.4%	472	147.12%	925	21/11/2019	56
VN30F1912	912.0	8.1	0.9%	114	-8.80%	929	19/12/2019	84
VN30F2003	913.8	9.8	1.1%	76	-71.54%	942	19/03/2020	175



上漲排名/ 前 5 檔	影響 點數	下跌排名/ 前 5 檔	影響 點數
VNM	2.54	VRE	-0.46
TCB	1.43	EIB	-0.44
MBB	0.86	VIC	-0.41
HPG	0.81	VHM	-0.39
VPB	0.60	PNJ	-0.35

股價上漲 前 5 檔	%	股價下跌 前 5 檔	%
SSI	4.62	CTD	-2.73
DPM	4.21	VRE	-2.24
VNM	2.85	EIB	-1.80
MBB	2.03	PNJ	-1.71
TCB	1.99	VHM	-0.89



We Create Fortune

VN30 指數股票名單

股票代碼	企業名稱	產業	比重	收盤價	資本	PER	PBR	3個月成交量	外資持股	52週走高	52週走低
		單位	%	VND	Tỷ VND	x	x	'000 cp	%	VND	VND
BID	越南投資與發展商業股份銀行	金融	1.0%	40,150	137,261	19.2	2.5	1,321	3%	41,250	27,600
CTD	Coteccons 建築股份公司	工業	0.6%	96,300	7,355	7.1	0.9	93	49%	169,000	90,100
CTG	越南工商股份銀行	金融	1.0%	21,150	78,750	14.4	1.1	2,800	30%	28,200	17,700
BVH	Bao Viet (保越) 集團	金融	0.8%	72,300	50,674	48.0	3.3	181	25%	104,000	71,400
DPM	油氣化學原料 – 化肥股份公司	原材料	0.3%	13,600	5,322	16.0	0.7	432	19%	23,700	12,600
EIB	越南進出口貿易股份銀行	金融	2.7%	16,400	20,163	37.8	1.3	120	30%	19,100	13,100
FPT	FPT 發展投資工藝股份公司	CNTT	4.7%	57,700	39,137	13.3	2.9	1,705	49%	58,800	36,364
GAS	越南氣體總公司 – 股份公司	公用服務	1.5%	104,000	199,051	17.1	4.5	288	4%	125,000	82,400
GMD	Gemadep 運輸股份公司	工業	1.1%	27,900	8,284	14.8	1.4	632	49%	29,900	23,800
HDB	胡志明市發展商業股份銀行	金融	2.8%	26,500	25,996	9.1	1.7	1,309	24%	39,750	24,450
HPG	Hoa Phat (和發) 集團股份公司	原材料	5.6%	22,250	61,434	8.1	1.4	5,320	38%	33,038	20,300
MBB	軍隊貿易股份銀行	金融	4.6%	22,600	51,584	7.6	1.5	4,419	20%	22,600	16,713
MSN	Masan 集團股份公司	必需消費品	5.7%	78,500	91,762	23.8	2.9	445	40%	94,200	71,000
MWG	世界移動通信投資股份公司	非必需消費品	5.5%	126,000	55,785	16.0	5.4	880	49%	127,800	78,452
NVL	Nova 房地產投資集團股份公司	房地產	3.5%	62,200	57,874	17.4	2.9	488	7%	74,700	53,700
PNJ	Phu Nhuan (富潤) 珠寶股份公司	非必需消費品	2.3%	80,700	17,961	17.1	4.4	623	49%	89,300	64,800
REE	冷機電股份公司	工業	1.0%	39,650	12,294	7.5	1.3	995	49%	39,800	29,450
ROS	FLC Faros 建築股份公司	工業	0.7%	26,600	15,098	74.1	2.5	12,455	2%	43,500	24,850
SAB	Sai Gon (西貢) 飲料-酒-啤酒股份公司	必需消費品	2.9%	263,500	168,978	39.1	9.6	27	63%	291,000	212,000
SBT	Bien Hoa – Thanh Thanh Cong (邊和 – 成成功) 股份公司	必需消費品	0.7%	18,000	9,453	33.2	1.6	1,414	6%	21,557	15,400
SSI	SSI 西貢證券股份公司	金融	1.0%	22,650	11,507	11.3	1.2	1,338	57%	33,800	20,600
STB	西貢商信銀行 (sacombank)	金融	2.8%	10,700	19,299	8.9	0.8	3,227	13%	14,400	10,000
TCB	越南技商股份銀行 (Techcombank)	金融	7.9%	23,100	80,771	9.2	1.4	2,179	23%	30,250	19,900
VCB	越南外商貿易股份銀行	金融	3.6%	81,000	300,419	17.1	3.9	794	24%	82,800	51,000
VHM	Vinhomes 股份公司	房地產	4.8%	88,700	297,102	19.7	6.9	659	15%	96,700	60,000
VIC	Vingroup 集團股份公司	房地產	7.7%	119,000	398,166	72.4	4.8	403	15%	126,500	89,800
VJC	Vietjet 越捷航空股份公司	工業	5.7%	136,000	71,242	13.8	5.2	708	20%	153,700	107,300
VNM	越南牛奶股份公司	必需消費品	9.6%	130,000	226,379	23.8	8.0	731	59%	152,600	111,500
VPB	Viet Nam Thịnh Vuong (越南繁榮) 貿易股份銀行	金融	5.6%	21,650	53,189	7.2	1.4	1,768	23%	27,150	17,500
VRE	Vincom Retail 股份公司	房地產	2.3%	32,750	76,269	31.7	2.7	1,587	32%	39,950	26,700



We Create **Fortune**

## 元大證券（越南）公司

### 個人客戶分析部

**Nguyễn Thế Minh**

研究分析經理

+84 28 3622 6868 ext 3826

minh.nguyen@yuanta.com.vn

**Quách Đức Khánh**

高級分析專員

+84 28 3622 6868 ext 3833

khanh.quach@yuanta.com.vn

**Nguyễn Trịnh Ngọc Hồng**

分析專員

+84 28 3622 6868 ext 3832

hong.nguyen@yuanta.com.vn

**Phạm Tấn Phát**

高級分析專員

+84 28 3622 6868 ext 3880

phat.pham@yuanta.com.vn

**Đặng Phi Phôn**

分析專員

+84 28 3622 6868 ext 3893

phon.dang@yuanta.com.vn

### 個人客戶業務部

**Nguyễn Thanh Tùng**

總公司業務經理

+84 28 3622 6868 ext 3609

tung.nguyen@yuanta.com.vn

**Nguyễn Việt Quang**

河內分行經理

+84 28 3622 6868 ext 3404

quang.nguyen@yuanta.com.vn

**Nguyễn Đức Hoàn**

河內南部營業中心經理

+84 28 3622 6868 ext 3409

hoan.nguyen@yuanta.com.vn

**Chung Kim Hoa**

華人客戶部經理

+84 28 3622 6868 ext 3828

hoa.chung@yuanta.com.vn

**Võ Thị Thu Thủy**

平陽分行經理

+84 28 3622 6868 ext 3505

thuy.vo@yuanta.com.vn

**Võ Đình Tuấn**

峴港分行經理

+84 28 3622 6868 ext 3301

tuan.vo@yuanta.com.vn

**Phù Vĩnh Quế**

堤岸分行經理

+84 28 3622 6868

que.phu@yuanta.com.vn

**Bùi Quốc Phong**

同奈分行經理

+84 28 3622 6868

phong.bui@yuanta.com.vn



We Create **Fortune**

## Appendix A: Important Disclosures

### Analyst Certification

Each research analyst primarily responsible for the content of this research report, in whole or in part, certifies that with respect to each security or issuer that the analyst covered in this report: (1) all of the views expressed accurately reflect his or her personal views about those securities or issuers; and (2) no part of his or her compensation was, is, or will be, directly or indirectly, related to the specific recommendations or views expressed by that research analyst in the research report.

### Ratings Definitions

**BUY:** We have a positive outlook on the stock based on our expected absolute or relative return over the investment period. Our thesis is based on our analysis of the company's outlook, financial performance, catalysts, valuation and risk profile. We recommend investors add to their position.

**HOLD-Outperform:** In our view, the stock's fundamentals are relatively more attractive than peers at the current price. Our thesis is based on our analysis of the company's outlook, financial performance, catalysts, valuation and risk profile.

**HOLD-Underperform:** In our view, the stock's fundamentals are relatively less attractive than peers at the current price. Our thesis is based on our analysis of the company's outlook, financial performance, catalysts, valuation and risk profile.

**SELL:** We have a negative outlook on the stock based on our expected absolute or relative return over the investment period. Our thesis is based on our analysis of the company's outlook, financial performance, catalysts, valuation and risk profile. We recommend investors reduce their position.

**Under Review:** We actively follow the company, although our estimates, rating and target price are under review.

**Restricted:** The rating and target price have been suspended temporarily to comply with applicable regulations and/or Yuanta policies.

Note: Yuanta research coverage with a Target Price is based on an investment period of 12 months. Greater China Discovery Series coverage does not have a formal 12 month Target Price and the recommendation is based on an investment period specified by the analyst in the report.

### Global Disclaimer

© 2018 Yuanta. All rights reserved. The information in this report has been compiled from sources we believe to be reliable, but we do not hold ourselves responsible for its completeness or accuracy. It is not an offer to sell or solicitation of an offer to buy any securities. All opinions and estimates included in this report constitute our judgment as of this date and are subject to change without notice.

This report provides general information only. Neither the information nor any opinion expressed herein constitutes an offer or invitation to make an offer to buy or sell securities or other investments. This material is prepared for general circulation to clients and is not intended to provide tailored investment advice and does not take into account the individual financial situation and objectives of any specific person who may receive this report. Investors should seek financial advice regarding the appropriateness of investing in any securities, investments or investment strategies discussed or recommended in this report. The information contained in this report has been compiled from sources believed to be reliable but no representation or warranty, express or implied, is made as to its accuracy, completeness or correctness. This report is not (and should not be construed as) a solicitation to act as securities broker or dealer in any jurisdiction by any person or company that is not legally permitted to carry on such business in that jurisdiction.

Yuanta research is distributed in the United States only to Major U.S. Institutional Investors (as defined in Rule 15a-6 under the Securities Exchange Act of 1934, as amended and SEC staff interpretations thereof). All transactions by a US person in the securities mentioned in this report must be effected through a registered broker-dealer under Section 15 of the Securities Exchange Act of 1934, as amended. Yuanta research is distributed in Taiwan by Yuanta Securities Investment Consulting. Yuanta research is distributed in Hong Kong by Yuanta Securities (Hong Kong) Co. Limited, which is licensed in Hong Kong by the Securities and Futures Commission for regulated activities, including Type 4 regulated activity (advising on securities). In Hong Kong, this research report may not be redistributed, retransmitted or disclosed, in whole or in part or any form or manner, without the express written