

We Create Fortune

當日期貨市場：採取了短期看跌。

2019/10/07

合約走勢

收盤 +/- 成交量 到期日

單位	點數	點數	合約	日期
VN30F1910	914.8	-1.8	73,897	17/10
VN30F1911	916.5	-0.8	422	21/11
VN30F1912	913.0	-2.1	48	19/12
VN30F2003	913.4	-0.1	37	19/03

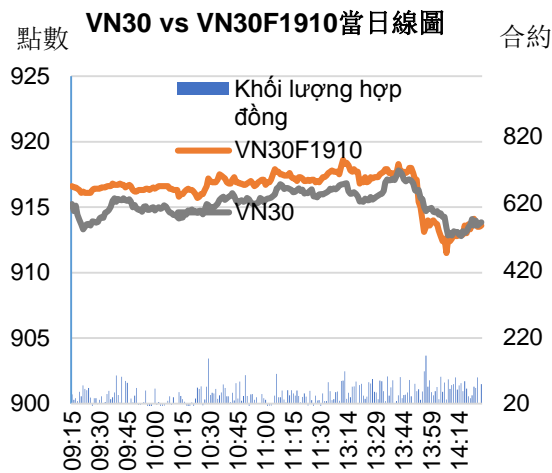
源自：Bloomberg - YSVN

技術信號

- VN30F1910 突然跌至 912 點；但收盤時，跌幅縮小收於 914.6 點。今天的價格反應表示以 2 底部的方式加強了約 912 點的支撐區。
- RSI 在 30 分鐘框架內顯示出強勁的正背離，這表明下跌的勢頭正在減弱，而 STO (18,18,6) 維持買進的信號。

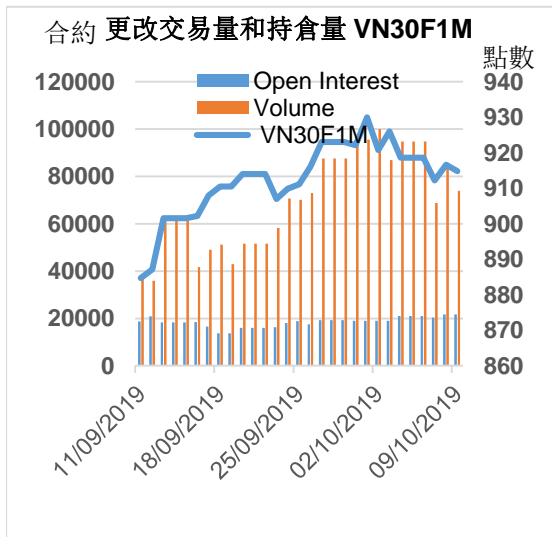
投資策略

- 當天策略 (Intraday)：我們認為當前水平的風險較低，投資者可考慮在該區域買進，目標為 912 點，停損與 919 點。
- 主要短期趨勢策略 (Daiy)：短期投資者應繼續觀察。

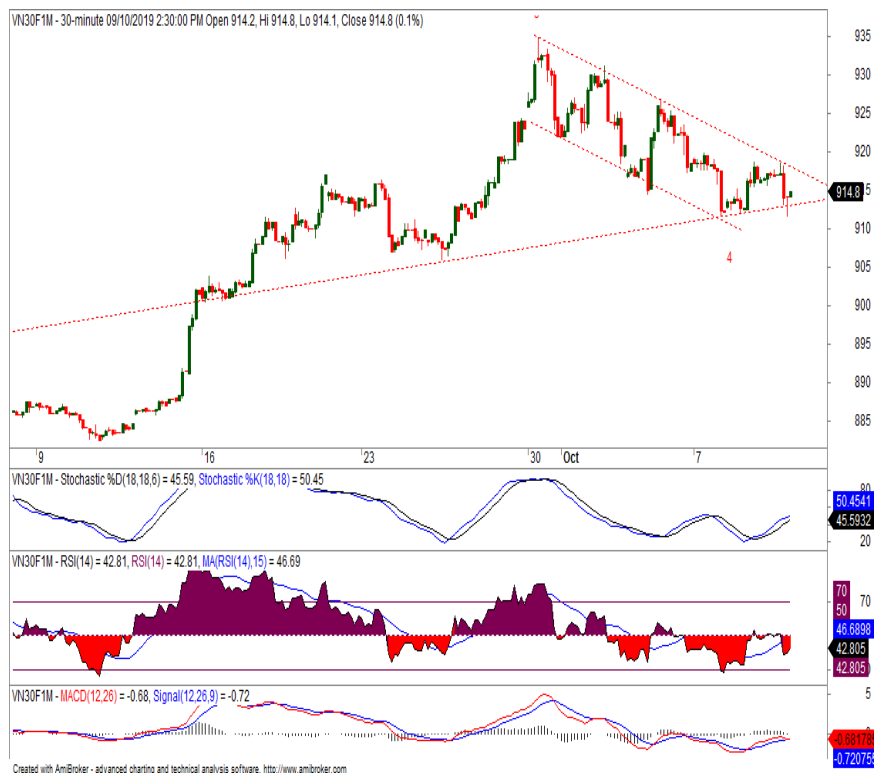


源自：Bloomberg - YSVN

趨勢	VN30F1909-Daily	VN30F1909-15m
短期	上漲	上漲
支撐 1	906	911
支撐 2	900	906
阻力 1	935	919
阻力 2	940	926



源自：Bloomberg - YSVN



Created with AmiBroker - advanced charting and technical analysis software. http://www.amibroker.com

Pham Tan Phat  
高級分析專員

Email: [phat.pham@yuanta.com.vn](mailto:phat.pham@yuanta.com.vn)

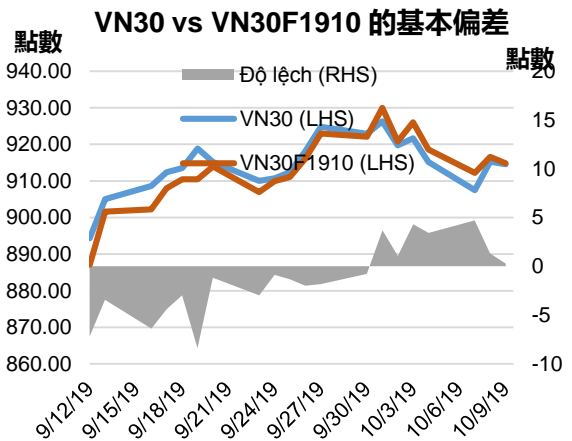
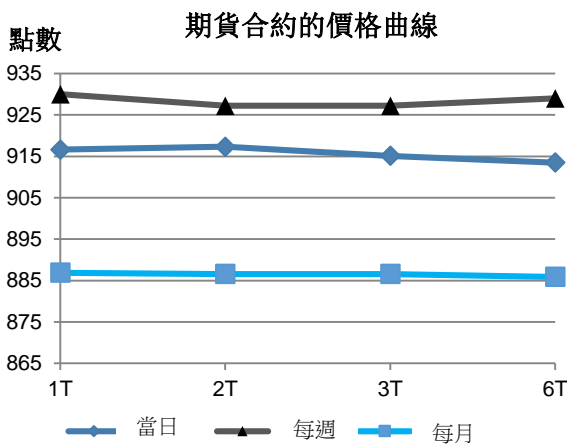
Phone: (084) 28 3622 6868 ext 3880



We Create Fortune

期貨合約

	收盤價	+/-	+/- %	成交量	+/- %	Fair Value	最後清算日	剩餘時間
	單位：點	點	%	合約		單位：點		日
VN30 Index	914.5	-0.7	-0.1%	0				
VN30F1910	914.8	-1.8	-0.2%	73,897	-13.48%	917	17/10/2019	9
VN30F1911	916.5	-0.8	-0.1%	422	7.38%	924	21/11/2019	44
VN30F1912	913.0	-2.1	-0.2%	48	-9.43%	931	19/12/2019	72
VN30F2003	913.4	-0.1	0.0%	37	54.17%	952	19/03/2020	163



上漲排名/ 前 5 檔	影響 點數	下跌排名/ 前 5 檔	影響 點數
VRE	0.46	VNM	-1.41
MBB	0.38	SAB	-0.31
TCB	0.32	VCB	-0.25
MWG	0.24	STB	-0.24
VPB	0.24	NVL	-0.16

股價上漲 前 5 檔	%	股價下跌 前 5 檔	%
CTG	2.65	VNM	-1.55
VRE	2.40	SAB	-1.24
REE	1.32	BVH	-0.97
DPM	1.03	STB	-0.91
MBB	0.88	ROS	-0.77

We Create Fortune

### VN30 指數股票名單

股票代碼	企業名稱	產業	比重	收盤價	資本	PER	PBR	3個月成交量	外資持股	52週走高	52週走低
		單位	%	VND	TỶ VND	x	x	000 cp	%	VND	VND
BID	越南投資與發展商業股份銀行	金融	1.1%	VND	TỶ VND	x	x	000 cp	%	VND	VND
CTD	Coteccons 建築股份公司	工業	0.6%	41,250	141,022	19.7	2.6	1,366	3%	41,800	27,600
CTG	越南工商股份銀行	金融	0.9%	90,000	6,866	6.6	0.9	84	49%	167,600	90,000
BVH	Bao Viet (保越) 集團	金融	0.8%	21,300	79,309	14.5	1.1	2,638	30%	27,000	17,700
DPM	油氣化學原料 - 化肥股份公司	原材料	0.3%	71,200	49,903	47.3	3.3	183	25%	104,000	70,700
EIB	越南進出口貿易股份銀行	金融	2.7%	14,750	5,772	17.3	0.7	400	19%	23,700	12,600
FPT	FPT 發展投資工藝股份公司	CNTT	4.6%	16,700	20,532	38.5	1.3	115	30%	19,100	13,100
GAS	越南氣體總公司 - 股份公司	公用服務	1.5%	56,400	38,255	13.0	2.9	1,732	49%	59,500	36,364
GMD	Gemadept 運輸股份公司	工業	1.1%	100,300	191,969	16.5	4.3	307	4%	121,100	82,400
HDB	胡志明市發展商業股份銀行	金融	2.9%	26,400	7,839	14.0	1.3	616	49%	29,900	23,800
HPG	Hoa Phat (和發) 集團股份公司	原材料	5.4%	27,500	26,977	9.5	1.7	1,468	24%	38,000	24,450
MBB	軍隊貿易股份銀行	金融	4.7%	21,900	60,468	7.9	1.4	5,306	38%	32,115	20,300
MSN	Masan 集團股份公司	必需消費品	5.5%	22,900	52,269	7.7	1.5	4,776	20%	23,150	16,713
MWG	世界移動通信投資股份公司	非必需消費品	5.3%	77,000	90,009	23.3	2.9	454	40%	92,000	71,000
NVL	Nova 房地產投資集團股份公司	房地產	3.6%	123,600	54,722	15.7	5.3	877	49%	129,500	78,452
PNJ	Phu Nhuan (富潤) 珠寶股份公司	非必需消費品	2.2%	62,300	57,967	17.4	2.9	456	7%	74,700	53,700
REE	冷機電股份公司	工業	1.0%	79,100	17,605	16.7	4.3	641	49%	89,300	64,800
ROS	FLC Faros 建築股份公司	工業	0.7%	38,500	11,937	7.3	1.3	1,036	49%	40,150	29,450
SAB	Sai Gon (西貢) 飲料-酒-啤酒股份公司	必需消費品	2.8%	25,650	14,559	71.4	2.5	13,628	3%	43,500	24,850
SBT	Bien Hoa - Thanh Thanh Cong (邊和 - 成成功) 股份公司	必需消費品	0.7%	255,300	163,719	37.9	9.3	25	63%	291,000	212,000
SSI	SSI 西貢證券股份公司	金融	1.0%	17,900	9,400	33.0	1.6	1,374	6%	21,557	15,400
STB	西貢商信銀行 (sacombank)	金融	2.8%	21,300	10,822	10.7	1.2	1,622	57%	32,800	20,600
TCB	越南技商股份銀行 (Techcombank)	金融	8.1%	10,900	19,660	9.0	0.8	3,389	13%	13,950	10,000
VCB	越南外商貿易股份銀行	金融	3.8%	23,650	82,694	9.4	1.5	2,173	23%	30,100	19,900
VHM	Vinhomes 股份公司	房地產	4.8%	84,500	313,400	17.9	4.1	845	24%	85,700	51,000
VIC	Vingroup 集團股份公司	房地產	7.6%	88,500	296,432	19.7	6.9	551	15%	96,700	60,000
VJC	Vietjet 越捷航空股份公司	工業	5.7%	117,000	391,474	71.2	4.7	399	15%	126,500	89,800
VNM	越南牛奶股份公司	必需消費品	10.0%	137,400	71,975	13.9	5.3	680	20%	145,000	107,300
VPB	Viet Nam Thịnh Vuong (越南繁榮) 貿易股份銀行	金融	5.7%	127,000	221,155	23.2	7.8	782	59%	152,600	111,500
VRE	Vincom Retail 股份公司	房地產	2.1%	22,100	54,294	7.4	1.4	2,170	23%	25,500	17,500



We Create **Fortune**

## 元大證券（越南）公司

### 個人客戶分析部

**Nguyễn Th ê Minh**

研究分析經理

+84 28 3622 6868 ext 3826

minh.nguyen@yuanta.com.vn

**Quách Đức Khánh**

高級分析專員

+84 28 3622 6868 ext 3833

khanh.quach@yuanta.com.vn

**Phạm Tấn Phát**

高級分析專員

+84 28 3622 6868 ext 3880

phat.pham@yuanta.com.vn

**Nguyễn Trịnh Ngọc Hồng**

分析專員

+84 28 3622 6868 ext 3832

hong.nguyen@yuanta.com.vn

### 個人客戶業務部

**Nguyễn Thanh Tùng**

總公司業務經理

+84 28 3622 6868 ext 3609

tung.nguyen@yuanta.com.vn

**Chung Kim Hoa**

華人客戶部經理

+84 28 3622 6868 ext 3828

hoa.chung@yuanta.com.vn

**Phù Vĩnh Qu ê**

堤岸分行經理

+84 28 3622 6868

que.phu@yuanta.com.vn

**Nguyễn Việt Quang**

河內分行經理

+84 28 3622 6868 ext 3404

quang.nguyen@yuanta.com.vn

**Võ Thị Thu Thủy**

平陽分行經理

+84 28 3622 6868 ext 3505

thuy.vo@yuanta.com.vn

**Bùi Quốc Phong**

同奈分行經理

+84 28 3622 6868

phong.bui@yuanta.com.vn

**Nguyễn Đức Hoàn**

河內南部營業中心經理

+84 28 3622 6868 ext 3409

hoan.nguyen@yuanta.com.vn

**Võ Đình Tuấn**

峴港分行經理

+84 28 3622 6868 ext 3301

tuan.vo@yuanta.com.vn



We Create **Fortune**

## Appendix A: Important Disclosures

### Analyst Certification

Each research analyst primarily responsible for the content of this research report, in whole or in part, certifies that with respect to each security or issuer that the analyst covered in this report: (1) all of the views expressed accurately reflect his or her personal views about those securities or issuers; and (2) no part of his or her compensation was, is, or will be, directly or indirectly, related to the specific recommendations or views expressed by that research analyst in the research report.

### Ratings Definitions

**BUY:** We have a positive outlook on the stock based on our expected absolute or relative return over the investment period. Our thesis is based on our analysis of the company's outlook, financial performance, catalysts, valuation and risk profile. We recommend investors add to their position.

**HOLD-Outperform:** In our view, the stock's fundamentals are relatively more attractive than peers at the current price. Our thesis is based on our analysis of the company's outlook, financial performance, catalysts, valuation and risk profile.

**HOLD-Underperform:** In our view, the stock's fundamentals are relatively less attractive than peers at the current price. Our thesis is based on our analysis of the company's outlook, financial performance, catalysts, valuation and risk profile.

**SELL:** We have a negative outlook on the stock based on our expected absolute or relative return over the investment period. Our thesis is based on our analysis of the company's outlook, financial performance, catalysts, valuation and risk profile. We recommend investors reduce their position.

**Under Review:** We actively follow the company, although our estimates, rating and target price are under review.

**Restricted:** The rating and target price have been suspended temporarily to comply with applicable regulations and/or Yuanta policies.

Note: Yuanta research coverage with a Target Price is based on an investment period of 12 months. Greater China Discovery Series coverage does not have a formal 12 month Target Price and the recommendation is based on an investment period specified by the analyst in the report.

### Global Disclaimer

© 2018 Yuanta. All rights reserved. The information in this report has been compiled from sources we believe to be reliable, but we do not hold ourselves responsible for its completeness or accuracy. It is not an offer to sell or solicitation of an offer to buy any securities. All opinions and estimates included in this report constitute our judgment as of this date and are subject to change without notice.

This report provides general information only. Neither the information nor any opinion expressed herein constitutes an offer or invitation to make an offer to buy or sell securities or other investments. This material is prepared for general circulation to clients and is not intended to provide tailored investment advice and does not take into account the individual financial situation and objectives of any specific person who may receive this report. Investors should seek financial advice regarding the appropriateness of investing in any securities, investments or investment strategies discussed or recommended in this report. The information contained in this report has been compiled from sources believed to be reliable but no representation or warranty, express or implied, is made as to its accuracy, completeness or correctness. This report is not (and should not be construed as) a solicitation to act as securities broker or dealer in any jurisdiction by any person or company that is not legally permitted to carry on such business in that jurisdiction.

Yuanta research is distributed in the United States only to Major U.S. Institutional Investors (as defined in Rule 15a-6 under the Securities Exchange Act of 1934, as amended and SEC staff interpretations thereof). All transactions by a US person in the securities mentioned in this report must be effected through a registered broker-dealer under Section 15 of the Securities Exchange Act of 1934, as amended. Yuanta research is distributed in Taiwan by Yuanta Securities Investment Consulting. Yuanta research is distributed in Hong Kong by Yuanta Securities (Hong Kong) Co. Limited, which is licensed in Hong Kong by the Securities and Futures Commission for regulated activities, including Type 4 regulated activity (advising on securities). In Hong Kong, this research report may not be redistributed, retransmitted or disclosed, in whole or in part or any form or manner, without the express written