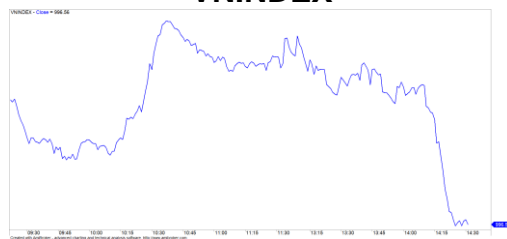


市場走勢 2019/9/20

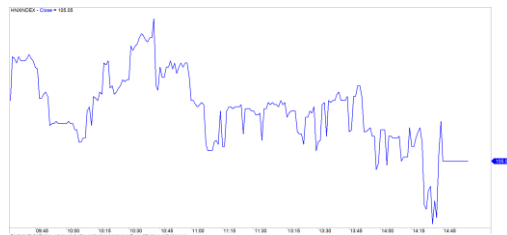
市場指數	VNI	HNI	UPCOM
收盤	996.56	105.05	56.78
%日	-0.13%	0.27%	-0.28%
%週	0.91%	0.64%	0.16%
%月	1.27%	2.67%	-1.82%
%年	-2.02%	-9.66%	4.74%
成交值(十億盾)			
當日	3,768	340	226
日均量/週	3,764	374	200
日均量/月	3,878	372	276
外資進出			
買進	355.72	4.09	40.47
賣出	431.22	4.03	13.64
買賣超	-75.50	0.06	26.82
市場漲跌家數			
上漲	140	74	191
下跌	151	63	110
持平	95	231	599
市場指標			
P/E	16.85	9.26	18.78
總市值 (兆盾)	3,384	191	982
股息殖利 率	1.36%	3.95%	5.28%

資料源: Bloomberg – YSVN

VNINDEX



HNIINDEX



市場走勢

拋售壓力激烈增加，因此指數震盪。VN 指數收盤回頭下跌 0.13%，收於 996.56 點，儘管有時甚至已超越 1,000 點。相反，HNX 指數上漲 0.27%，收於 105.05。Upcom 指數下跌 0.28%，收於 56.78 點。三大市場的現金流量均保持在較高水平，交易價值為 3 兆 8 千億越南盾。

VN30 指數被大規模停利的壓力，有 18 股下跌，只有 7 股上漲。BID (-2.1%)，REE (-2.2%)，MWG (-1.5%)，MSN (-1.1%)，GMD (-1.1%) 等是下跌得最明顯的。但是，該指數仍有一些支柱。具體為，GAS 收盤上漲 1.2%，收於 106,300 盾，BVH 上漲 2%，收於 74,800 盾，HDB 上漲 3.9%，收於 27,700 盾，三隻股票的流動性也良好。當 LDG，HBC，ITA，SCR，HSG，DXG，CII，CMG 等有活躍的交易量時（其中 LDG 漲停），現金流傾向於轉向中型股。

外資連續四個交易日賣超，總價值為 486 億越南盾。其中集中拋售 VRE (-34.8 十億)，MSN (-23.1 十億)。集中購買 QNS (+17.1 十億)，VNM (+16.8 十億)。

短線市場觀點

我們認為，下一個交易日的調整壓力可能會增加，VN30 可能會重新測試 909-919 點的支撐區。同時，VN30 的短期風險正在上漲，因此市場可能在接下來的兩個交易日會回調。積極的是，短期現金流量繼續上漲，並且股票比例仍然很高，這表明短期策略是保持投資組合中股票的比例。

我們的趨勢指標系統仍維持各大指數的短期趨勢上漲，支撐區位於 VN-Index 的 981.24 點和 HNX-Index 的 103.16 點。因此，我們建議短線投資者可繼續持有現有的投資組合，或考慮出售一些急劇上漲的股票並等調整時回購。

建議短線投資比重：58%股票/ 42%現金

(股票趨勢追蹤圖在下一頁內更新)



We Create Fortune

技術分析圖



指數技術分析圖 VN-Index



指數技術分析圖 HNX-Index

指數	短期趨勢	中期趨勢	阻力區 1	阻力區 2	支撐區 1	支撐區 2
VN-Index	上漲	上漲	988	1,000	976	953
HNX-Index	上漲	下跌	102.5	108	99	90
VN30	上漲	上漲	895	935	877	863
VNMidcaps	上漲	上漲	992	1,030	969	963
VNSmallcaps	下跌	上漲	835	845	822	804

We Create Fortune

股票趨勢追蹤表

股票	價格	短期趨勢	中期趨勢	短期買進價格	短期停損	暫計短期利潤%	短期訊號	中期買進價格	中期停損	暫計中期利潤%	中期訊號
AAA	15.35	GIẢM	GIẢM		15.93				17.71		
ACB	23.40	GIẢM	GIẢM		24.15				23.85		
ACV	77.00	TĂNG	GIẢM	75.80	72.72	1.58%			83.54		
ANV	26.05	TĂNG	GIẢM	25.90	25.15	0.58%			27.58		
ASM	7.48	TĂNG	TĂNG	6.30	7.08	18.73%		7.61	5.80	-1.71%	
BFC	14.90	GIẢM	GIẢM		15.26				16.76		
BID	39.40	TĂNG	TĂNG	32.65	39.35	20.67%		33.40	36.62	17.96%	
BMP	51.20	TĂNG	TĂNG	51.80	50.49	-1.16%		48.30	45.90	6.00%	
BSR	9.60	TĂNG	GIẢM	10.10	9.14	-4.95%			10.51		
BVH	74.80	TĂNG	GIẢM	74.80	74.73	0.00%	MUA		80.41		
BWE	26.40	TĂNG	TĂNG	26.65	25.80	-0.94%		20.00	25.45	32.00%	
CEO	10.00	TĂNG	GIẢM	10.30	9.79	-2.91%			11.11		
CII	22.00	TĂNG	GIẢM	21.40	20.30	2.80%			22.49		
CMG	37.60	GIẢM	TĂNG		38.67			23.20	34.96	62.07%	
CMX	23.30	GIẢM	GIẢM		27.78			5.91	26.88	354.77%	BÁN
CSM	14.80	GIẢM	TĂNG		15.10			14.39	14.22	2.85%	
CTD	95.00	TĂNG	GIẢM	97.00	92.68	-2.06%			104.50		
CTG	21.15	TĂNG	GIẢM	20.85	20.59	1.44%			21.90		
CTI	21.15	TĂNG	GIẢM	20.85	20.59	1.44%			21.90		
CTR	46.80	TĂNG	N/A	46.50	40.05	0.65%		-	N/A		
CVT	22.60	TĂNG	TĂNG	21.25	21.16	6.35%		20.35	18.94	11.06%	
DCM	7.48	GIẢM	TĂNG	8.47	7.49	-11.59%	BÁN	8.54	7.15	-12.41%	
DGC	26.70	TĂNG	GIẢM	27.80	26.08	-3.96%			30.54		
DGW	24.85	TĂNG	TĂNG	24.60	24.15	1.02%		23.50	21.79	5.74%	
DHA	30.50	GIẢM	GIẢM		33.26				35.00		
DHC	33.60	TĂNG	GIẢM	33.00	33.48	1.82%			35.33		
DHG	93.80	TĂNG	GIẢM	93.50	90.45	0.32%			99.56		
DIG	14.50	TĂNG	TĂNG	14.25	13.71	1.75%		13.90	12.65	4.32%	
DPG	44.20	GIẢM	GIẢM		45.95				50.61		
DPM	13.35	TĂNG	GIẢM	13.60	13.11	-1.84%			14.62		
DPR	37.70	GIẢM	GIẢM		38.03				42.08		
DQC	18.45	GIẢM	GIẢM		18.62				20.27		
DRC	23.40	TĂNG	TĂNG	22.80	22.79	2.63%		21.60	20.67	8.33%	
DXG	17.45	TĂNG	TĂNG	16.15	16.31	8.05%		15.50	14.48	12.58%	
EIB	16.50	GIẢM	GIẢM		17.23				18.06		

We Create Fortune

FCN	13.10	TĂNG	GIẢM	12.65	11.84	3.56%		13.36		
FMC	27.10	GIẢM	TĂNG		27.65		31.60	26.18	-14.24%	
FPT	57.70	TĂNG	TĂNG	45.20	55.64	27.65%		46.00	52.65	25.43%
GAS	106.30	TĂNG	GIẢM	105.20	101.15	1.05%		109.55		
GEX	22.65	TĂNG	TĂNG	22.20	21.94	2.03%	20.20	20.77	12.13%	
GIL	20.50	TĂNG	GIẢM	21.00	19.51	-2.38%		23.76		
GMD	27.40	TĂNG	TĂNG	27.95	27.01	-1.97%	28.50	26.02	-3.86%	
GTN	19.00	GIẢM	TĂNG		19.96		15.00	17.31	26.67%	
GVR	13.70	GIẢM	N/A		14.42			N/A		
HAG	4.49	GIẢM	GIẢM		4.67			5.13		
HAX	17.40	GIẢM	TĂNG		18.03		15.75	17.40	10.48%	BÁN
HBC	14.65	TĂNG	GIẢM	13.70	13.91	6.93%		15.19		
HCM	24.30	TĂNG	TĂNG	22.15	23.34	9.71%	23.40	20.04	3.85%	
HDB	27.70	TĂNG	GIẢM	26.30	25.84	5.32%		27.71		
HDC	21.10	TĂNG	TĂNG	22.15	20.50	-4.74%	15.25	18.89	38.36%	
HDG	35.00	GIẢM	TĂNG		35.37		35.30	32.61	-0.85%	
HNG	15.15	GIẢM	GIẢM		16.46			18.52		
HPG	21.95	GIẢM	GIẢM		22.80			23.96		
HSG	6.70	GIẢM	GIẢM		6.77			7.44		
HT1	15.10	GIẢM	GIẢM		15.77			16.70		
HUT	2.30	TĂNG	GIẢM	2.40	2.21	-4.17%		2.71		
HVN	33.60	GIẢM	GIẢM		34.24			37.60		
KBC	15.00	GIẢM	TĂNG		15.40		15.35	14.37	-2.28%	
KDH	25.50	TĂNG	TĂNG	22.90	24.97	11.35%	24.00	23.00	6.25%	
KSB	21.10	GIẢM	GIẢM		22.62		23.90	21.11	-11.66%	
LCG	9.80	TĂNG	GIẢM	9.60	9.35	2.08%		10.47		
LDG	10.80	TĂNG	TĂNG	8.18	9.73	32.03%	9.89	8.90	9.20%	
LHG	16.50	GIẢM	GIẢM		17.25			19.15		
LPB	7.50	GIẢM	GIẢM		7.76			8.25		
LSS	5.00	GIẢM	GIẢM		5.28			5.62		
MBB	22.80	TĂNG	TĂNG	22.20	21.96	2.70%	21.85	20.13	4.35%	
MPC	25.90	GIẢM	GIẢM		27.29			33.18		
MSN	78.50	TĂNG	GIẢM	78.00	77.61	0.64%		81.93		
MSR	16.80	GIẢM	GIẢM		18.44			18.90		
MWG	126.10	TĂNG	TĂNG	122.40	121.67	3.02%	88.70	113.67	42.16%	
NDN	17.20	GIẢM	TĂNG		17.62		13.70	16.27	25.55%	
NKG	5.58	GIẢM	GIẢM		5.91			6.54		
NLG	27.80	GIẢM	TĂNG		28.58		28.70	26.73	-3.14%	
NT2	24.00	GIẢM	GIẢM		24.64			26.28		

We Create Fortune

NTL	22.40	GIẢM	GIẢM	23.70	22.65	-4.44%	BÁN		26.18		
NVL	63.80	TĂNG	TĂNG	64.00	61.40	-0.31%		63.00	62.33	1.27%	MUA
OIL	11.10	GIẢM	GIẢM		11.50				12.17		
PAC	28.00	TĂNG	GIẢM	28.70	26.77	-2.44%			31.05		
PC1	20.15	GIẢM	TĂNG		21.49			21.10	18.48	-4.50%	
PDR	26.10	GIẢM	TĂNG		26.57			29.00	25.01	-10.00%	
PHR	61.00	TĂNG	GIẢM	60.40	55.03	0.99%			65.37		
PLX	60.50	GIẢM	TĂNG		61.98			62.40	59.59	-3.04%	
PNJ	80.40	GIẢM	TĂNG	82.70	80.55	-2.60%	BÁN	104.00	78.69	-22.69%	
POW	12.90	TĂNG	GIẢM	12.90	12.78	0.00%	MUA		14.03		
PVT	17.35	TĂNG	TĂNG	18.20	17.27	-4.67%		18.30	16.28	-5.19%	
PPC	25.60	TĂNG	GIẢM	26.50	25.18	-3.40%			28.66		
PTB	69.70	TĂNG	TĂNG	69.70	69.48	0.00%	MUA	64.00	64.57	8.91%	
PVB	19.60	GIẢM	TĂNG		20.57			20.10	18.62	-2.49%	
PVD	18.15	TĂNG	TĂNG	18.50	17.30	-1.89%		18.10	15.96	0.28%	
PVI	33.50	GIẢM	GIẢM		34.64				37.43		
PVS	19.50	TĂNG	GIẢM	20.70	18.60	-5.80%			21.78		
PXS	4.70	GIẢM	GIẢM		5.03				6.02		
QNS	29.70	GIẢM	TĂNG		30.26			33.80	27.80	-12.13%	
REE	38.15	TĂNG	TĂNG	37.15	37.65	2.69%		33.33	33.97	14.48%	
SAB	263.60	GIẢM	TĂNG		270.34			245.00	257.56	7.59%	
SAM	7.90	TĂNG	TĂNG	7.99	7.56	-1.13%		7.40	7.47	6.76%	
SCR	6.51	GIẢM	GIẢM		6.69				7.01		
SHI	8.37	GIẢM	TĂNG	8.39	8.90	6.07%	BÁN	6.99	8.30	19.74%	
SJS	16.30	GIẢM	GIẢM		17.29			-	19.51		
SKG	11.05	GIẢM	GIẢM		11.49				12.13		
SSI	23.00	TĂNG	GIẢM	21.65	21.96	6.24%			23.26		
STB	10.55	TĂNG	GIẢM	10.55	10.28	0.00%			11.09		
TCB	23.35	TĂNG	TĂNG	22.65	22.39	3.09%		22.65	20.77	3.09%	
TCM	22.95	TĂNG	GIẢM	23.00	22.13	-0.22%			25.52		
TDH	10.75	TĂNG	TĂNG	9.40	10.42	14.36%		10.15	9.54	5.91%	
TLH	4.48	GIẢM	GIẢM		4.68				5.06		
TNG	18.20	GIẢM	GIẢM		18.86				20.81		
VCB	82.10	TĂNG	TĂNG	80.00	78.85	2.62%		62.00	74.69	32.42%	
VCG	26.40	TĂNG	TĂNG	27.00	25.91	-2.22%		19.20	24.08	37.50%	
VCS	102.70	TĂNG	TĂNG	87.80	99.09	16.97%		68.00	80.70	51.03%	
VGC	19.30	TĂNG	GIẢM	19.25	19.15	0.26%			20.53		
VGT	9.10	TĂNG	GIẢM	8.90	8.56	2.25%			9.82		
VHC	81.40	TĂNG	GIẢM	80.80	76.50	0.74%			87.84		



We Create Fortune

VHM	89.30	TĂNG	TĂNG	87.30	87.12	2.29%		90.20	80.11	-1.00%	
VIB	18.00	TĂNG	TĂNG	18.20	17.25	-1.10%		17.70	16.40	1.69%	
VIC	119.80	GIẢM	TĂNG		122.81			112.00	113.76	6.96%	
VIP	5.02	TĂNG	GIẢM	5.15	4.95	-2.52%			5.48		
VJC	137.70	GIẢM	TĂNG		139.00			124.50	130.27	10.60%	
VND	14.45	TĂNG	GIẢM	14.10	13.95	2.48%			15.06		
VNG	21.55	TĂNG	TĂNG	19.10	21.07	12.83%		20.20	19.28	6.68%	
VNM	129.70	TĂNG	TĂNG	124.00	126.17	4.60%		130.10	128.24	-0.31%	MUA
VPB	22.05	TĂNG	TĂNG	19.10	21.16	15.45%		20.30	19.11	8.62%	
VPI	42.50	TĂNG	TĂNG	42.20	41.14	0.71%		41.30	39.30	2.91%	
VRC	15.85	TĂNG	GIẢM	15.30	15.42	3.59%			16.26		
VRE	33.10	GIẢM	GIẢM		34.04			35.00	33.61	-3.98%	BÁN
VSC	27.50	GIẢM	GIẢM		28.74				31.41		

LARGECAPS 大型股票趨勢追蹤表

股票	價格	短期趨勢	中期趨勢	短期買進價格	短期停損	暫計短期利潤%	短期訊號	中期買進價格	中期停損	暫計中期利潤%	中期訊號
ACB	23.40	GIẢM	GIẢM		24.15				23.85		
BID	39.40	TĂNG	TĂNG	32.65	39.35	20.67%		33.40	36.62	17.96%	
BSR	9.60	TĂNG	GIẢM	10.10	9.14	-4.95%			10.51		
BVH	74.80	TĂNG	GIẢM	74.80	74.73	0.00%			80.41		
CTG	21.15	TĂNG	GIẢM	20.85	20.59	1.44%			21.90		
EIB	16.50	GIẢM	GIẢM		17.23				18.06		
FPT	57.70	TĂNG	TĂNG	45.20	55.64	27.65%		41.00	52.65	40.74%	
GAS	106.30	TĂNG	GIẢM	105.20	101.15	1.05%			109.55		
HDB	27.70	TĂNG	GIẢM	26.30	25.84	5.32%			27.71		
HNG	15.15	GIẢM	GIẢM		16.46				18.52		
HPG	21.95	GIẢM	GIẢM		22.80				23.96		
HVN	33.60	GIẢM	GIẢM		34.24				37.60		
KDH	25.50	TĂNG	TĂNG	22.90	24.97	11.35%		24.00	23.00	6.25%	
MBB	22.80	TĂNG	TĂNG	22.20	21.96	2.70%		21.27	20.13	7.19%	
MSN	78.50	TĂNG	GIẢM	78.00	77.61	0.64%			81.93		
MWG	126.10	TĂNG	TĂNG	122.40	121.67	3.02%		88.70	113.67	42.16%	
NVL	63.80	TĂNG	TĂNG	64.00	61.40	-0.31%		63.00	62.33	1.27%	MUA
OIL	11.10	GIẢM	GIẢM		11.50				12.17		
PLX	60.50	GIẢM	TĂNG		61.98			59.97	59.59	0.88%	
PNJ	80.40	GIẢM	TĂNG	82.70	80.55	-2.60%	BÁN	77.88	78.69	3.23%	
POW	12.90	TĂNG	GIẢM	12.90	12.78	0.00%	MUA		14.03		

We Create Fortune

PVS	19.50	TĂNG	GIẢM	20.70	18.60	-5.80%		21.78			
QNS	29.70	GIẢM	TĂNG		30.26			33.80	27.80	-12.13%	
REE	38.15	TĂNG	TĂNG	37.15	37.65	2.69%		33.33	33.97	14.48%	
ROS	26.40	TĂNG	GIẢM	27.50	25.24	-4.00%			29.25		
SSI	23.00	TĂNG	GIẢM	21.65	21.96	6.24%			23.26		
STB	10.55	TĂNG	GIẢM	10.55	10.28	0.00%			11.09		
TCB	23.35	TĂNG	TĂNG	22.65	22.39	3.09%		22.65	20.77	3.09%	
TPB	22.40	TĂNG	GIẢM	22.70	21.57	-1.32%			N/A		
VCB	82.10	TĂNG	TĂNG	80.00	78.85	2.62%		62.00	74.69	32.42%	
VCG	26.40	TĂNG	TĂNG	27.00	25.91	-2.22%		18.44	24.08	43.16%	
VEA	54.90	TĂNG	GIẢM	55.20	53.83	-0.54%			N/A		
VGI	33.10	GIẢM	GIẢM		33.18				N/A		
VHM	89.30	TĂNG	TĂNG	87.30	87.12	2.29%		90.20	80.11	-1.00%	
VIB	18.00	TĂNG	TĂNG	18.20	17.25	-1.10%		17.70	16.40	1.69%	
VIC	119.80	GIẢM	TĂNG		122.81			112.00	113.76	6.96%	
VJC	137.70	GIẢM	TĂNG		139.00			124.50	130.27	10.60%	
VNM	129.70	TĂNG	TĂNG	124.00	126.17	4.60%		130.10	128.24	-0.31%	MUA
VPB	22.05	TĂNG	TĂNG	19.10	21.16	15.45%		20.30	19.11	8.62%	
VRE	33.10	GIẢM	GIẢM		34.04			34.00	33.61	-1.15%	BÁN

MIDCAPS 中型股票趨勢追蹤表

股票	價格	短期趨勢	中期趨勢	短期買進價格	短期停損	暫計短期利潤%	短期訊號	中期買進價格	中期停損	暫計中期利潤%	中期訊號
AAA	15.35	GIẢM	GIẢM		15.93				17.71		
ANV	26.05	TĂNG	GIẢM	25.90	25.15	0.58%			27.58		
ASM	7.48	TĂNG	TĂNG	6.30	7.08	18.73%		7.61	5.80	-1.71%	
BMP	51.20	TĂNG	TĂNG	51.80	50.49	-1.16%		48.30	45.90	6.00%	
BWE	26.40	TĂNG	TĂNG	26.65	25.80	-0.94%		19.44	25.45	35.80%	
C4G	6.80	GIẢM	GIẢM		7.32				8.51		
CEO	10.00	TĂNG	GIẢM	10.30	9.79	-2.91%			11.11		
CII	22.00	TĂNG	GIẢM	21.40	20.30	2.80%			22.49		
CRE	24.80	TĂNG	GIẢM	25.40	24.63	-2.36%			26.06		
CTI	24.50	TĂNG	GIẢM	24.00	23.03	2.08%			24.64		
CTR	46.80	TĂNG	#N/A	46.50	40.05	0.65%		-	#N/A		
DCM	7.48	GIẢM	TĂNG	7.57	7.49	-1.08%	BÁN	8.54	7.15	-12.41%	
DHC	33.60	TĂNG	GIẢM	33.00	33.48	1.82%			35.33		
DIG	14.50	TĂNG	TĂNG	14.25	13.71	1.75%		13.90	12.65	4.32%	
DPM	13.35	TĂNG	GIẢM	13.60	13.11	-1.84%			14.62		

We Create Fortune

DRC	23.40	TĂNG	TĂNG	22.80	22.79	2.63%		21.60	20.67	8.33%	
DXG	17.45	TĂNG	TĂNG	16.15	16.31	8.05%		15.50	14.48	12.58%	
E1VFN30	15.46	TĂNG	TĂNG	14.62	15.04	5.75%		15.26	14.27	1.31%	
FCN	13.10	TĂNG	GIẢM	12.65	11.84	3.56%			13.36		
FLC	3.62	GIẢM	GIẢM		3.74				4.03		
FTM	3.18	GIẢM	GIẢM		3.63				8.42		
GEG	27.40	GIẢM	TĂNG		28.61			12.90	24.99	112.40%	
GEX	22.65	TĂNG	TĂNG	22.20	21.94	2.03%		20.20	20.77	12.13%	
GMD	27.40	TĂNG	TĂNG	27.95	27.01	-1.97%		28.50	26.02	-3.86%	
GTN	19.00	GIẢM	TĂNG		19.96			15.00	17.31	26.67%	
GVR	13.70	GIẢM	#N/A		14.42			-	#N/A		
HAG	4.49	GIẢM	GIẢM		4.67				5.13		
HBC	14.65	TĂNG	GIẢM	13.70	13.91	6.93%			15.19		
HCM	24.30	TĂNG	TĂNG	22.15	23.34	9.71%		23.40	20.04	3.85%	
HDG	35.00	GIẢM	TĂNG		35.37			35.30	32.61	-0.85%	
HPX	26.15	GIẢM	#N/A		27.01			-	#N/A		
HSG	6.70	GIẢM	GIẢM		6.77				7.44		
HT1	15.10	GIẢM	GIẢM		15.77				16.70		
IBC	20.20	GIẢM	TĂNG		20.57			24.90	20.15	-18.88%	BÁN
IDI	7.15	TĂNG	TĂNG	6.34	7.10	12.78%		7.53	5.67	-5.05%	
IJC	14.70	TĂNG	TĂNG	15.70	14.47	-6.37%		13.10	13.12	12.21%	
ITA	3.25	TĂNG	TĂNG	3.29	3.07	-1.22%		3.20	2.96	1.56%	
KBC	15.00	GIẢM	TĂNG		15.40			15.35	14.37	-2.28%	
KSB	21.10	GIẢM	GIẢM		22.62			23.90	21.11	-11.66%	
LDG	10.80	TĂNG	TĂNG	8.18	9.73	32.03%		9.89	8.90	9.20%	
LPB	7.50	GIẢM	GIẢM		7.76				8.25		
MBS	15.20	TĂNG	TĂNG	15.70	14.85	-3.18%		16.00	14.25	-5.00%	
MPC	25.90	GIẢM	GIẢM		27.29				33.18		
NBB	20.40	TĂNG	GIẢM	20.85	19.83	-2.16%			22.02		
NKG	5.58	GIẢM	GIẢM		5.91				6.54		
NLG	27.80	GIẢM	TĂNG		28.58			28.70	26.73	-3.14%	
NT2	24.00	GIẢM	GIẢM		24.64				26.28		
NTC	165.30	GIẢM	GIẢM		168.71				192.49		
NTL	22.40	GIẢM	GIẢM	23.70	22.65	-4.44%	BÁN		26.18		
NVB	8.40	TĂNG	TĂNG	7.60	7.87	10.53%		8.50	8.10	-1.18%	MUA
OGC	3.84	GIẢM	GIẢM	4.04	3.87	-4.17%	BÁN		4.31		
PC1	20.15	GIẢM	TĂNG		21.49			19.30	18.48	4.40%	
PDR	26.10	GIẢM	TĂNG		26.57			23.60	25.01	10.62%	

We Create Fortune

PHR	61.00	TĂNG	GIẢM	60.40	55.03	0.99%			65.37		
PPC	25.60	TĂNG	GIẢM	26.50	25.18	-3.40%			28.66		
PTB	69.70	TĂNG	TĂNG	69.70	69.48	0.00%	MUA	60.78	64.57	14.68%	
PVD	18.15	TĂNG	TĂNG	18.50	17.30	-1.89%		18.10	15.96	0.28%	
PVI	33.50	GIẢM	GIẢM		34.64				37.43		
PVT	17.35	TĂNG	TĂNG	18.20	17.27	-4.67%		18.30	16.28	-5.19%	
QCG	4.53	GIẢM	GIẢM		4.79				5.28		
SAM	7.90	TĂNG	TĂNG	7.99	7.56	-1.13%		7.40	7.47	6.76%	
SBT	17.85	TĂNG	TĂNG	16.50	17.42	8.18%		17.50	16.44	2.00%	
SCR	6.51	GIẢM	GIẢM		6.69				7.01		
SHB	6.60	TĂNG	GIẢM	6.60	6.31	0.00%			6.86		
SHS	8.40	TĂNG	TĂNG	7.40	7.75	13.51%		8.40	8.12	0.00%	MUA
SJS	16.30	GIẢM	GIẢM		17.29				19.51		
STK	19.00	GIẢM	GIẢM		21.23				24.27		
SZC	18.30	GIẢM	#N/A		19.76			-	#N/A		
TCH	24.15	TĂNG	TĂNG	22.05	22.96	9.52%		22.50	21.23	7.33%	
TCM	22.95	TĂNG	GIẢM	23.00	22.13	-0.22%			25.52		
TNG	18.20	GIẢM	GIẢM		18.86				20.81		
TTB	23.40	GIẢM	TĂNG		23.76			24.50	22.71	-4.49%	
VCI	34.25	TĂNG	TĂNG	34.50	33.85	-0.72%		36.00	30.78	-4.86%	
VGT	9.10	TĂNG	GIẢM	8.90	8.56	2.25%			9.82		
VHC	81.40	TĂNG	GIẢM	80.80	76.50	0.74%			87.84		
VND	14.45	TĂNG	GIẢM	14.10	13.95	2.48%			15.06		
VNG	21.55	TĂNG	TĂNG	19.10	21.07	12.83%		20.20	19.28	6.68%	
VPI	42.50	TĂNG	TĂNG	42.20	41.14	0.71%		41.30	39.30	2.91%	

MALLCAPS 小型股票趨勢追蹤表

股票	價格	短期趨勢	中期趨勢	短期買進價格	短期停損	暫計短期利潤%	短期訊號	中期買進價格	中期停損	暫計中期利潤%	中期訊號
AAV	9.00	GIẢM	#N/A		9.84			16.85	#N/A	#N/A	
AGR	4.55	TĂNG	TĂNG	4.55	4.55	0.00%	MUA	3.99	4.34	14.04%	
AMD	1.52	GIẢM	GIẢM		1.58				1.79		
APG	8.82	TĂNG	TĂNG	9.19	8.81	-4.03%		9.90	7.90	-10.91%	
ART	1.90	TĂNG	GIẢM	2.00	1.76	-5.00%			2.25		
BCC	7.40	GIẢM	GIẢM		7.86				8.63		
BCG	8.80	TĂNG	TĂNG	5.82	8.01	51.20%		6.39	7.06	37.72%	
C69	30.60	TĂNG	TĂNG	18.30	25.40	67.21%		5.30	21.41	477.36%	

We Create Fortune

CCL	10.00	TĂNG	TĂNG	6.38	9.58	56.74%		3.46	8.57	189.02%	
CRC	14.15	GIẢM	GIẢM		16.59			18.90	15.04	-20.40%	
CVT	22.60	TĂNG	TĂNG	21.25	21.16	6.35%		20.35	18.94	11.06%	
DAG	6.58	GIẢM	TĂNG		6.86			7.09	6.22	-7.19%	
DAH	9.83	GIẢM	GIẢM		10.48				12.12		
DGW	24.85	TĂNG	TĂNG	24.60	24.15	1.02%		23.50	21.79	5.74%	
DLG	1.53	TĂNG	GIẢM	1.61	1.52	-4.97%			1.65		
DRH	7.02	GIẢM	GIẢM		7.69				7.76		
DTD	15.70	GIẢM	TĂNG		16.12			12.90	14.20	21.71%	
EVG	2.60	TĂNG	GIẢM	2.80	2.58	-7.14%			2.99		
FIT	3.42	TĂNG	TĂNG	3.59	3.34	-4.74%		3.64	3.03	-6.04%	
GKM	15.10	TĂNG	GIẢM	15.00	14.73	0.67%			15.54		
HAH	14.90	GIẢM	TĂNG		14.97			13.00	13.89	14.62%	
HAI	1.63	GIẢM	GIẢM		1.67				1.86		
HAP	3.38	GIẢM	TĂNG		3.42			3.67	3.25	-7.90%	
HAR	3.69	TĂNG	GIẢM	3.56	3.57	3.65%			3.88		
HCD	3.41	TĂNG	GIẢM	3.56	3.33	-4.21%			3.95		
HDA	10.90	TĂNG	GIẢM	11.20	10.66	-2.68%			12.07		
HDC	21.10	TĂNG	TĂNG	22.15	20.50	-4.74%		15.25	18.89	38.36%	
HHP	11.50	GIẢM	GIẢM		12.11				13.73		
HHS	3.10	TĂNG	GIẢM	3.04	3.02	1.97%			3.20		
HII	11.80	TĂNG	GIẢM	11.60	11.12	1.72%			12.29		
HQC	1.16	GIẢM	GIẢM		1.25				1.34		
HSL	8.00	GIẢM	TĂNG		8.68			9.84	7.71	-18.70%	
HUT	2.30	TĂNG	GIẢM	2.40	2.21	-4.17%			2.71		
HVG	2.80	GIẢM	GIẢM		3.05				3.75		
HVH	17.75	GIẢM	#N/A		18.65				#N/A		
JVC	3.55	TĂNG	TĂNG	2.76	3.03	28.62%		3.10	2.68	14.52%	
KLF	1.20	GIẢM	GIẢM		1.37				1.49		
KMR	2.50	GIẢM	GIẢM		2.62				2.94		
LCG	9.80	TĂNG	GIẢM	9.60	9.35	2.08%			10.47		
LGL	10.15	GIẢM	TĂNG		11.15			7.11	9.49	42.69%	
LHG	16.50	GIẢM	GIẢM		17.25				19.15		
LMH	15.70	GIẢM	#N/A		16.29			-	#N/A		
MST	3.50	TĂNG	TĂNG	2.80	3.03	25.00%		3.40	3.16	2.94%	MUA
NDN	17.20	GIẢM	TĂNG		17.62			13.10	16.27	31.25%	
PHC	13.30	TĂNG	GIẢM	13.30	13.29	0.00%	MUA		13.46		
PVB	19.60	GIẢM	TĂNG		20.57			20.10	18.62	-2.49%	
PVC	7.20	TĂNG	TĂNG	7.30	6.88	-1.37%		7.10	6.67	1.41%	



We Create Fortune

PXL	5.00	GIẢM	GIẢM		5.26				6.65		
PXS	4.70	GIẢM	GIẢM		5.03				6.02		
QBS	2.98	GIẢM	GIẢM		3.20				3.36		
SFG	7.05	GIẢM	GIẢM		7.37				9.13		
SHI	8.37	GIẢM	TĂNG	8.39	8.90	6.07%	BÁN	6.23	8.30	34.29%	
SJF	2.58	TĂNG	GIẢM	2.72	2.52	-5.15%			3.30		
SKG	11.05	GIẢM	GIẢM		11.49				12.13		
TDH	10.75	TĂNG	TĂNG	9.40	10.42	14.36%		10.15	9.54	5.91%	
TIG	3.90	TĂNG	TĂNG	3.40	3.58	14.71%		3.20	3.03	21.88%	
TLD	4.50	GIẢM	GIẢM		4.99				7.06		
TLH	4.48	GIẢM	GIẢM		4.68				5.06		
TNI	10.30	TĂNG	GIẢM	10.30	10.29	0.00%	MUA		11.25		
TTF	2.84	GIẢM	GIẢM	3.00	2.84	-5.26%	BÁN		3.40		
TTH	2.80	GIẢM	GIẢM		3.09				3.39		
TVB	16.30	GIẢM	GIẢM		17.03				18.55		
TVC	16.60	TĂNG	TĂNG	16.80	16.03	-1.19%		14.30	14.38	16.08%	
VC3	23.20	TĂNG	TĂNG	23.20	22.93	0.00%		22.00	21.61	5.45%	
VCR	20.00	GIẢM	GIẢM		21.57				25.98		
VNE	3.41	TĂNG	GIẢM	3.35	3.25	1.79%			3.70		
VPG	22.80	TĂNG	TĂNG	21.40	22.06	6.54%		20.46	20.11	11.46%	
VRC	15.85	TĂNG	GIẢM	15.40	15.42	2.92%			16.26		
YBM	6.92	GIẢM	GIẢM	8.56	7.90	-7.67%	BÁN		11.71		

We Create Fortune

胡志明市交易所 (HSX)

	收盤	漲跌%
VNI	996.56	-0.13%
VN30	922.89	-0.21%
VN Mid	983.22	0.09%
VN Small	801.07	-0.04%

河內交易所 (HSX)

	收盤	漲跌%
HNI	105.05	0.27%
HN30	191.08	-0.54%
VNX AllSh	887.89	-0.15%

UPCOM 市場 (UPCoM)

	收盤	漲跌%
UPCoM	56.78	-0.28%

外資交易	成交值(十億盾)	
買進	355.72	
賣出	431.22	
買超/賣超	-75.5	

外資交易	成交值(十億盾)	
買進	4.09	
賣出	4.03	
買超/賣超	0.06	

外資交易	成交值(十億盾)	
買進	40.47	
賣出	13.64	
買超/賣超	26.82	

上漲排名/股碼	漲跌(VND)	漲跌%
LDG	700	6.93%
DVP	2100	5.26%
HAH	650	4.56%
HDB	1050	3.94%
D2D	2500	3.70%

上漲排名/股碼	漲跌(VND)	漲跌%
HHC	10100	9.97%
TAR	1200	4.40%
DP3	1400	2.18%
VCR	400	2.04%
ACB	200	0.86%

上漲排名/股碼	漲跌(VND)	漲跌%
VGI	1900	6.09%
OIL	400	3.74%
BSR	300	3.23%
NTC	4600	2.86%
NTC	4600	2.86%

下跌排名/股碼	漲跌(VND)	漲跌%
SHI	-630	-7.00%
STK	-900	-4.52%
HQC	-50	-4.13%
PC1	-750	-3.59%
NTL	-700	-3.03%

下跌排名/股碼	漲跌(VND)	漲跌%
L14	-2800	-4.71%
HUT	-100	-4.17%
VCS	-2900	-2.75%
MBS	-300	-1.94%
TNG	-300	-1.62%

下跌排名/股碼	漲跌(VND)	漲跌%
NHH	-4200	-9.27%
HTM	-1100	-6.83%
SIP	-3100	-3.25%
VEA	-1700	-3.00%
C4G	-200	-2.86%

*備註：市值>5,000 億盾；成交值>15 億盾

市值排名/股碼	十億盾	
VIC	400,843	
VCB	307,466	
VHM	299,112	
VNM	226,553	
GAS	200,965	

市值排名/股碼	十億盾	
ACB	37,615	
VCS	16,558	
VCG	11,661	
PVS	9,368	
SHB	7,941	

市值排名/股碼	十億盾	
ACV	168,711	
VGI	94,912	
VEA	75,275	
GVR	54,312	
MCH	52,166	

交易量排名/股碼	成交值	30 日均
ROS	18,601,400	20,430,770
MBB	6,427,610	4,623,881
LDG	5,164,220	2,097,564
HBC	4,726,550	2,114,004
HPG	4,419,680	5,086,579

交易量排名/股碼	成交值	30 日均
SHB	2,659,011	4,603,545
ACB	2,304,045	2,310,458
PVS	1,442,935	2,332,005
VC3	1,056,200	356,886
CEO	985,034	1,253,752

交易量排名/股碼	成交值	30 日均
BSR	4,429,925	1,781,984
VIB	905,936	747,407
VGI	823,613	490,958
QNS	709,117	771,389
GVR	614,342	662,715

資料源: Bloomberg & Yuanta Research

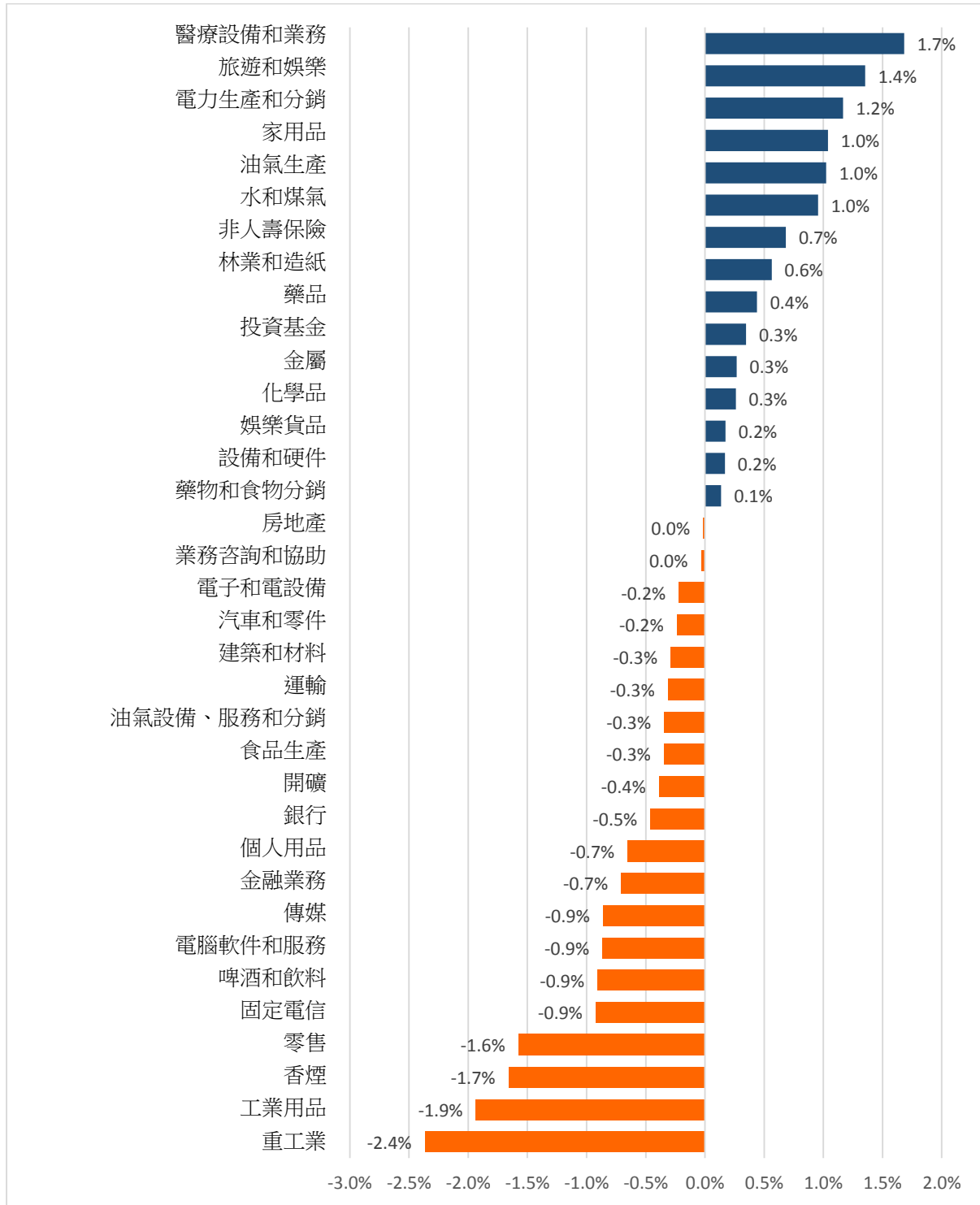
資料源: Bloomberg & Yuanta Research

資料源: Bloomberg & Yuanta Research



We Create Fortune

各行業板塊的交易走勢



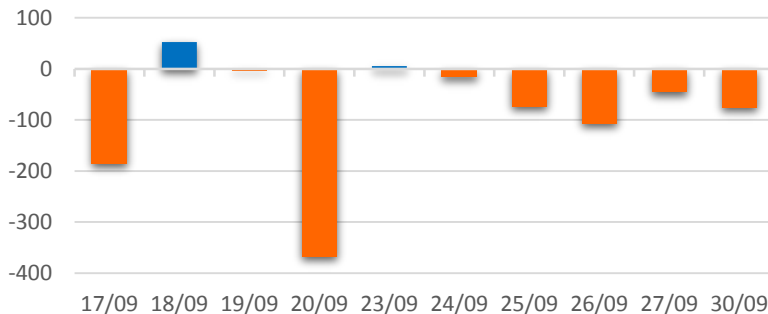
資料源: FiinPro - YSVN



We Create Fortune

外資買進賣統計

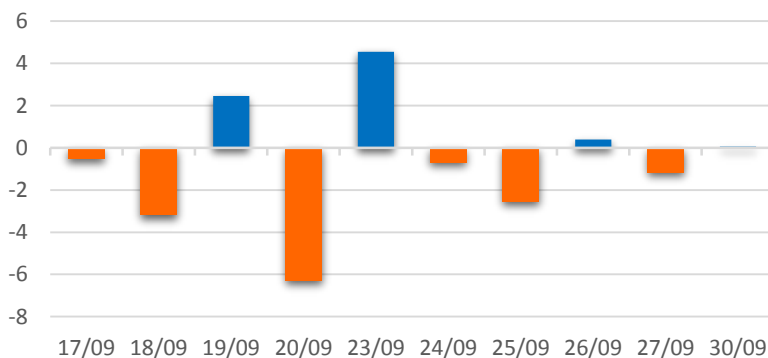
HSX 外資每日買/賣超



證券代碼	買超金額 (百萬盾)	證券代碼	賣超金額 (百萬盾)
VNM	16,828	VRE	34,898
HBC	16,318	MSN	23,147
GAS	7,550	VHM	22,627
CII	7,539	VCB	8,886
VIC	5,996	POW	8,576

HSX 外資買/賣超的前 5 名

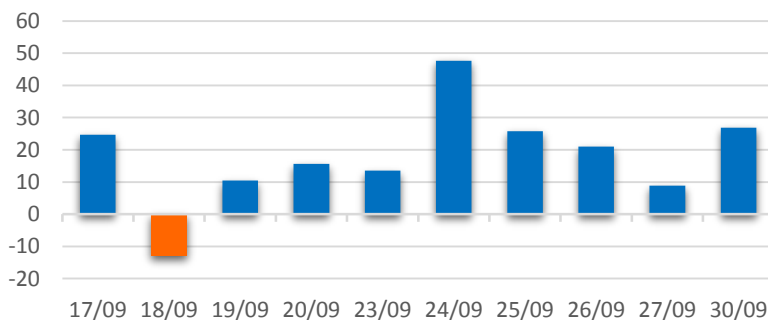
HNX 外資每日買/賣超



證券代碼	買超金額 (百萬盾)	證券代碼	賣超金額 (百萬盾)
SHS	818	PVS	1,301
MBS	806	VCS	825
TIG	373	INN	243
NTP	338	SD9	168
SED	297	CEO	167

HNX 外資買/賣超的前 5 名

UPCOM 外資每日買/賣超



證券代碼	買超金額 (百萬盾)	證券代碼	賣超金額 (百萬盾)
QNS	17,129	VEA	1,799
MCH	3,067	CTR	401
OIL	2,825	PWA	112
BSR	2,521	VOC	42
ACV	1,488	CTR	384

UPCOM 外資買/賣超的前 5 名

源: FiinPro – YSVN



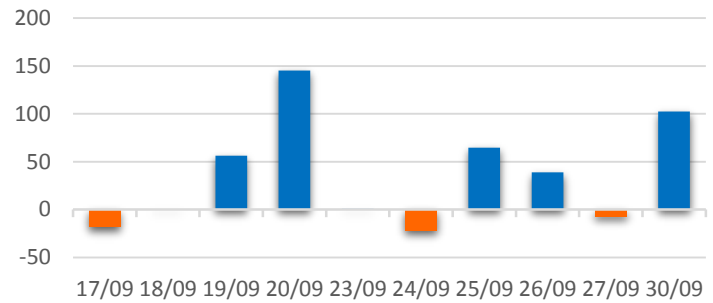
We Create **Fortune**

自營進出統計

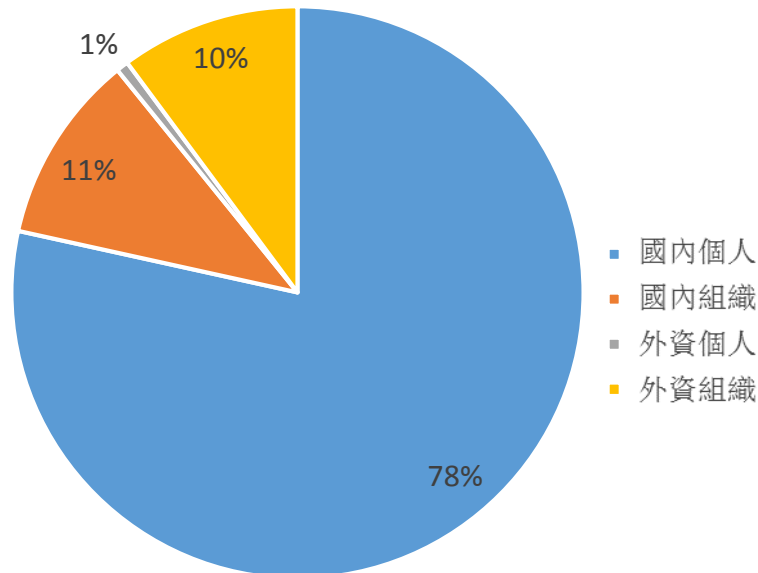
證券代碼	買超金額 (百萬盾)	證券代碼	賣超金額 (百萬盾)
VNM	12,734	HPG	15,609
IJC	11,187	MBB	10,414
TCB	10,379	DBD	8,011
HPG	9,951	MWG	5,588
MWG	8,988	MSN	2,253

券商自營交易最大前名

券商自營交易每日買/賣超 (bil. VND)



越南證券市場投資人類別統計



資料源: FiiPro - YSVN



We Create **Fortune**

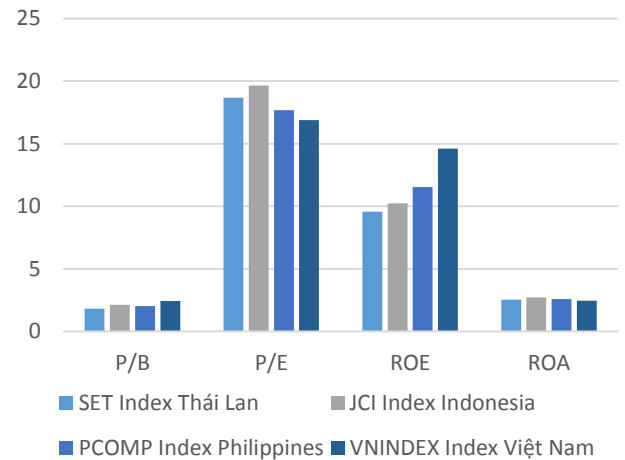
東南亞主要市場走勢比較



東南亞主要市場數據

		Thailand	Indonesia	Philippines	Vietnam
P/B		1.8x	2.1x	2.0x	2.4x
P/E		18.6x	19.6x	17.6x	17.0x
ROE	%	9.57	10.22	11.54	14.60
ROA	%	2.51	2.70	2.59	2.45
Vốn hóa	Tỷ USD	550.23	506.63	190.95	144.45
GTGD	Triệu USD	1.25	0.47	0.07	0.13
LS cổ tức	%	3.12	2.48	1.67	1.95

BloomBerg & YSVN





We Create **Fortune**

元大證券（越南）公司

個人客戶分析部

Nguyễn Th ê Minh

研究分析經理

+84 28 3622 6868 ext 3826

minh.nguyen@yuanta.com.vn

Quách Đứ c Khánh

高級分析專員

+84 28 3622 6868 ext 3833

khanh.quach@yuanta.com.vn

Nguyễn Tr ịnh Ngọc Hồng
分析專員

+84 28 3622 6868 ext 3832

hong.nguyen@yuanta.com.vn

Phạm Tấn Phát 高
級分析專員

+84 28 3622 6868 ext 3880

phat.pham@yuanta.com.vn

Đặng Phi Phôn 分
析專員

+84 28 3622 6868 ext 3893

phon.dang@yuanta.com.vn

個人客戶業務部

Nguyễn Thanh Tùng

總公司業務經理

+84 28 3622 6868 ext 3609

tung.nguyen@yuanta.com.vn

Nguyễn Việ t Quang

河內分行經理

+84 28 3622 6868 ext 3404

quang.nguyen@yuanta.com.vn

Nguyễn Đứ c Hoàn

河內南部營業中心經理

+84 28 3622 6868 ext 3409

hoan.nguyen@yuanta.com.vn

Chung Kim Hoa

華人客戶部經理

+84 28 3622 6868 ext 3828

hoa.chung@yuanta.com.vn

Võ Thị Thu Thủy

平陽分行經理

+84 28 3622 6868 ext 3505

thuy.vo@yuanta.com.vn

Võ Đ ịnh Tuấn

峴港分行經理

+84 28 3622 6868 ext 3301

tuan.vo@yuanta.com.vn

Phù V ịnh Qu ế

堤岸分行經理

+84 28 3622 6868

que.phu@yuanta.com.vn

Bùi Quốc Phong

同奈分行經理

+84 28 3622 6868

phong.bui@yuanta.com.vn



We Create **Fortune**

Appendix A: Important Disclosures

Analyst Certification

Each research analyst primarily responsible for the content of this research report, in whole or in part, certifies that with respect to each security or issuer that the analyst covered in this report: (1) all of the views expressed accurately reflect his or her personal views about those securities or issuers; and (2) no part of his or her compensation was, is, or will be, directly or indirectly, related to the specific recommendations or views expressed by that research analyst in the research report.

Ratings Definitions

BUY: We have a positive outlook on the stock based on our expected absolute or relative return over the investment period. Our thesis is based on our analysis of the company's outlook, financial performance, catalysts, valuation and risk profile. We recommend investors add to their position.

HOLD-Outperform: In our view, the stock's fundamentals are relatively more attractive than peers at the current price. Our thesis is based on our analysis of the company's outlook, financial performance, catalysts, valuation and risk profile.

HOLD-Underperform: In our view, the stock's fundamentals are relatively less attractive than peers at the current price. Our thesis is based on our analysis of the company's outlook, financial performance, catalysts, valuation and risk profile.

SELL: We have a negative outlook on the stock based on our expected absolute or relative return over the investment period. Our thesis is based on our analysis of the company's outlook, financial performance, catalysts, valuation and risk profile. We recommend investors reduce their position.

Under Review: We actively follow the company, although our estimates, rating and target price are under review.

Restricted: The rating and target price have been suspended temporarily to comply with applicable regulations and/or Yuanta policies.

Note: Yuanta research coverage with a Target Price is based on an investment period of 12 months. Greater China Discovery Series coverage does not have a formal 12 month Target Price and the recommendation is based on an investment period specified by the analyst in the report.

Global Disclaimer

© 2018 Yuanta. All rights reserved. The information in this report has been compiled from sources we believe to be reliable, but we do not hold ourselves responsible for its completeness or accuracy. It is not an offer to sell or solicitation of an offer to buy any securities. All opinions and estimates included in this report constitute our judgment as of this date and are subject to change without notice.

This report provides general information only. Neither the information nor any opinion expressed herein constitutes an offer or invitation to make an offer to buy or sell securities or other investments. This material is prepared for general circulation to clients and is not intended to provide tailored investment advice and does not take into account the individual financial situation and objectives of any specific person who may receive this report. Investors should seek financial advice regarding the appropriateness of investing in any securities, investments or investment strategies discussed or recommended in this report. The information contained in this report has been compiled from sources believed to be reliable but no representation or warranty, express or implied, is made as to its accuracy, completeness or correctness. This report is not (and should not be construed as) a solicitation to act as securities broker or dealer in any jurisdiction by any person or company that is not legally permitted to carry on such business in that jurisdiction.

Yuanta research is distributed in the United States only to Major U.S. Institutional Investors (as defined in Rule 15a-6 under the Securities Exchange Act of 1934, as amended and SEC staff interpretations thereof). All transactions by a US person in the securities mentioned in this report must be effected through a registered broker-dealer under Section 15 of the Securities Exchange Act of 1934, as amended. Yuanta research is distributed in Taiwan by Yuanta Securities Investment Consulting. Yuanta research is distributed in Hong Kong by Yuanta Securities (Hong Kong) Co. Limited, which is licensed in Hong Kong by the Securities and Futures Commission for regulated activities, including Type 4 regulated activity (advising on securities). In Hong Kong, this research report may not be redistributed, retransmitted or disclosed, in whole or in part or any form or manner, without the express written