

當日市場：VN 指數可能會繼續在窄幅內波動

2019/10/29

市場走勢 2019/9/20

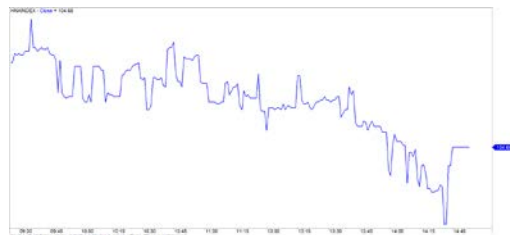
市場指數	VNI	HNI	UPCOM
收盤	995.87	104.68	56.36
%日	-0.06%	-0.34%	-0.07%
%週	0.88%	0.18%	-0.74%
%月	-0.20%	-0.09%	-1.02%
%年	12.04%	3.47%	10.64%
成交值(十億盾)			
當日	4,049	242	225
日均量/週	3,583	250	218
日均量/月	3,872	335	223
外資進出			
買進	381.51	2.27	43.26
賣出	461.19	4.61	17.88
買賣超	-79.69	-2.34	25.39
市場漲跌家數			
上漲	114	52	168
下跌	177	74	121
持平	95	242	613
市場指標			
P/E	16.57	9.32	18.66
總市值 (兆盾)	3,383	189	986
股息殖利 率	1.38%	4.75%	5.24%

資料源: Bloomberg – YSVN

VNINDEX



HNIINDEX



市場走勢

VN 指數第二次接近 1,000 點時再度出現震盪。最後，VN 指數微跌 0.06%，收於 995.87 點。HNX 指數下跌 0.34%，收於 104.68 點。Upcom 指數僅略有下跌。三大市場的交易價值超過 3 兆 3000 億越南盾。

VN30 指數繼續受到修正壓力，19 檔下跌和 8 檔上漲。但是，只有 STB (-1.8%)，VCB (-1.1%)，PNJ (-1.1%)，VJC (-1%) 下跌 1% 以上，其餘則略有下跌。HPG 在經歷了兩個交易日強勁上漲後也有所放緩，值得注意的是，外國投資者今天也積極參與交易。REE 以 3.7% 的漲幅引起全市場的注意，收於 37,950 點；在價格圖表上，36,000 的價格為 REE 的技術支持的價格。

KLF (+7.7%)，HVG (+7%)，TSC (+ 6.9%) 等投機性股票繼續活躍。FLC (+ 6.8%) 繼續第二個交易日漲停，流動性超過 3,100 萬股。

外資賣超近 570 億越南盾。主要拋售 VHM (290 億越南盾)，ROS (263 億越南盾)。相反，主要購買，VNM (297 億越南盾) 和 HPG (244 億越南盾)。

短線市場觀點

我們認為，在接下來的幾個交易日中，市場可能會繼續在 VN 指數的 990-1,000 點範圍內掙扎。同時，市場有進入積累期的跡象，並且該水平可能在下一個交易日持續。積極的是，投機性現金流又回來了，因此在接下來的幾個交易日中，流動性可能會繼續改善。此外，現貨比例繼續略有增加，這表明新的投資機會已增加。

我們的趨勢指標系統短期維持兩個主要指數的下跌趨勢，VN 指數的阻力位在 997.11 點，HNX 指數的阻力位在 106.27 點。因此，我們建議投資者可將現貨比例達到建議的水平或將保持在當前比例，特別是限制購買新的。

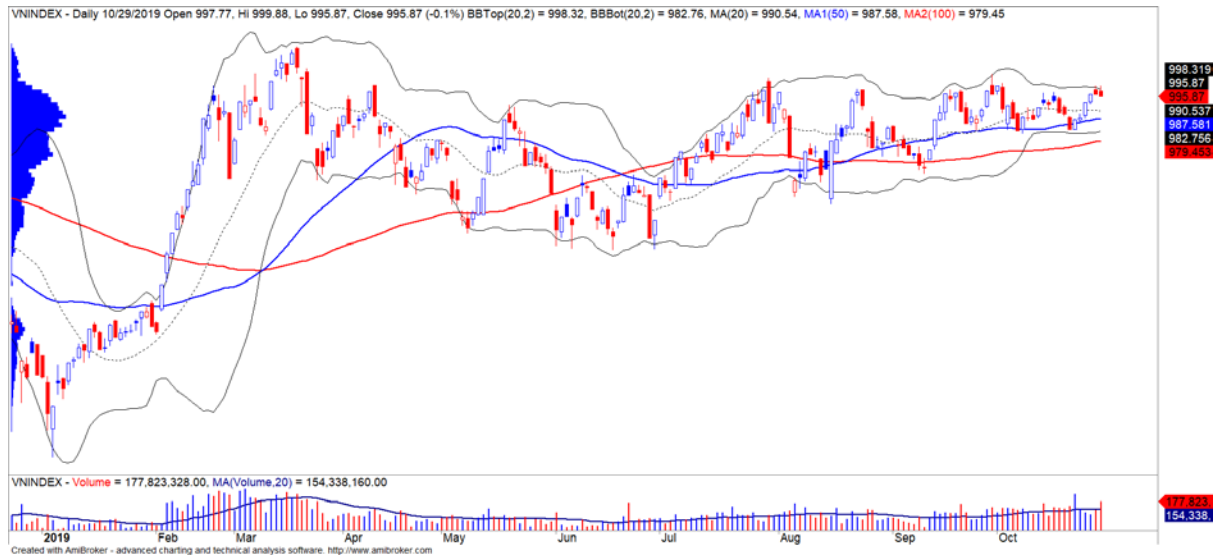
建議短線投資比重：50%股票/ 50%現金

(股票趨勢追蹤圖在下一頁內更新)



We Create Fortune

技術分析圖



指數技術分析圖 VN-Index



指數技術分析圖 HNX-Index

指數	短期趨勢	中期趨勢	阻力區 1	阻力區 2	支撐區 1	支撐區 2
VN-Index	下跌	上漲	997	1,000	976	953
HNX-Index	下跌	下跌	106	108	99	90
VN30	下跌	上漲	895	935	877	863
VNMidcaps	下跌	上漲	992	1,030	969	963
VNSmallcaps	下跌	上漲	835	845	822	804

We Create Fortune

股票趨勢追蹤表

股票	價格	短期趨勢	中期趨勢	短期買進價格	短期停損	暫計短期利潤%	短期訊號	中期買進價格	中期停損	暫計中期利潤%	中期訊號
AAA	15.10	GIẢM	GIẢM		15.45				16.59		
ACB	23.70	GIẢM	TĂNG		24.27			24.00	21.78	-1.25%	
ACV	78.80	TĂNG	GIẢM	75.80	75.32	3.96%			83.54		
ANV	26.75	TĂNG	GIẢM	25.90	25.84	3.28%			27.58		
ASM	7.05	TĂNG	GIẢM	6.30	6.95	11.90%		7.61	7.29	-4.25%	
BFC	15.05	GIẢM	GIẢM		15.77				16.69		
BID	40.60	GIẢM	TĂNG		41.24			33.40	37.21	21.56%	
BMP	53.00	TĂNG	TĂNG	51.80	52.57	2.32%		48.30	48.32	9.73%	
BSR	9.70	GIẢM	GIẢM		10.00				10.51		
BVH	70.90	GIẢM	GIẢM		72.54				78.05		
BWE	25.85	GIẢM	TĂNG		26.29			20.00	25.45	29.25%	
CEO	9.50	GIẢM	GIẢM		9.87				10.49		
CII	23.60	GIẢM	TĂNG	21.40	23.70	10.77%	BÁN	24.45	22.23	-3.48%	
CMG	38.50	TĂNG	TĂNG	38.90	37.08	-1.03%		23.20	34.96	65.95%	
CMX	18.20	GIẢM	GIẢM		21.16				29.52		
CSM	14.70	GIẢM	TĂNG		15.10			14.39	14.22	2.15%	
CTD	78.70	GIẢM	GIẢM		84.63				100.34		
CTG	22.05	TĂNG	TĂNG	21.30	21.44	3.52%		22.00	21.90	0.23%	MUA
CTR	50.20	TĂNG	N/A	46.50	47.26	7.96%		-	N/A		
CVT	23.60	TĂNG	TĂNG	21.25	22.63	11.06%		20.35	20.44	15.97%	
DCM	7.35	GIẢM	TĂNG		7.61			8.54	7.15	-13.93%	
DGC	26.00	GIẢM	GIẢM		26.70				29.56		
DGW	26.35	TĂNG	TĂNG	24.60	25.14	7.11%		23.50	22.57	12.13%	
DHA	30.45	GIẢM	GIẢM		31.51				34.57		
DHC	35.30	TĂNG	GIẢM	33.00	34.02	6.97%			35.33		
DHG	93.10	TĂNG	GIẢM	93.50	90.80	-0.43%			99.56		
DIG	13.80	GIẢM	TĂNG		14.73			13.90	13.14	-0.72%	
DPG	46.25	TĂNG	GIẢM	46.60	42.64	-0.75%			50.61		
DPM	14.20	GIẢM	TĂNG		14.90			14.95	13.37	-5.02%	
DPR	37.45	TĂNG	GIẢM	37.60	36.36	-0.40%			40.40		
DQC	18.30	GIẢM	GIẢM		18.96				20.25		
DRC	23.65	TĂNG	TĂNG	24.45	23.36	-3.27%		21.60	21.72	9.49%	
DXG	16.15	GIẢM	TĂNG		16.40			15.50	14.86	4.19%	
EIB	16.60	GIẢM	GIẢM		17.06				18.00		

We Create Fortune

FCN	12.40	GIẢM	GIẢM		12.69			13.36		
FMC	27.40	TĂNG	TĂNG	27.95	27.21	-1.97%		31.60	26.18	-13.29%
FPT	57.90	TĂNG	TĂNG	58.20	56.17	-0.52%		46.00	52.88	25.87%
GAS	102.20	GIẢM	GIẢM		104.01			109.55		
GEX	20.80	GIẢM	TĂNG		21.48			20.20	20.77	2.97%
GIL	21.60	TĂNG	GIẢM	21.00	21.04	2.86%			22.88	
GMD	26.90	TĂNG	TĂNG	27.40	26.51	-1.82%		28.50	26.02	-5.61%
GTN	20.15	TĂNG	TĂNG	20.00	19.95	0.75%		15.00	17.57	34.33%
GVR	14.40	TĂNG	N/A	14.50	13.69	-0.69%			N/A	
HAG	4.30	TĂNG	GIẢM	4.46	4.21	-3.59%			4.83	
HAX	18.50	GIẢM	TĂNG		22.03			23.25	16.68	-20.43%
HBC	13.15	GIẢM	GIẢM		13.98				15.19	
HCM	22.85	GIẢM	TĂNG		23.30			23.40	21.08	-2.35%
HDB	28.80	TĂNG	TĂNG	26.30	28.10	9.51%		28.00	26.13	2.86%
HDC	22.30	GIẢM	TĂNG		23.10			15.25	20.01	46.23%
HDG	35.05	GIẢM	TĂNG		36.58			35.30	32.61	-0.71%
HNG	14.95	GIẢM	GIẢM		15.80				16.99	
HPG	22.20	TĂNG	GIẢM	22.20	21.22	0.00%			23.82	
HSG	7.10	TĂNG	GIẢM	7.19	6.90	-1.25%			7.42	
HT1	16.85	TĂNG	TĂNG	16.55	15.72	1.81%			16.70	
HUT	2.50	TĂNG	GIẢM	2.40	2.38	4.17%			2.71	
HVN	35.25	GIẢM	GIẢM		35.91				36.93	
KBC	15.25	TĂNG	TĂNG	15.45	14.73	-1.29%		15.35	13.91	-0.65%
KDH	26.50	TĂNG	TĂNG	25.80	25.77	2.71%		24.00	23.60	10.42%
KSB	19.05	GIẢM	GIẢM		21.09				23.94	
LCG	8.10	GIẢM	GIẢM		8.56				9.73	
LDG	10.10	GIẢM	TĂNG		11.05			9.89	10.08	2.12%
LHG	15.40	GIẢM	GIẢM		16.11				17.72	
LPB	7.50	TĂNG	GIẢM	7.70	7.30	-2.60%			8.13	
MBB	22.85	GIẢM	TĂNG		23.50			21.85	21.72	4.58%
MPC	22.60	GIẢM	GIẢM		23.35				29.75	
MSN	74.00	GIẢM	GIẢM		76.99				81.93	
MSR	16.40	GIẢM	GIẢM		17.27				18.90	
MWG	127.00	TĂNG	TĂNG	127.50	124.02	-0.39%		88.70	114.74	43.18%
NDN	16.60	GIẢM	TĂNG		17.05			13.70	16.27	21.17%
NKG	6.08	TĂNG	GIẢM	5.84	5.93	4.11%			6.45	
NLG	28.50	TĂNG	TĂNG	28.60	27.93	-0.35%		28.70	26.73	-0.70%
NT2	23.15	GIẢM	GIẢM		23.58				24.95	
NTL	22.80	TĂNG	GIẢM	22.90	22.12	-0.44%			25.17	



We Create Fortune

NVL	59.10	GIẢM	TĂNG		62.03			63.00	58.45	-6.19%	
OIL	10.50	GIẢM	GIẢM		11.04				12.17		
PAC	27.00	GIẢM	GIẢM		28.47				31.05		
PC1	19.65	GIẢM	TĂNG		19.90			21.10	18.48	-6.87%	
PDR	26.15	GIẢM	TĂNG		26.43			29.00	25.01	-9.83%	
PHR	60.00	TĂNG	GIẢM	60.40	59.00	-0.66%			65.37		
PLX	58.30	GIẢM	GIẢM		58.88				62.66		
PNJ	82.60	TĂNG	TĂNG	81.90	81.07	0.85%		104.00	78.69	-20.58%	
POW	12.90	TĂNG	GIẢM	12.90	12.85	0.00%			13.98		
PVT	17.15	GIẢM	TĂNG		17.22			18.30	16.28	-6.28%	
PPC	25.30	GIẢM	GIẢM		26.17				28.60		
PTB	73.60	TĂNG	TĂNG	69.70	72.71	5.60%		64.00	67.29	15.00%	
PVB	19.10	GIẢM	TĂNG		20.09			20.10	18.62	-4.98%	
PVD	16.35	GIẢM	TĂNG		16.92			18.10	15.96	-9.67%	
PVI	32.40	TĂNG	GIẢM	33.20	31.12	-2.41%			36.38		
PVS	18.50	GIẢM	GIẢM		18.92				21.21		
PXS	4.76	TĂNG	GIẢM	4.76	4.48	0.00%	MUA		5.23		
QNS	29.00	GIẢM	TĂNG		29.28			33.80	27.80	-14.20%	
REE	37.95	TĂNG	TĂNG	37.95	37.85	0.00%	MUA	33.33	35.23	13.88%	
SAB	260.00	TĂNG	GIẢM	260.00	258.16	0.00%	MUA		276.20		
SAM	8.00	TĂNG	TĂNG	7.99	7.98	0.13%		7.40	7.47	8.11%	
SCR	6.14	GIẢM	GIẢM		6.31				6.74		
SHI	9.07	GIẢM	TĂNG		9.42			6.99	8.30	29.76%	
SJS	14.45	GIẢM	GIẢM		15.47			-	17.40		
SKG	11.20	GIẢM	GIẢM		11.84				11.70		
SSI	21.15	GIẢM	GIẢM		21.61				22.27		
STB	10.65	GIẢM	GIẢM	10.55	10.71	1.50%	BÁN		11.09		
TCB	23.70	TĂNG	TĂNG	22.65	23.69	4.64%		22.65	22.18	4.64%	
TCM	21.70	GIẢM	GIẢM		22.76				25.46		
TDH	9.90	GIẢM	GIẢM		10.70			10.15	10.20	0.51%	BÁN
TLH	4.09	GIẢM	GIẢM		4.40				4.77		
TNG	15.80	GIẢM	GIẢM		17.01				20.08		
VCB	86.40	TĂNG	TĂNG	80.00	84.98	8.00%		62.00	78.97	39.35%	
VCG	26.60	TĂNG	TĂNG	27.00	26.32	-1.48%		19.20	24.59	38.54%	
VCS	85.20	GIẢM	GIẢM		92.95				104.22		
VGC	19.05	TĂNG	GIẢM	20.00	18.77	-4.75%			20.53		
VGT	8.70	TĂNG	GIẢM	8.90	8.69	-2.25%			9.82		
VHC	80.60	TĂNG	GIẢM	81.30	77.18	-0.86%			87.51		
VHM	87.60	GIẢM	TĂNG		88.01			90.20	81.06	-2.88%	

We Create Fortune

VIB	17.80	GIẢM	TĂNG		18.45			17.70	16.56	0.56%	
VIC	117.80	GIẢM	TĂNG		119.51			112.00	113.76	5.18%	
VIP	5.08	TĂNG	GIẢM	5.15	4.96	-1.36%			5.42		
VJC	143.50	TĂNG	TĂNG	139.40	142.66	2.94%		124.50	131.48	15.26%	
VND	13.60	GIẢM	GIẢM		14.06				15.06		
VNG	22.45	TĂNG	TĂNG	19.10	22.01	17.54%		20.20	20.83	11.14%	
VNM	134.10	TĂNG	TĂNG	124.00	130.61	8.15%		130.10	121.20	3.07%	
VPB	21.90	GIẢM	TĂNG		22.63			20.30	20.56	7.88%	
VPI	41.35	GIẢM	TĂNG		42.16			41.30	39.68	0.12%	
VRC	16.35	TĂNG	TĂNG	16.05	15.35	1.87%			16.26		
VRE	32.60	TĂNG	GIẢM	32.70	31.65	-0.31%			34.98		
VSC	25.75	GIẢM	GIẢM		26.60				28.94		

LARGECAPS 大型股票趨勢追蹤表

股票	價格	短期趨勢	中期趨勢	短期買進價格	短期停損	暫計短期利潤%	短期訊號	中期買進價格	中期停損	暫計中期利潤%	中期訊號
ACB	23.70	GIẢM	TĂNG		24.27			24.00	21.78	-1.25%	
BID	40.60	GIẢM	TĂNG		41.24			33.40	37.21	21.56%	
BSR	9.70	GIẢM	GIẢM		10.00				10.51		
BVH	70.90	GIẢM	GIẢM		72.54				78.05		
CTG	22.05	TĂNG	TĂNG	21.30	21.44	3.52%		22.00	21.90	0.23%	MUA
FPT	57.90	TĂNG	TĂNG	58.20	56.17	-0.52%		40.23	52.88	43.94%	
GAS	102.20	GIẢM	GIẢM		104.01				109.55		
GEX	20.80	GIẢM	TĂNG		21.48			20.26	20.77	2.66%	
GVR	14.40	TĂNG	N/A	14.50	13.69	-0.69%			N/A		
HDB	28.80	TĂNG	TĂNG	26.30	28.10	9.51%		28.00	26.13	2.86%	
HNG	14.95	GIẢM	GIẢM		15.80				16.99		
HPG	22.20	TĂNG	GIẢM	22.20	21.22	0.00%			23.82		
HVN	35.25	GIẢM	GIẢM		35.91				36.93		
KDH	26.50	TĂNG	TĂNG	25.80	25.77	2.71%		24.00	23.60	10.42%	
MBB	22.85	GIẢM	TĂNG		23.50			19.72	21.72	15.88%	
MSN	74.00	GIẢM	GIẢM		76.99				81.93		
MWG	127.00	TĂNG	TĂNG	127.50	124.02	-0.39%		88.70	114.74	43.18%	
NVL	59.10	GIẢM	TĂNG		62.03			63.00	58.45	-6.19%	
OIL	10.50	GIẢM	GIẢM		11.04				12.17		
PLX	58.30	GIẢM	GIẢM		58.88				62.66		
PNJ	82.60	TĂNG	TĂNG	81.90	81.07	0.85%		77.07	78.69	7.17%	

We Create Fortune

POW	12.90	TĂNG	GIẢM	12.90	12.85	0.00%			13.98		
QNS	29.00	GIẢM	TĂNG		29.28			33.26	27.80	-12.80%	
REE	37.95	TĂNG	TĂNG	37.95	37.85	0.00%	MUA	33.33	35.23	13.88%	
ROS	25.60	TĂNG	GIẢM	27.50	25.24	-6.91%			28.51		
SBT	18.90	TĂNG	TĂNG	16.50	18.31	14.55%		17.50	17.08	8.00%	
SSI	21.15	GIẢM	GIẢM		21.61				22.27		
STB	10.65	GIẢM	GIẢM	10.55	10.71	1.50%	BÁN		11.09		
TCB	23.70	TĂNG	TĂNG	22.65	23.69	4.64%		22.65	22.18	4.64%	
TPB	22.35	TĂNG	GIẢM	22.70	21.99	-1.54%			23.94		
VCB	86.40	TĂNG	TĂNG	80.00	84.98	8.00%		62.00	78.97	39.35%	
VCG	26.60	TĂNG	TĂNG	27.00	26.32	-1.48%		18.44	24.59	44.24%	
VCS	85.20	GIẢM	GIẢM		92.95				104.22		
VEA	51.00	GIẢM	GIẢM		54.65				59.45		
VGI	31.70	TĂNG	N/A	33.60	31.33	-5.65%			N/A		
VHM	87.60	GIẢM	TĂNG		88.01			89.13	81.06	-1.71%	
VIB	17.80	GIẢM	TĂNG		18.45			15.00	16.56	18.63%	
VIC	117.80	GIẢM	TĂNG		119.51			112.00	113.76	5.18%	
VJC	143.50	TĂNG	TĂNG	139.40	142.66	2.94%		124.50	131.48	15.26%	
VNM	134.10	TĂNG	TĂNG	124.00	130.61	8.15%		130.10	121.20	3.07%	
VPB	21.90	GIẢM	TĂNG		22.63			20.30	20.56	7.88%	
VRE	32.60	TĂNG	GIẢM	32.70	31.65	-0.31%			34.98		

MIDCAPS 中型股票趨勢追蹤表

股票	價格	短期趨勢	中期趨勢	短期買進價格	短期停損	暫計短期利潤%	短期訊號	中期買進價格	中期停損	暫計中期利潤%	中期訊號
AAA	15.10	GIẢM	GIẢM		15.45				16.59		
ANV	26.75	TĂNG	GIẢM	25.90	25.84	3.28%			27.58		
ASM	7.05	TĂNG	GIẢM	6.30	6.95	11.90%		7.61	7.29	-4.25%	
BMI	26.50	TĂNG	TĂNG	26.00	25.61	1.92%		26.70	23.99	-0.75%	
BMP	53.00	TĂNG	TĂNG	51.80	52.57	2.32%		48.30	48.32	9.73%	
BWE	25.85	GIẢM	TĂNG		26.29			19.44	25.45	32.97%	
CEO	9.50	GIẢM	GIẢM		9.87				10.49		
CII	23.60	GIẢM	TĂNG	21.40	23.70	10.77%	BÁN	24.45	22.23	-3.48%	
CRE	24.70	GIẢM	GIẢM		25.26				25.94		
CTI	24.30	TĂNG	TĂNG	24.00	24.16	1.25%		25.05	22.66	-2.99%	
CTR	50.20	TĂNG	GIẢM	46.50	47.26	7.96%			53.42		
D2D	82.50	TĂNG	TĂNG	72.50	80.25	13.79%		83.10	63.75	-0.72%	

We Create Fortune

DBD	52.80	GIẢM	TĂNG		55.27			38.65	50.35	36.60%	
DCM	7.35	GIẢM	TĂNG		7.61			7.63	7.15	-3.70%	
DGW	26.35	TĂNG	TĂNG	24.12	25.14	9.26%		23.04	22.57	14.37%	
DHC	35.30	TĂNG	GIẢM	33.00	34.02	6.97%			35.33		
DIG	13.80	GIẢM	TĂNG		14.73			13.90	13.14	-0.72%	
DPG	46.25	TĂNG	GIẢM	46.60	42.64	-0.75%			50.61		
DPM	14.20	GIẢM	TĂNG		14.90			14.95	13.37	-5.02%	
DRC	23.65	TĂNG	TĂNG	24.45	23.36	-3.27%		21.60	21.72	9.49%	
DXG	16.15	GIẢM	TĂNG		16.40			15.50	14.86	4.19%	
E1VFN30	15.41	GIẢM	TĂNG		15.60			15.26	14.82	0.98%	
FCN	12.40	GIẢM	GIẢM		12.69				13.36		
FLC	5.01	TĂNG	TĂNG	5.01	4.76	0.00%	MUA	4.63	3.41	8.21%	
GEG	27.75	TĂNG	TĂNG	28.10	27.26	-1.25%		12.50	24.99	121.96%	
GMD	26.90	TĂNG	TĂNG	27.40	26.51	-1.82%		28.50	26.02	-5.61%	
GTN	20.15	TĂNG	TĂNG	20.00	19.95	0.75%		15.00	17.57	34.33%	
HAG	4.30	TĂNG	GIẢM	4.46	4.21	-3.59%			4.83		
HBC	13.15	GIẢM	GIẢM		13.98				15.19		
HCM	22.85	GIẢM	TĂNG		23.30			23.40	21.08	-2.35%	
HDC	22.30	GIẢM	TĂNG		23.10			15.25	20.01	46.23%	
HDG	35.05	GIẢM	TĂNG		36.58			35.30	32.61	-0.71%	
HPX	26.35	GIẢM	#N/A		26.96			35.30	#N/A	#N/A	
HSG	7.10	TĂNG	GIẢM	7.19	6.90	-1.25%			7.42		
HT1	16.85	TĂNG	TĂNG	16.55	15.72	1.81%			16.70		
HTM	15.40	TĂNG	GIẢM	16.80	14.68	-8.33%			18.90		
IBC	20.80	TĂNG	GIẢM	20.60	20.14	0.97%			21.22		
IDI	5.67	GIẢM	TĂNG		6.07			7.53	5.22	-24.70%	
IJC	15.10	GIẢM	TĂNG		16.14			13.10	13.74	15.27%	
ITA	3.23	TĂNG	TĂNG	3.29	3.09	-1.82%		3.20	2.96	0.94%	
KBC	15.25	TĂNG	TĂNG	15.45	14.73	-1.29%		14.85	13.91	2.72%	
KDC	21.70	TĂNG	TĂNG	21.50	20.98	0.93%		21.90	18.70	-0.91%	
KOS	27.40	TĂNG	TĂNG	26.80	26.82	2.24%		26.30	24.59	4.18%	
KSB	19.05	GIẢM	GIẢM		21.09				23.94		
LDG	10.10	GIẢM	TĂNG		11.05			9.89	10.08	2.12%	
LPB	7.50	TĂNG	GIẢM	7.70	7.30	-2.60%			8.13		
MBG	44.00	TĂNG	TĂNG	13.70	36.73	221.17%		5.10	26.73	762.75%	
MBS	14.10	GIẢM	GIẢM		15.20				16.40		
MPC	22.60	GIẢM	GIẢM		23.35				29.75		
NBB	20.65	TĂNG	GIẢM	20.85	20.20	-0.96%			22.02		

We Create Fortune

NKG	6.08	TĂNG	GIẢM	5.84	5.93	4.11%		6.45		
NLG	28.50	TĂNG	TĂNG	28.60	27.93	-0.35%	26.28	26.73	8.44%	
NT2	23.15	GIẢM	GIẢM		23.58			24.95		
NTL	22.80	TĂNG	GIẢM	22.90	22.12	-0.44%		25.17		
NVB	8.90	TĂNG	TĂNG	7.60	8.45	17.11%	8.50	7.51	4.71%	
OGC	4.00	TĂNG	GIẢM	4.01	3.88	-0.25%		4.28		
PC1	19.65	GIẢM	TĂNG		19.90		19.30	18.48	1.81%	
PDR	26.15	GIẢM	TĂNG		26.43		23.59	25.01	10.83%	
PHR	60.00	TĂNG	GIẢM	60.40	59.00	-0.66%		65.37		
PPC	25.30	GIẢM	GIẢM		26.17			28.60		
PTB	73.60	TĂNG	TĂNG	69.70	72.71	5.60%	60.78	67.29	21.09%	
PVD	16.35	GIẢM	TĂNG		16.92		18.10	15.96	-9.67%	
PVI	32.40	TĂNG	GIẢM	33.20	31.12	-2.41%		36.38		
PVS	18.50	GIẢM	GIẢM		18.92			21.21		
PVT	17.15	GIẢM	TĂNG		17.22		17.31	16.28	-0.90%	
QCG	4.59	TĂNG	GIẢM	4.76	4.53	-3.57%		5.27		
SCR	6.14	GIẢM	GIẢM		6.31			6.74		
SGP	9.00	GIẢM	TĂNG		9.74		12.30	8.95	-26.83%	
SHB	6.60	TĂNG	GIẢM	6.60	6.42	0.00%		6.86		
SHS	8.10	TĂNG	TĂNG	7.30	7.99	10.96%	8.40	7.19	-3.57%	
SZC	17.70	TĂNG	#N/A	18.30	17.33	-3.28%		#N/A		
TCH	22.15	GIẢM	TĂNG		23.18		23.00	22.07	-3.70%	BÁN
TCM	21.70	GIẢM	GIẢM		22.76			25.46		
TDH	9.90	GIẢM	GIẢM		10.70		10.15	10.20	0.51%	BÁN
TNG	15.80	GIẢM	GIẢM		17.01			20.08		
TTB	20.60	GIẢM	GIẢM		22.54			24.32		
VGC	19.05	TĂNG	GIẢM	20.00	18.77	-4.75%		20.53		
VGT	8.70	TĂNG	GIẢM	8.90	8.69	-2.25%		9.82		
VHC	80.60	TĂNG	GIẢM	81.30	77.18	-0.86%		87.51		
VND	13.60	GIẢM	GIẢM		14.06			15.06		
VNG	22.45	TĂNG	TĂNG	19.10	22.01	17.54%	20.20	20.83	11.14%	
VPI	41.35	GIẢM	TĂNG		42.16		41.30	39.68	0.12%	

We Create Fortune

SMALLCAPS 小型股票趨勢追蹤表

股票	價格	短期趨勢	中期趨勢	短期買進價格	短期停損	暫計短期利潤%	短期訊號	中期買進價格	中期停損	暫計中期利潤%	中期訊號
AAV	9.00	GIẢM	GIẢM		9.43				10.45		
AGR	4.23	TĂNG	GIẢM	4.55	4.21	-7.03%			4.85		
AMD	1.77	TĂNG	TĂNG	1.49	1.58	18.79%			1.67		
APG	8.19	GIẢM	TĂNG		8.72			9.90	7.90	-17.27%	
ART	2.30	TĂNG	TĂNG	2.00	1.98	15.00%			2.25		
BCG	8.05	TĂNG	TĂNG	8.60	7.78	-6.40%		6.39	7.30	25.98%	
C4G	6.50	TĂNG	GIẢM	6.90	6.22	-5.80%			7.72		
C69	16.00	GIẢM	GIẢM		20.94				28.38		
CCL	7.15	GIẢM	GIẢM		7.50				8.84		
CVT	23.60	TĂNG	TĂNG	21.25	22.63	11.06%		20.35	20.44	15.97%	
DAH	10.60	TĂNG	GIẢM	10.60	10.21	0.00%	MUA		11.62		
DLG	1.47	GIẢM	GIẢM		1.53				1.65		
DRH	5.61	GIẢM	GIẢM		6.55				7.76		
DTD	13.90	GIẢM	GIẢM		14.89			11.74	14.20	20.90%	BÁN
EVG	2.75	TĂNG	GIẢM	2.78	2.65	-1.08%			2.90		
FIT	4.50	TĂNG	TĂNG	3.59	4.04	25.35%		3.64	3.55	23.63%	
FTM	3.57	TĂNG	GIẢM	3.93	3.28	-9.16%			6.96		
FUES SV50	13.31	TĂNG	TĂNG	13.30	13.22	0.08%		12.85	12.77	3.58%	
GKM	15.00	TĂNG	GIẢM	15.00	14.82	0.00%			15.54		
HAH	14.30	GIẢM	TĂNG		14.79			13.00	13.89	10.00%	
HAI	1.95	TĂNG	TĂNG	1.69	1.76	15.38%			1.80		
HAR	3.50	GIẢM	GIẢM		3.64				3.88		
HDA	10.70	GIẢM	GIẢM		11.14				12.07		
HHP	12.20	TĂNG	GIẢM	12.20	11.45	0.00%			13.51		
HHS	3.14	GIẢM	TĂNG		3.35			3.36	2.94	-6.55%	
HID	2.51	TĂNG	TĂNG	2.10	2.37	19.52%		2.63	2.12	-4.56%	
HII	11.45	GIẢM	GIẢM		11.77				12.29		
HQC	1.13	TĂNG	GIẢM	1.15	1.09	-1.74%			1.25		
HSL	7.94	GIẢM	GIẢM		8.10				9.36		
HUT	2.50	TĂNG	GIẢM	2.40	2.38	4.17%			2.71		
HVG	4.46	TĂNG	TĂNG	3.02	3.66	47.68%		3.90	3.62	14.36%	MUA
HVH	18.65	TĂNG	GIẢM	18.60	17.99	0.27%			21.42		
IDJ	7.70	TĂNG	TĂNG	5.90	6.86	30.51%		7.20	4.78	6.94%	
JVC	4.22	GIẢM	TĂNG		4.76			3.10	4.11	36.13%	



We Create Fortune

KLF	1.40	TĂNG	GIẢM	1.40	1.11	0.00%			1.48		
LCG	8.10	GIẢM	GIẢM		8.56				9.73		
LGL	10.40	GIẢM	TĂNG		10.70			7.11	9.49	46.21%	
LHG	15.40	GIẢM	GIẢM		16.11				17.72		
LMH	13.00	GIẢM	#N/A		13.56				#N/A		
MST	3.60	TĂNG	TĂNG	2.80	3.38	28.57%		3.40	2.90	5.88%	
NDN	16.60	GIẢM	TĂNG		17.05			13.10	16.27	26.68%	
PHC	12.15	TĂNG	TĂNG	13.30	11.92	-8.65%		14.20	11.08	-14.44%	
PLP	10.10	GIẢM	GIẢM		11.90			10.95	10.55	-3.65%	
PVB	19.10	GIẢM	TĂNG		20.09			19.42	18.62	-1.63%	
PVC	6.90	TĂNG	TĂNG	6.89	6.76	0.16%		6.70	6.30	2.99%	
PVX	1.20	GIẢM	GIẢM		1.44				1.50		
PXL	6.20	TĂNG	GIẢM	5.50	5.71	12.73%			6.41		
SHI	9.07	GIẢM	TĂNG		9.42			5.77	8.30	57.32%	
SJF	2.38	GIẢM	GIẢM		2.52				3.11		
SPP	2.20	GIẢM	GIẢM		2.58				3.36		
TDC	8.64	GIẢM	TĂNG		9.08			7.05	8.48	22.48%	
TIG	4.70	TĂNG	TĂNG	3.40	4.24	38.24%		3.20	3.32	46.88%	
TLH	4.09	GIẢM	GIẢM		4.40				4.77		
TNA	17.00	TĂNG	TĂNG	13.70	15.77	24.09%		11.45	13.48	48.46%	
TNI	10.05	GIẢM	GIẢM		10.16				11.25		
TSC	3.09	TĂNG	TĂNG	1.88	2.66	64.36%		1.58	2.28	95.57%	
TTF	2.96	TĂNG	GIẢM	2.93	2.80	1.02%			3.22		
TTH	2.70	GIẢM	GIẢM		2.98				3.34		
TVC	15.80	GIẢM	TĂNG		16.13			14.30	14.38	10.49%	
VC3	24.10	GIẢM	TĂNG		24.73			22.00	23.05	9.55%	
VCR	17.60	TĂNG	GIẢM	19.50	17.58	-9.74%			23.69		
VNA	4.60	GIẢM	TĂNG		4.95			4.70	3.92	-2.13%	
VNE	3.50	TĂNG	GIẢM	3.35	3.45	4.48%			3.70		
VRC	16.35	TĂNG	TĂNG	16.05	15.35	1.87%			16.26		



We Create Fortune

胡志明市交易所 (HSX)

	收盤	漲跌%
VNI	995.87	-0.06%
VN30	923.97	-0.22%
VN Mid	972.95	-0.38%
VN Small	794.37	-0.42%

河內交易所 (HSX)

	收盤	漲跌%
HNI	104.68	-0.34%
HN30	184.94	-0.55%
VNX AllSh	886.18	2.40%

UPCOM 市場 (UPCoM)

	收盤	漲跌%
UPCoM	56.36	-0.07%

外資交易	成交值(十億盾)	
買進	381.51	
賣出	461.19	
買超/賣超	-79.69	

外資交易	成交值(十億盾)	
買進	2.27	
賣出	4.61	
買超/賣超	-2.34	

外資交易	成交值(十億盾)	
買進	43.26	
賣出	17.88	
買超/賣超	25.39	

上漲排名/股碼	漲跌(VND)	漲跌%
HVG	290	6.95%
FLC	320	6.82%
REE	1350	3.69%
FIT	150	3.45%
TNA	550	3.34%

上漲排名/股碼	漲跌(VND)	漲跌%
MBG	700	1.62%
TVC	200	1.28%
TAR	300	0.95%
DHT	200	0.42%
ACB	0	0.00%

上漲排名/股碼	漲跌(VND)	漲跌%
NHH	3100	7.77%
MPC	400	1.80%
LPB	100	1.35%
ACV	700	0.90%
GVR	100	0.70%

下跌排名/股碼	漲跌(VND)	漲跌%
PTL	-390	-6.84%
KSB	-950	-4.75%
FRT	-2000	-4.67%
IDI	-210	-3.57%
HAX	-600	-3.14%

下跌排名/股碼	漲跌(VND)	漲跌%
VCR	-1900	-9.74%
DNP	-400	-2.42%
L14	-1300	-2.23%
VCS	-1900	-2.18%
TNG	-300	-1.86%

下跌排名/股碼	漲跌(VND)	漲跌%
EVF	-300	-4.62%
VEA	-2300	-4.32%
BSR	-200	-2.02%
VLB	-500	-1.66%
PXL	-100	-1.59%

*備註：市值>5,000 億盾；成交值>15 億盾

市值排名/股碼	十億盾	
VIC	394,151	
VCB	320,447	
VHM	293,417	
VNM	233,519	
GAS	195,606	

市值排名/股碼	十億盾	
ACB	38,425	
VCS	13,632	
VCG	11,750	
PVS	8,842	
SHB	7,941	

市值排名/股碼	十億盾	
ACV	171,517	
VGI	96,964	
VEA	68,823	
GVR	57,508	
MCH	52,188	

交易量排名/股碼	成交值	30 日均
PTL	37,133,140	1,717,045
FLC	31,431,440	11,851,809
ROS	25,325,780	24,806,039
EIB	8,129,280	2,191,632
GEX	6,589,838	2,281,683

交易量排名/股碼	成交值	30 日均
CTP	2,272,600	246,759
ART	1,934,462	1,116,791
NVB	1,907,213	1,271,588
ACB	1,702,377	2,049,597
SHB	1,569,039	2,570,191

交易量排名/股碼	成交值	30 日均
VIB	2,568,239	1,292,472
EVF	2,202,442	346,852
QNS	911,280	220,584
LPB	881,849	702,024
BSR	734,833	1,859,132

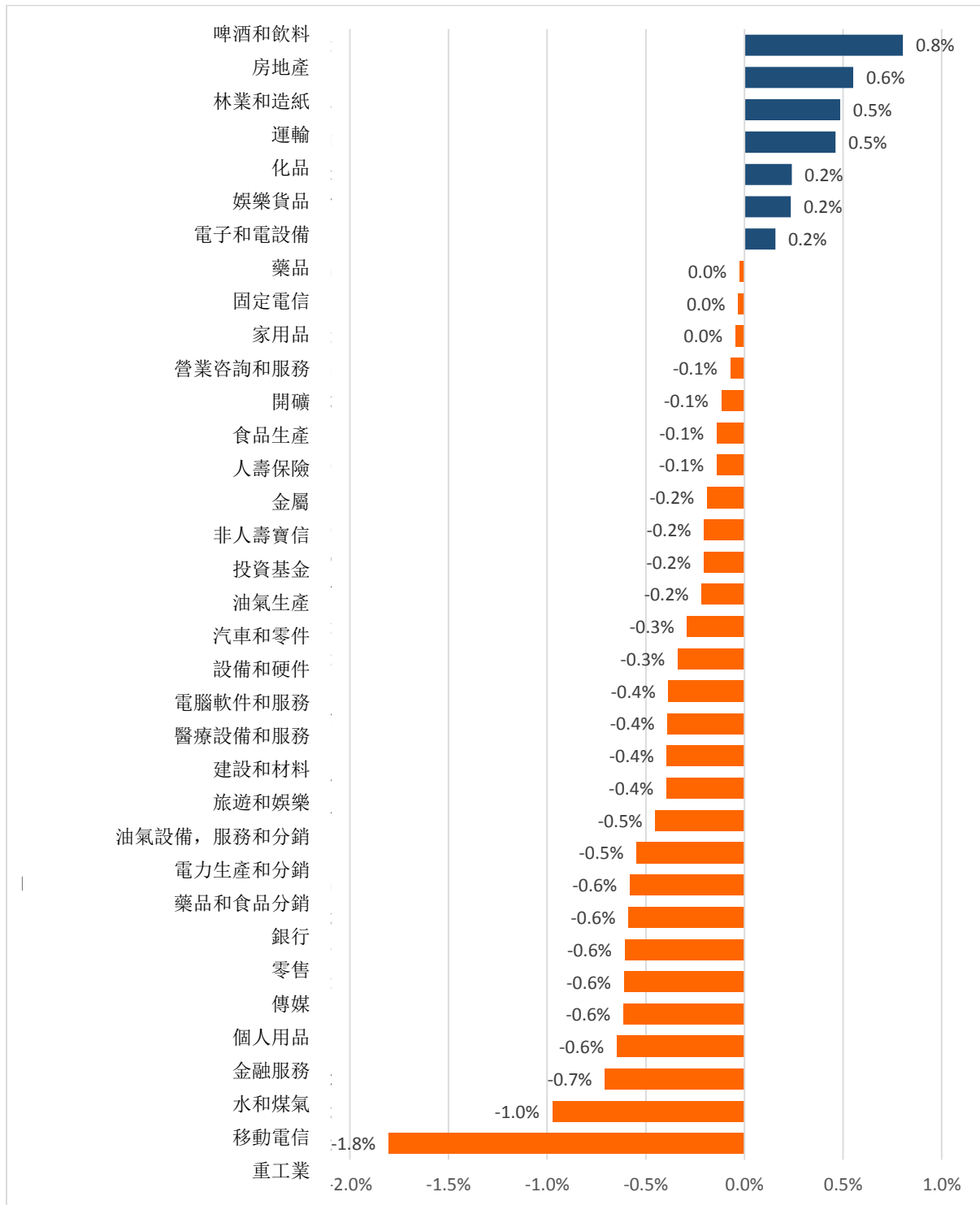
資料源: Bloomberg & Yuanta Research

資料源: Bloomberg & Yuanta Research

資料源: Bloomberg & Yuanta Research

We Create Fortune

各行業板塊的交易走勢



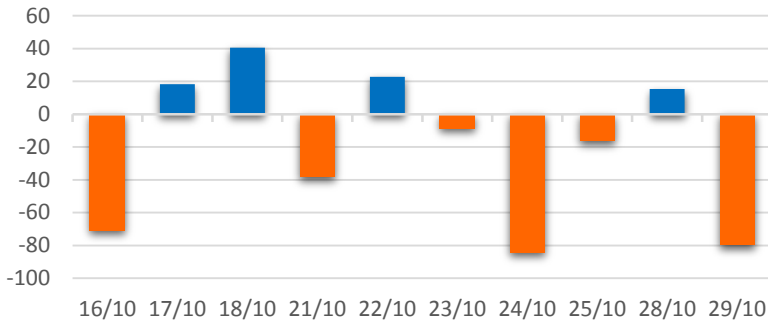
資料源: FimPro - YSVN



We Create Fortune

外資買進賣統計

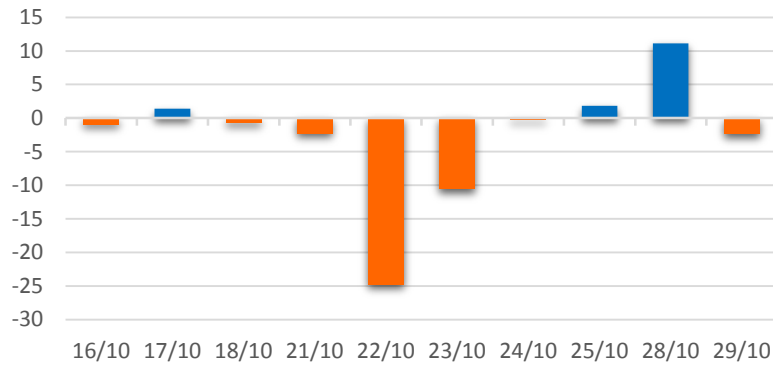
HSX 外資每日買/賣超



證券代碼	買超金額 (百萬盾)	證券代碼	賣超金額 (百萬盾)
VNM	39,696	VHM	29,049
HPG	24,441	ROS	26,371
VRE	7,248	MSN	22,435
E1VFN30	4,359	VCB	19,925
GAS	3,725	VJC	12,748

HSX 外資買/賣超的前 5 名

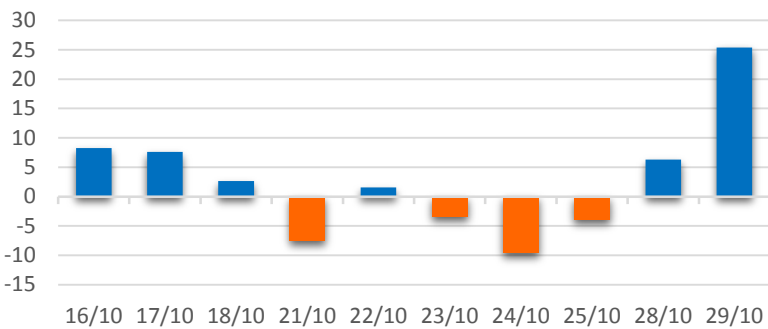
HNX 外資每日買/賣超



證券代碼	買超金額 (百萬盾)	證券代碼	賣超金額 (百萬盾)
TNG	654	PVS	1,519
BAX	525	CEO	1,171
VMC	175	NTP	838
IDV	129	DHT	194
TTT	105	MAS	190

HNX 外資買/賣超的前 5 名

UPCOM 外資每日買/賣超



證券代碼	買超金額 (百萬盾)	證券代碼	賣超金額 (百萬盾)
QNS	22,234	VEA	7,935
MCH	7,541	BSR	1,455
VTP	2,288	KHA	113
ACV	2,081	SKV	46
BCM	600	CTR	384

UPCOM 外資買/賣超的前 5 名

源: FiinPro – YSVN



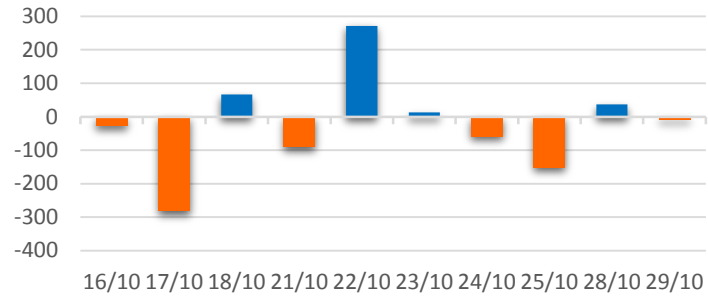
We Create Fortune

自營進出統計

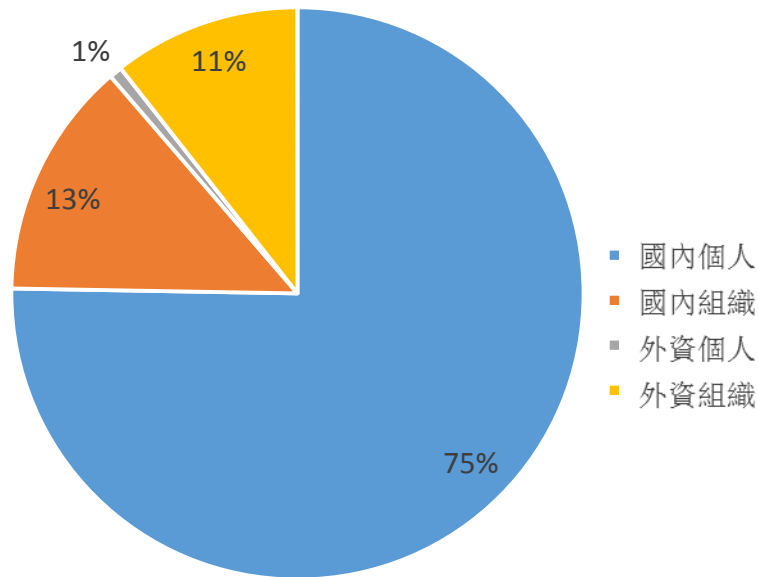
證券代碼	買超金額 (百萬盾)	證券代碼	賣超金額 (百萬盾)
MBB	10,221	VNM	23,852
HPG	10,167	VRE	10,284
REE	9,376	MBB	9,477
VHM	8,485	MWG	5,314
VRE	6,755	VHM	4,567

券商自營交易最大前名

券商自營交易每日買/賣超 (bil.VND)



越南證券市場投資人類別統計

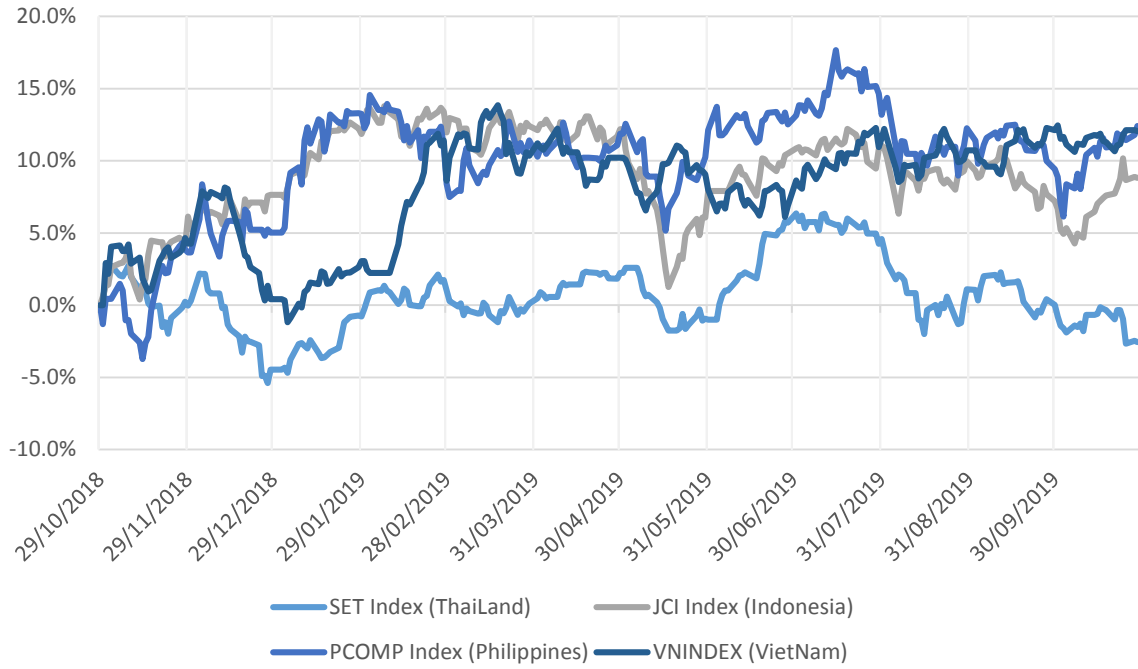


資料源: FinPro - YSVN



We Create **Fortune**

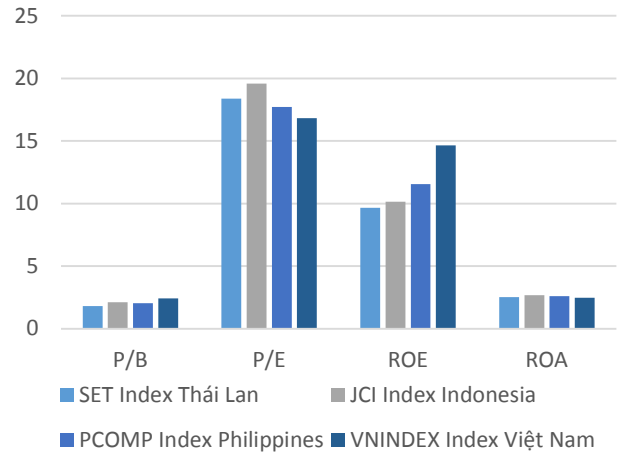
東南亞主要市場走勢比較



東南亞主要市場數據

		Thailand	Indonesia	Philippines	Vietnam
P/B		1.8x	2.1x	2.1x	2.4x
P/E		18.0x	20.0x	17.8x	16.6x
ROE	%	9.59	10.07	11.63	14.76
ROA	%	2.51	2.66	2.61	2.46
Vốn hóa	Tỷ USD	553.78	515.42	194.50	145.38
GTGD	Triệu USD	1.31	0.41	0.09	0.12
LS cổ tức	%	3.15	2.45	1.63	1.87

BloomBerg & YSVN





We Create **Fortune**

元大證券（越南）公司

個人客戶分析部

Nguyễn Th ê Minh

研究分析經理

+84 28 3622 6868 ext 3826

minh.nguyen@yuanta.com.vn

Quách Đức Khánh

高級分析專員

+84 28 3622 6868 ext 3833

khanh.quach@yuanta.com.vn

Phạm Tấn Phát

高級分析專員

+84 28 3622 6868 ext 3880

phat.pham@yuanta.com.vn

Nguyễn Trịnh Ngọc Hồng

分析專員

+84 28 3622 6868 ext 3832

hong.nguyen@yuanta.com.vn

個人客戶業務部

Nguyễn Thanh Tùng

總公司業務經理

+84 28 3622 6868 ext 3609

tung.nguyen@yuanta.com.vn

Chung Kim Hoa

華人客戶部經理

+84 28 3622 6868 ext 3828

hoa.chung@yuanta.com.vn

Phù Vĩnh Qu ế

堤岸分行經理

+84 28 3622 6868

que.phu@yuanta.com.vn

Nguyễn Việt Quang

河內分行經理

+84 28 3622 6868 ext 3404

quang.nguyen@yuanta.com.vn

Võ Thị Thu Thủy

平陽分行經理

+84 28 3622 6868 ext 3505

thuy.vo@yuanta.com.vn

Bùi Quốc Phong

同奈分行經理

+84 28 3622 6868

phong.bui@yuanta.com.vn

Nguyễn Đức Hoàn

河內南部營業中心經理

+84 28 3622 6868 ext 3409

hoan.nguyen@yuanta.com.vn

Võ Đình Tuấn

峴港分行經理

+84 28 3622 6868 ext 3301

tuan.vo@yuanta.com.vn



We Create **Fortune**

Appendix A: Important Disclosures

Analyst Certification

Each research analyst primarily responsible for the content of this research report, in whole or in part, certifies that with respect to each security or issuer that the analyst covered in this report: (1) all of the views expressed accurately reflect his or her personal views about those securities or issuers; and (2) no part of his or her compensation was, is, or will be, directly or indirectly, related to the specific recommendations or views expressed by that research analyst in the research report.

Ratings Definitions

BUY: We have a positive outlook on the stock based on our expected absolute or relative return over the investment period. Our thesis is based on our analysis of the company's outlook, financial performance, catalysts, valuation and risk profile. We recommend investors add to their position.

HOLD-Outperform: In our view, the stock's fundamentals are relatively more attractive than peers at the current price. Our thesis is based on our analysis of the company's outlook, financial performance, catalysts, valuation and risk profile.

HOLD-Underperform: In our view, the stock's fundamentals are relatively less attractive than peers at the current price. Our thesis is based on our analysis of the company's outlook, financial performance, catalysts, valuation and risk profile.

SELL: We have a negative outlook on the stock based on our expected absolute or relative return over the investment period. Our thesis is based on our analysis of the company's outlook, financial performance, catalysts, valuation and risk profile. We recommend investors reduce their position.

Under Review: We actively follow the company, although our estimates, rating and target price are under review.

Restricted: The rating and target price have been suspended temporarily to comply with applicable regulations and/or Yuanta policies.

Note: Yuanta research coverage with a Target Price is based on an investment period of 12 months. Greater China Discovery Series coverage does not have a formal 12 month Target Price and the recommendation is based on an investment period specified by the analyst in the report.

Global Disclaimer

© 2018 Yuanta. All rights reserved. The information in this report has been compiled from sources we believe to be reliable, but we do not hold ourselves responsible for its completeness or accuracy. It is not an offer to sell or solicitation of an offer to buy any securities. All opinions and estimates included in this report constitute our judgment as of this date and are subject to change without notice.

This report provides general information only. Neither the information nor any opinion expressed herein constitutes an offer or invitation to make an offer to buy or sell securities or other investments. This material is prepared for general circulation to clients and is not intended to provide tailored investment advice and does not take into account the individual financial situation and objectives of any specific person who may receive this report. Investors should seek financial advice regarding the appropriateness of investing in any securities, investments or investment strategies discussed or recommended in this report. The information contained in this report has been compiled from sources believed to be reliable but no representation or warranty, express or implied, is made as to its accuracy, completeness or correctness. This report is not (and should not be construed as) a solicitation to act as securities broker or dealer in any jurisdiction by any person or company that is not legally permitted to carry on such business in that jurisdiction.

Yuanta research is distributed in the United States only to Major U.S. Institutional Investors (as defined in Rule 15a-6 under the Securities Exchange Act of 1934, as amended and SEC staff interpretations thereof). All transactions by a US person in the securities mentioned in this report must be effected through a registered broker-dealer under Section 15 of the Securities Exchange Act of 1934, as amended. Yuanta research is distributed in Taiwan by Yuanta Securities Investment Consulting. Yuanta research is distributed in Hong Kong by Yuanta Securities (Hong Kong) Co. Limited, which is licensed in Hong Kong by the Securities and Futures Commission for regulated activities, including Type 4 regulated activity (advising on securities). In Hong Kong, this research report may not be redistributed, retransmitted or disclosed, in whole or in part or any form or manner, without the express written