

關注個股 CCL, TIG, TNG

2019/11/26

建議個股

Cuu Long 石油投資與發展城市股份公司

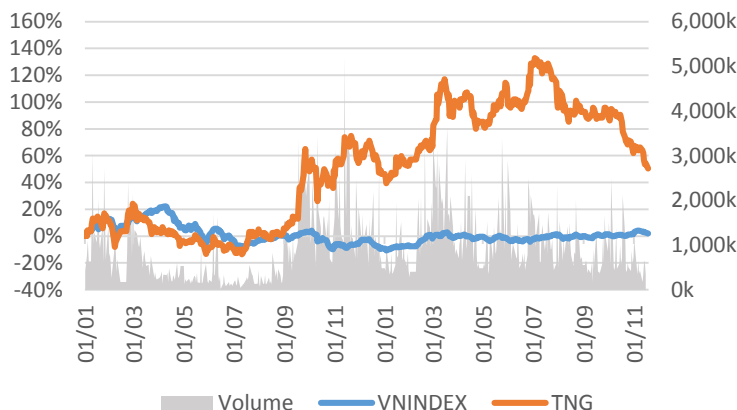
收盤價 6,800

Cuu Long 石油投資與發展城市股份公司

交易所：HOSE - 行業板塊：房地產

個股資料

市值：	323	十億 VND
流通股數：	47,499,885	股
上市日期：	03/03/2011	
國家持有：	0%	
外資持有：	5%	
EPS 基本：	863	VND
P/E (TTM)：	7.9x	
P/B (TTM)：	0.6x	
ROE (%)：	8%	
ROA (%)：	5%	
股息比率：	0%	



技術分析

短期阻力關卡：	7.55
短期支撐關卡：	6.22
短期趨勢 (5-10 天)：	上漲
中期阻力關卡：	8.69
中期支撐關卡：	5.97
中期趨勢 (1-3 月)：	下跌

	2016 年	2017 年	2018 年
營收增長	69%	33%	234%
稅後利潤增長	120%	129%	208%
毛利率	18%	18%	17%
淨利率	6%	11%	10%
EPS 基本	129	265	677
P/E	29.4x	12.4x	4.7x

同行業公司比較

同行業公司總數: 29

股票編號	市值 (十億 VND)	交易所	毛利 %	D/E	P/E	P/B
CCL	323	HOSE	16.8%	9.8%	7.9x	0.6x
VIC	388,129	HOSE	24.1%	4.9%	85.2x	5.0x
VHM	312,175	HOSE	25.1%	38.0%	17.7x	5.8x
NVL	53,612	HOSE	33.7%	21.4%	18.0x	2.6x
KDH	14,346	HOSE	42.7%	27.8%	15.5x	2.0x
產業平均			26.7%	22.0%	47.9x	4.7x

CCL - 短期的風險有所減少

股票代碼	CCL
建議價格	6.80
目前價格	6.80
短期趨勢	上漲
中期趨勢	下跌
短期目標	8.69
與目前價格相比的短期上漲空間	27.80%
短期停損	6.22
Reward/Risk	3.24
預期持有 (盤)	16

We Create Fortune

Thang Long 投資集團股份公司

收盤價 6,200

Thang Long 投資集團股份公司

交易所：HNX - 行業板塊：房地產

個股資料

市值：	512	十億 VND
流通股數：	82,650,277	股
上市日期：	08/10/2010	
國家持有：	0%	
外資持有：	15%	
EPS 基本：	893	VND
P/E (TTM)：	6.9x	
P/B (TTM)：	0.5x	
ROE (%)：	7%	
ROA (%)：	6%	
股息比率：	0%	



技術分析

短期阻力關卡：	6.55
短期支撐關卡：	5.66
短期趨勢 (5-10 天)：	上漲
中期阻力關卡：	7.49
中期支撐關卡：	4.54
中期趨勢 (1-3 月)：	上漲

	2016 年	2017 年	2018 年
營收增長	-43%	5%	39%
稅後利潤增長	-50%	24%	2%
毛利率	12%	18%	17%
淨利率	25%	29%	21%
EPS 基本	656	713	672
P/E	3.9x	3.3x	3.4x

同行業公司比較

同行業公司總數: 75

股票編號	市值 (十億 VND)	交易所	毛利 %	D/E	P/E	P/B
TIG	512	HNX	17.4%	21.5%	6.9x	0.5x
VIC	388,129	HOSE	24.1%	4.9%	85.2x	5.0x
VHM	312,175	HOSE	25.1%	38.0%	17.7x	5.8x
NVL	53,612	HOSE	33.7%	21.4%	18.0x	2.6x
KDH	14,346	HOSE	42.7%	27.8%	15.5x	2.0x
產業平均			26.7%	22.0%	47.9x	4.7x

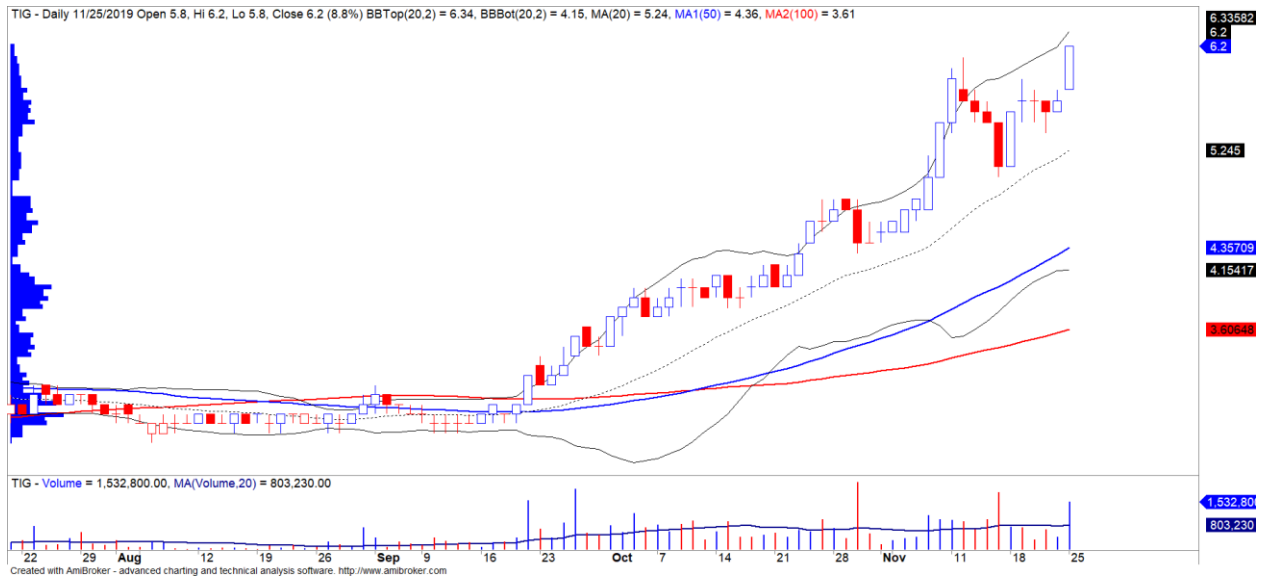
TIG - 短期上漲趨勢仍繼續擴展

股票代碼	TIG
建議價格	6.20
目前價格	6.20
短期趨勢	上漲
中期趨勢	上漲
短期目標	7.49
與目前價格相比的短期上漲空間	20.82%
短期停損	5.66
Reward/Risk	2.41
預期持有 (盤)	19



We Create **Fortune**

- TIG 的股票評級為 93 點，因此我們將該股的上漲定為積極。
- 價格走勢圖創下了自 2017 年以來的最高峰。同時，強大的阻力位是 7.5，短期趨勢從 “下跌” 轉為 “上漲”。此外，價格圖處於積極的劇烈波動的時期，因此我們評估價格圖可能會繼續擴大短期上漲的趨勢。
- 我們建議喜歡小型股的投資者考慮以當前價格範圍購買該股票。



TIG 股票的價格走勢圖

We Create Fortune

TNG 商業投資股份公司

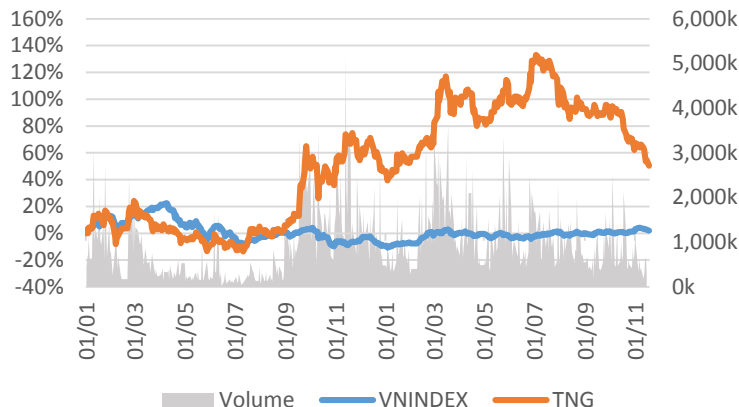
收盤價 15,100

TNG 商業投資股份公司

交易所：HNX - 行業板塊：個人用品

個股資料

市值：	939	十億 VND
流通股數：	62,167,998	股
上市日期：	22/11/2007	
國家持有：	0%	
外資持有：	12%	
EPS 基本：	3,692	VND
P/E (TTM)：	4.1x	
P/B (TTM)：	1.0x	
ROE (%)：	26%	
ROA (%)：	8%	
股息比率：	0%	



技術分析

短期阻力關卡：	33.69
短期支撐關卡：	31.09
短期趨勢 (5-10 天)：	上漲
中期阻力關卡：	35.91
中期支撐關卡：	27.66
中期趨勢 (1-3 月)：	下跌

	2016 年	2017 年	2018 年
營收增長	-2%	32%	45%
稅後利潤增長	14%	42%	57%
毛利率	18%	18%	18%
淨利率	4%	5%	5%
EPS 基本	2,480	2,797	3,663
P/E	8.3x	7.5x	5.1x

同行業公司比較

同行業公司總數: 46

股票編號	市值 (十億 VND)	交易所	毛利 %	D/E	P/E	P/B
TNG	939	HNX	17.7%	5.0%	4.1x	1.0x
VGT	4,091	UPCOM			11.0x	0.7x
MSH	2,711	HOSE	20.1%	9.4%	5.8x	2.1x
VGG	2,230	UPCOM			5.3x	1.2x
STK	1,294	HOSE	13.9%	7.5%	5.9x	1.3x
產業平均			8.3%	3.5%	7.8x	1.2x

TNG - 短期價格的波動仍然很弱

- TNG 的股票評級僅為 60 點，價格強度僅為 24 點，表明該股票的上漲評級為中等，價格波動較小。
- 短期趨勢從“下跌”轉為“上漲”，價格圖表顯示出累積的跡象。因此，儘管形成了短期買進點，但上漲的排名較低，因此我們不建議投資者新購買此股票。



We Create Fortune



TNG 股票的價格走勢圖

(*) 股票評級 Stock Rating 是企業股票價格基本增長與相對強弱與越南股市三大交易市場剩餘股票相比的相關性比較。



We Create **Fortune**

元大證券（越南）公司

個人客戶分析部

Nguyễn Th ê Minh

研究分析經理

+84 28 3622 6868 ext 3826

minh.nguyen@yuantan.com.vn

Quách Đức Khánh

高級分析專員

+84 28 3622 6868 ext 3833

khanh.quach@yuantan.com.vn

Pham Tan Phat

高級分析專員

+84 28 3622 6868 ext 3880

phat.pham@yuantan.com.vn

Nguyễn Trịnh Ngọc Hồng

分析專員

+84 28 3622 6868 ext 3832

hong.nguyen@yuantan.com.vn

個人客戶業務部

Nguyễn Thanh Tùng

總公司業務經理

+84 28 3622 6868 ext 3609

tung.nguyen@yuantan.com.vn

Chung Kim Hoa

華人客戶部經理

+84 28 3622 6868 ext 3828

hoa.chung@yuantan.com.vn

Phù Vĩnh Qu ê

堤岸分行經理

+84 28 3622 6868

que.phu@yuantan.com.vn

Nguyễn Việt Quang

河內分行經理

+84 28 3622 6868 ext 3404

quang.nguyen@yuantan.com.vn

Võ Thị Thu Thủy

平陽分行經理

+84 28 3622 6868 ext 3505

thuy.vo@yuantan.com.vn

Bùi Quốc Phong

同奈分行經理

+84 28 3622 6868

phong.bui@yuantan.com.vn

Nguyễn Đức Hoàn

河內南部營業中心經理

+84 28 3622 6868 ext 3409

hoan.nguyen@yuantan.com.vn

Võ Đình Tuấn

峴港分行經理

+84 28 3622 6868 ext 3301

tuan.vo@yuantan.com.vn



We Create Fortune

Appendix A: Important Disclosures

Analyst Certification

Each research analyst primarily responsible for the content of this research report, in whole or in part, certifies that with respect to each security or issuer that the analyst covered in this report: (1) all of the views expressed accurately reflect his or her personal views about those securities or issuers; and (2) no part of his or her compensation was, is, or will be, directly or indirectly, related to the specific recommendations or views expressed by that research analyst in the research report.

Ratings Definitions

BUY: We have a positive outlook on the stock based on our expected absolute or relative return over the investment period. Our thesis is based on our analysis of the company's outlook, financial performance, catalysts, valuation and risk profile. We recommend investors add to their position.

HOLD-Outperform: In our view, the stock's fundamentals are relatively more attractive than peers at the current price. Our thesis is based on our analysis of the company's outlook, financial performance, catalysts, valuation and risk profile.

HOLD-Underperform: In our view, the stock's fundamentals are relatively less attractive than peers at the current price. Our thesis is based on our analysis of the company's outlook, financial performance, catalysts, valuation and risk profile.

SELL: We have a negative outlook on the stock based on our expected absolute or relative return over the investment period. Our thesis is based on our analysis of the company's outlook, financial performance, catalysts, valuation and risk profile. We recommend investors reduce their position.

Under Review: We actively follow the company, although our estimates, rating and target price are under review.

Restricted: The rating and target price have been suspended temporarily to comply with applicable regulations and/or Yuanta policies.

Note: Yuanta research coverage with a Target Price is based on an investment period of 12 months. Greater China Discovery Series coverage does not have a formal 12 month Target Price and the recommendation is based on an investment period specified by the analyst in the report.

Global Disclaimer

© 2018 Yuanta. All rights reserved. The information in this report has been compiled from sources we believe to be reliable, but we do not hold ourselves responsible for its completeness or accuracy. It is not an offer to sell or solicitation of an offer to buy any securities. All opinions and estimates included in this report constitute our judgment as of this date and are subject to change without notice.

This report provides general information only. Neither the information nor any opinion expressed herein constitutes an offer or invitation to make an offer to buy or sell securities or other investments. This material is prepared for general circulation to clients and is not intended to provide tailored investment advice and does not take into account the individual financial situation and objectives of any specific person who may receive this report. Investors should seek financial advice regarding the appropriateness of investing in any securities, investments or investment strategies discussed or recommended in this report. The information contained in this report has been compiled from sources believed to be reliable but no representation or warranty, express or implied, is made as to its accuracy, completeness or correctness. This report is not (and should not be construed as) a solicitation to act as securities broker or dealer in any jurisdiction by any person or company that is not legally permitted to carry on such business in that jurisdiction.

Yuanta research is distributed in the United States only to Major U.S. Institutional Investors (as defined in Rule 15a-6 under the Securities Exchange Act of 1934, as amended and SEC staff interpretations thereof). All transactions by a US person in the securities mentioned in this report must be effected through a registered broker-dealer under Section 15 of the Securities Exchange Act of 1934, as amended. Yuanta research is distributed in Taiwan by Yuanta Securities Investment Consulting. Yuanta research is distributed in Hong Kong by Yuanta Securities (Hong Kong) Co. Limited, which is licensed in Hong Kong by the Securities and Futures Commission for regulated activities, including Type 4 regulated activity (advising on securities). In Hong Kong, this research report may not be redistributed, retransmitted or disclosed, in whole or in part or any form or manner, without the express written