

當日期貨市場：繼續上漲至 940 點以上

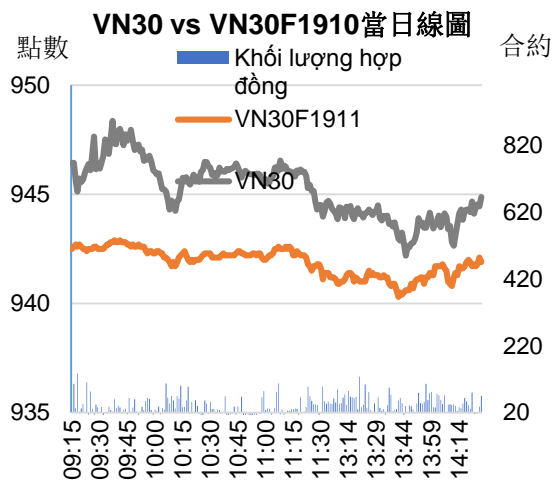
2019/11/08

合約走勢

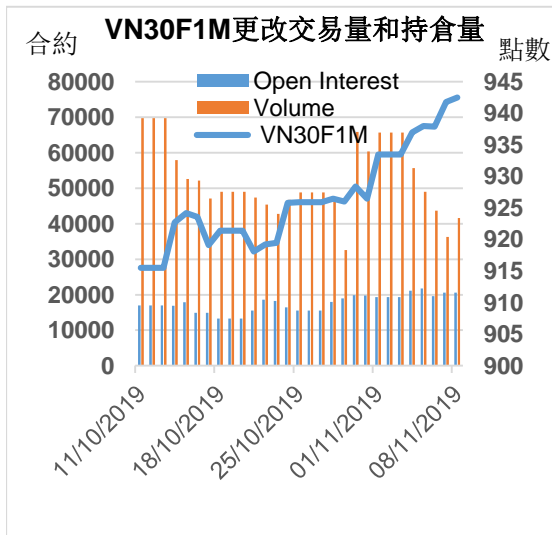
收盤 +/- 成交量 到期日

單位	點數	點數	合約	日期
VN30F1911	942.5	0.7	41,631	21/11
VN30F1912	941.5	1.9	362	19/12
VN30F2003	940.6	-0.3	78	19/03
VN30F2006	943.4	2.4	98	18/06

源自：Bloomberg - YSVN



源自：Bloomberg - YSVN



源自：Bloomberg - YSVN

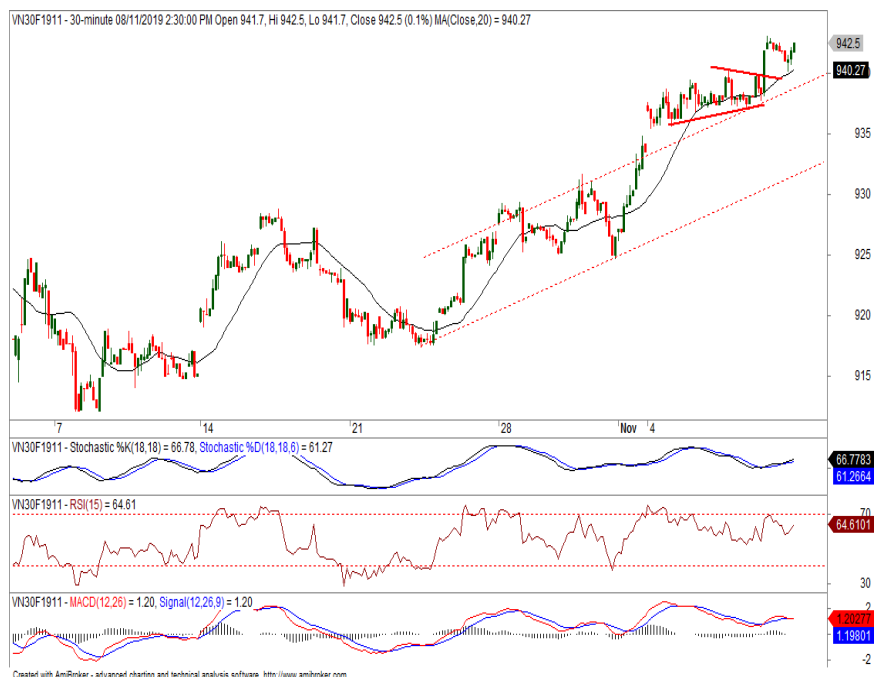
技術信號

- VN30F1911 繼續保持在 940 點以上，並且接近尾盤時買力占主導。價格圖表在完成向上的三角形走勢後（目標為 944-945 點）即出現突破。RSI 在 30 分鐘框架有積極的移動，但可能會造成短期分歧，因此有可能在上述價格區有技術修正節奏。
- 期貨合約的交易量再次增加，達到 4.16 萬合約，比前一交易日增長 14%，表明短期投機性現金流正在回返到市場上。

投資策略

- 當天策略 (Intraday)：由於價格接近三角形走勢的目標（944-945 點），因此投資者應考慮在 944-944.5 點開空頭，目標為 941 點，並在 946 點停損。當價格跌至 940 點時開多頭，目標是 945 點，停損在 937.6 點。
- 主要短期趨勢策略 (Daily)：投資者繼續持多頭，停損在 928.64 點，目標為 1,001.65 點。

趨勢	VN30F1911-Daily	VN30F1911-1H
短期	上漲	上漲
支撐 1	927	940
支撐 2	912	937
阻力 1	950	944
阻力 2	970	947



Created with AmBroker - advanced charting and technical analysis software. http://www.ambroker.com

Pham Tan Phat

高級分析專員

Email: [phat.pham@yuanta.com.vn](mailto:phat.pham@yuanta.com.vn)

Phone: (084) 28 3622 6868 ext 3880

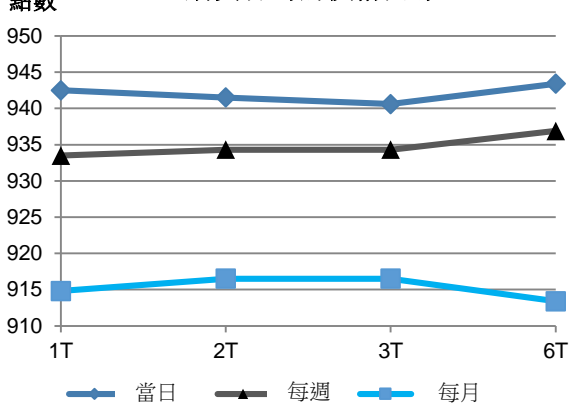


We Create Fortune

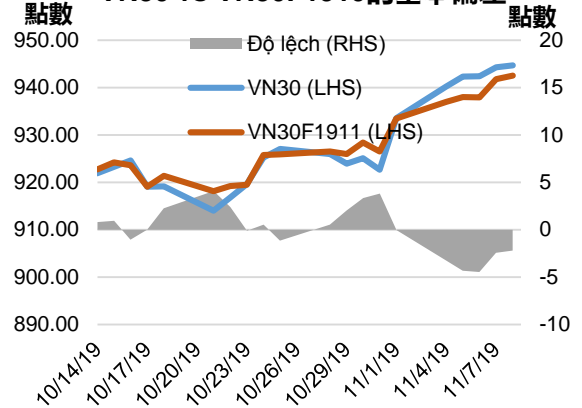
期貨合約

	收盤價	+/-	+/- %	成交量	+/- %	Fair Value	最後清算日	剩餘時間
	單位：點	點	%	合約		單位：點		日
VN30 Index	944.7	0.5	0.0%	0				
VN30F1911	942.5	0.7	0.1%	41,631	14.60%	946	21/11/2019	12
VN30F1912	941.5	1.9	0.2%	362	346.91%	953	19/12/2019	40
VN30F2003	940.6	-0.3	0.0%	78	1200.00%	974	19/03/2020	131
VN30F2006	943.4	2.4	0.3%	98	444.44%	996	18/06/2020	222

期貨合約的價格曲線



VN30 vs VN30F1910的基本偏差



上漲排名/ 前 5 檔	影響 點數	下跌排名/ 前 5 檔	影響 點數
TCB	0.94	VHM	-0.52
HDB	0.47	VRE	-0.36
VPB	0.35	MWG	-0.28
MSN	0.19	MBB	-0.19
PNJ	0.12	VIC	-0.19

股價上漲 前 5 檔	%	股價下跌 前 5 檔	%
HDB	1.72	VRE	-1.56
TCB	1.21	REE	-1.04
VPB	0.68	VHM	-1.01
PNJ	0.59	BID	-0.72
MSN	0.39	BVH	-0.67



We Create Fortune

VN30 指數股票名單

股票代碼	企業名稱	產業	比重	收盤價	資本	PER	PBR	3 個月成交量	外資持股	52 週走高	52 週走低
		單位	%	VND	Tỷ VND	x	x	000 cp	%	VND	VND
BID	越南投資與發展商業股份銀行	金融	1.1%	41,300	166,109	19.6	2.5	1,154	3%	42,700	29,900
CTD	Coteccons 建築股份公司	工業	0.4%	74,500	5,684	7.6	0.7	50	49%	162,000	74,300
CTG	越南工商股份銀行	金融	1.0%	22,300	83,032	13.6	1.1	2,652	30%	24,400	17,700
BVH	Bao Viet (保越) 集團	金融	0.8%	73,600	51,585	39.0	3.3	165	25%	104,000	70,200
DPM	油氣化學原料 - 化肥股份公司	原材料	0.3%	13,750	5,381	21.2	0.7	411	19%	23,700	12,600
EIB	越南進出口貿易股份銀行	金融	2.7%	18,400	22,622	35.6	1.4	99	30%	19,100	13,100
FPT	FPT 發展投資工藝股份公司	CNTT	4.7%	59,600	40,425	12.7	3.0	1,772	49%	60,500	36,818
GAS	越南氣體總公司 - 股份公司	公用服務	1.5%	105,700	202,305	18.0	4.4	294	4%	114,900	82,400
GMD	Gemadept 運輸股份公司	工業	0.9%	25,350	7,527	13.0	1.2	610	49%	29,900	24,850
HDB	胡志明市發展商業股份銀行	金融	2.9%	29,650	29,087	10.2	1.9	1,725	24%	33,600	24,450
HPG	Hoa Phat (和發) 集團股份公司	原材料	5.3%	22,700	62,676	9.0	1.4	4,763	38%	30,654	20,300
MBB	軍隊貿易股份銀行	金融	4.7%	23,400	54,421	7.2	1.4	4,678	20%	23,900	16,713
MSN	Masan 集團股份公司	必需消費品	5.2%	76,800	89,775	17.0	2.7	463	40%	92,000	72,800
MWG	世界移動通信投資股份公司	非必需消費品	5.3%	124,600	55,165	15.0	4.9	755	49%	129,500	79,502
NVL	Nova 房地產投資集團股份公司	房地產	3.2%	58,300	54,245	18.3	2.6	442	7%	73,000	53,700
PNJ	Phu Nhuan (富潤) 珠寶股份公司	非必需消費品	2.2%	85,700	19,074	17.7	4.6	602	49%	89,300	64,800
REE	冷機電股份公司	工業	0.9%	38,100	11,813	6.8	1.2	1,081	49%	40,150	29,450
ROS	FLC Faros 建築股份公司	工業	0.8%	25,000	14,190	72.0	2.4	18,268	3%	43,500	24,450
SAB	Sai Gon (西貢) 飲料-酒-啤酒股份公司	必需消費品	2.7%	260,000	166,733	35.3	9.3	22	63%	291,000	223,100
SBT	Bien Hoa - Thanh Thanh Cong (邊和 - 成成功) 股份公司	必需消費品	0.8%	18,950	11,119	43.1	1.5	1,305	6%	21,557	15,400
SSI	SSI 西貢證券股份公司	金融	1.0%	22,050	11,203	12.5	1.2	1,754	57%	30,000	20,600
STB	西貢商信銀行 (sacombank)	金融	2.9%	10,850	19,570	7.0	0.7	3,515	13%	13,200	10,000
TCB	越南技商股份銀行 (Techcombank)	金融	8.3%	25,100	87,854	9.4	1.5	2,033	22%	29,150	19,900
VCB	越南外商貿易股份銀行	金融	4.0%	91,500	339,362	17.3	4.2	757	24%	92,500	51,000
VHM	Vinhomes 股份公司	房地產	5.4%	98,500	329,927	21.9	7.6	598	15%	102,300	69,900
VIC	Vingroup 集團股份公司	房地產	8.0%	120,500	403,185	75.8	5.2	353	15%	126,500	89,800
VJC	Vietjet 越捷航空股份公司	工業	5.5%	143,200	75,014	14.5	5.5	613	20%	147,100	107,300
VNM	越南牛奶股份公司	必需消費品	9.6%	129,200	224,986	23.4	8.3	903	59%	152,600	114,800
VPB	Viet Nam Thịnh Vuong (越南繁榮) 貿易股份銀行	金融	5.5%	22,150	53,309	6.6	1.3	2,744	23%	23,000	17,500
VRE	Vincom Retail 股份公司	房地產	2.4%	34,650	80,694	33.6	2.8	2,335	32%	39,950	26,700



We Create **Fortune**

## 元大證券（越南）公司

### 個人客戶分析部

**Nguyễn Th ê Minh**

研究分析經理

+84 28 3622 6868 ext 3826

minh.nguyen@yuanta.com.vn

**Quách Đức Khánh**

高級分析專員

+84 28 3622 6868 ext 3833

khanh.quach@yuanta.com.vn

**Phạm Tấn Phát**

高級分析專員

+84 28 3622 6868 ext 3880

phat.pham@yuanta.com.vn

**Nguyễn Trịnh Ngọc Hồng**

分析專員

+84 28 3622 6868 ext 3832

hong.nguyen@yuanta.com.vn

### 個人客戶業務部

**Nguyễn Thanh Tùng**

總公司業務經理

+84 28 3622 6868 ext 3609

tung.nguyen@yuanta.com.vn

**Chung Kim Hoa**

華人客戶部經理

+84 28 3622 6868 ext 3828

hoa.chung@yuanta.com.vn

**Phù Vĩnh Qu ê**

堤岸分行經理

+84 28 3622 6868

que.phu@yuanta.com.vn

**Nguyễn Việt Quang**

河內分行經理

+84 28 3622 6868 ext 3404

quang.nguyen@yuanta.com.vn

**Võ Thị Thu Thủy**

平陽分行經理

+84 28 3622 6868 ext 3505

thuy.vo@yuanta.com.vn

**Bùi Quốc Phong**

同奈分行經理

+84 28 3622 6868

phong.bui@yuanta.com.vn

**Nguyễn Đức Hoàn**

河內南部營業中心經理

+84 28 3622 6868 ext 3409

hoan.nguyen@yuanta.com.vn

**Võ Đình Tuấn**

峴港分行經理

+84 28 3622 6868 ext 3301

tuan.vo@yuanta.com.vn



We Create **Fortune**

## Appendix A: Important Disclosures

### Analyst Certification

Each research analyst primarily responsible for the content of this research report, in whole or in part, certifies that with respect to each security or issuer that the analyst covered in this report: (1) all of the views expressed accurately reflect his or her personal views about those securities or issuers; and (2) no part of his or her compensation was, is, or will be, directly or indirectly, related to the specific recommendations or views expressed by that research analyst in the research report.

### Ratings Definitions

**BUY:** We have a positive outlook on the stock based on our expected absolute or relative return over the investment period. Our thesis is based on our analysis of the company's outlook, financial performance, catalysts, valuation and risk profile. We recommend investors add to their position.

**HOLD-Outperform:** In our view, the stock's fundamentals are relatively more attractive than peers at the current price. Our thesis is based on our analysis of the company's outlook, financial performance, catalysts, valuation and risk profile.

**HOLD-Underperform:** In our view, the stock's fundamentals are relatively less attractive than peers at the current price. Our thesis is based on our analysis of the company's outlook, financial performance, catalysts, valuation and risk profile.

**SELL:** We have a negative outlook on the stock based on our expected absolute or relative return over the investment period. Our thesis is based on our analysis of the company's outlook, financial performance, catalysts, valuation and risk profile. We recommend investors reduce their position.

**Under Review:** We actively follow the company, although our estimates, rating and target price are under review.

**Restricted:** The rating and target price have been suspended temporarily to comply with applicable regulations and/or Yuanta policies.

Note: Yuanta research coverage with a Target Price is based on an investment period of 12 months. Greater China Discovery Series coverage does not have a formal 12 month Target Price and the recommendation is based on an investment period specified by the analyst in the report.

### Global Disclaimer

© 2018 Yuanta. All rights reserved. The information in this report has been compiled from sources we believe to be reliable, but we do not hold ourselves responsible for its completeness or accuracy. It is not an offer to sell or solicitation of an offer to buy any securities. All opinions and estimates included in this report constitute our judgment as of this date and are subject to change without notice.

This report provides general information only. Neither the information nor any opinion expressed herein constitutes an offer or invitation to make an offer to buy or sell securities or other investments. This material is prepared for general circulation to clients and is not intended to provide tailored investment advice and does not take into account the individual financial situation and objectives of any specific person who may receive this report. Investors should seek financial advice regarding the appropriateness of investing in any securities, investments or investment strategies discussed or recommended in this report. The information contained in this report has been compiled from sources believed to be reliable but no representation or warranty, express or implied, is made as to its accuracy, completeness or correctness. This report is not (and should not be construed as) a solicitation to act as securities broker or dealer in any jurisdiction by any person or company that is not legally permitted to carry on such business in that jurisdiction.

Yuanta research is distributed in the United States only to Major U.S. Institutional Investors (as defined in Rule 15a-6 under the Securities Exchange Act of 1934, as amended and SEC staff interpretations thereof). All transactions by a US person in the securities mentioned in this report must be effected through a registered broker-dealer under Section 15 of the Securities Exchange Act of 1934, as amended. Yuanta research is distributed in Taiwan by Yuanta Securities Investment Consulting. Yuanta research is distributed in Hong Kong by Yuanta Securities (Hong Kong) Co. Limited, which is licensed in Hong Kong by the Securities and Futures Commission for regulated activities, including Type 4 regulated activity (advising on securities). In Hong Kong, this research report may not be redistributed, retransmitted or disclosed, in whole or in part or any form or manner, without the express written