

當日期貨市場：11月的期貨部分到期

2019/11/20

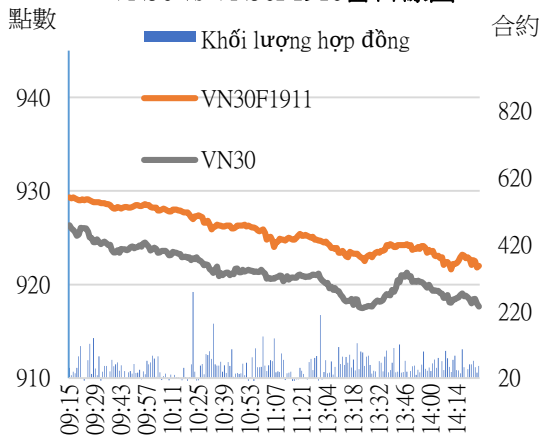
合約走勢

收盤 +/- 成交量 到期日

單位	點數	點數	合約	日期
VN30F1911	921.0	-8.7	55,407	21/11
VN30F1912	925.5	-8.3	5859	19/12
VN30F2003	933.2	-5.2	194	19/03
VN30F2006	934.0	-6.0	117	18/06

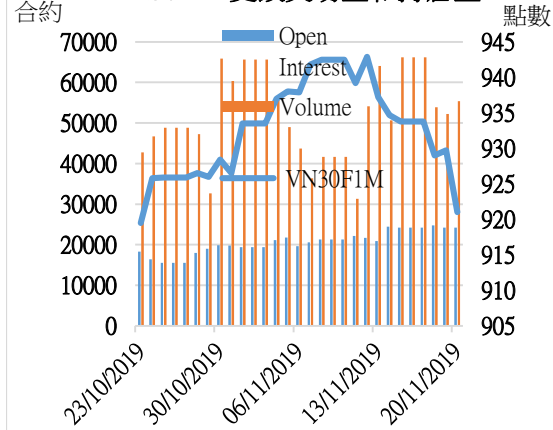
源自：Bloomberg - YSVN

VN30 vs VN30F1910當日線圖



源自：Bloomberg - YSVN

VN30F1M更改交易量和持倉量



源自：Bloomberg - YSVN

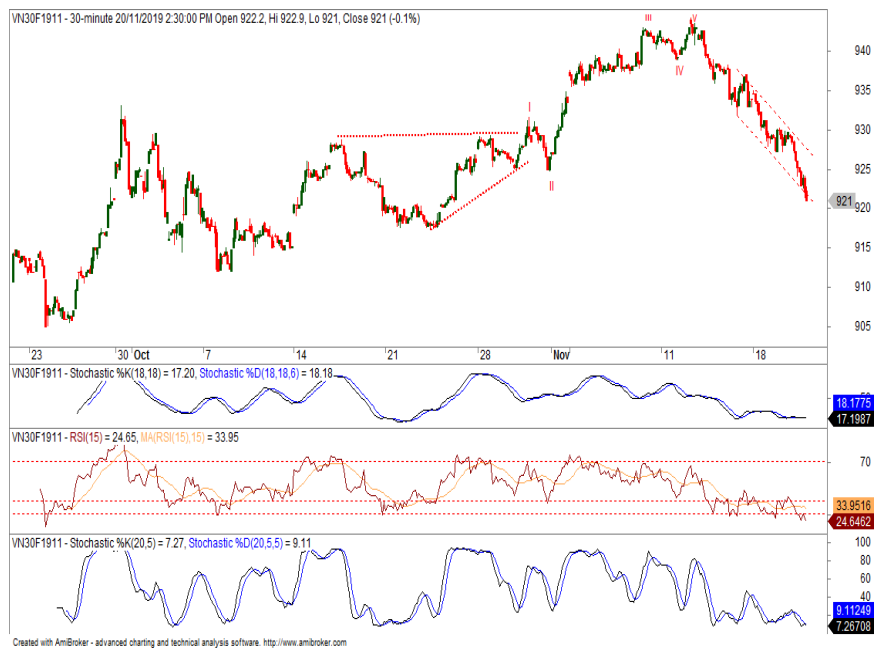
技術信號

- VN30F1911 繼續擴大其下跌的趨勢，下跌了8.7點。在30分鐘的框架，RSI 動量指標顯示為負，因為它繼續深入超賣區域。預計 VN30F1911 可以在技術回漲之前達到 916-918 點，相當於 Fibonacci 161.8%。同時，阻力位在近 923-925 點。
- 在 Daily 框架中，VN30F1911 創建了一個 Bearish Belt-Hold 蠟燭。下跌趨勢佔領 Daily 的框架。

投資策略

- 當天策略 (Intraday)：下跌趨勢正為主導，因此投資者可在 VN30F1911 (或 VN30F1912) 開空頭。具體，VN30F1911 空頭在 923-924 點，目標為 916-918 點，停損於 926 點。
- 主要短期趨勢策略 (Daily)：投資者可以在 VN30F1M 繼續開空頭，停損於 941.2，目標為 900 點。

趨勢	VN30F1911-Daily	VN30F1911-30M
短期	下跌	下跌
支撐 1	915	918
支撐 2	900	916
阻力 1	941	924
阻力 2	944	928



Pham Tan Phat
高級分析專員

Email: phat.pham@yuanta.com.vn

Phone: (084) 28 3672 6868 ext 3880

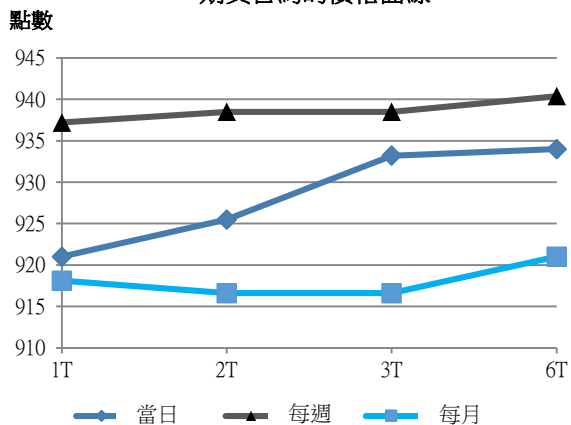


We Create Fortune

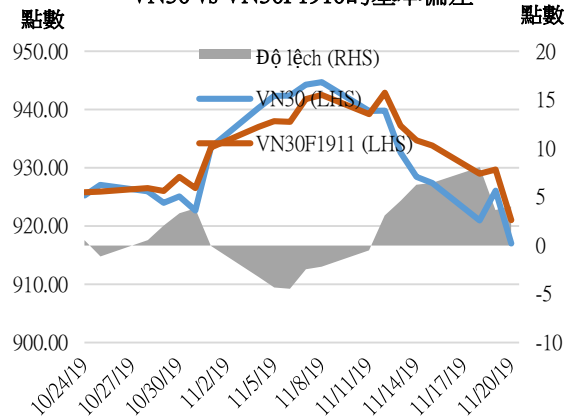
期貨合約

	收盤價	+/-	+/- %	成交量	+/- %	Fair Value	最後清算日	剩餘時間
	單位：點	點	%	合約		單位：點		日
VN30 Index	917.0	-9.1	-1.0%	0				
VN30F1911	921.0	-8.7	-0.9%	55,407	6.03%	916	21/11/2019	2
VN30F1912	925.5	-8.3	-0.9%	5,859	188.48%	922	19/12/2019	30
VN30F2003	933.2	-5.2	-0.6%	194	1840.00%	943	19/03/2020	121
VN30F2006	934.0	-6.0	-0.6%	117	105.26%	965	18/06/2020	212

期貨合約的價格曲線



VN30 vs VN30F1910的基本偏差



上漲排名/ 前 5 檔	影響 點數	下跌排名/ 前 5 檔	影響 點數
VJC	0.33	FPT	-1.13
ROS	0.13	TCB	-1.10
HDB	0.10	VPB	-0.93
NVL	0.05	HPG	-0.92
DPM	0.00	MWG	-0.76

股價上漲 前 5 檔	%	股價下跌 前 5 檔	%
ROS	1.60	FPT	-2.57
VJC	0.63	GAS	-2.33
HDB	0.35	EIB	-1.91
NVL	0.17	STB	-1.89
DPM	0.00	VPB	-1.88



We Create Fortune

VN30 指數股票名單

股票代碼	企業名稱	產業	比重	收盤價	資本	PER	PBR	3 個月成交量	外資持股	52 週走高	52 週走低
		單位	%	VND	Tỷ VND	x	x	000 cp	%	VND	VND
BID	越南投資與發展商業股份銀行	金融	1.1%	41,550	167,115	19.7	2.5	1,128	3%	43,000	30,550
CTD	Coteccons 建築股份公司	工業	0.4%	70,900	5,409	7.2	0.7	57	48%	162,000	68,000
CTG	越南工商股份銀行	金融	1.0%	21,300	79,309	13.0	1.1	2,853	29%	24,400	17,700
BVH	Bao Viet (保越) 集團	金融	0.8%	72,100	50,534	38.2	3.2	168	25%	104,000	70,200
DPM	油氣化學原料 - 化肥股份公司	原材料	0.3%	13,700	5,361	21.1	0.7	385	19%	23,700	12,600
EIB	越南進出口貿易股份銀行	金融	2.9%	18,000	22,130	34.8	1.4	111	30%	19,100	13,100
FPT	FPT 發展投資工藝股份公司	CNTT	4.7%	56,800	38,526	12.1	2.8	1,783	49%	61,300	36,818
GAS	越南氣體總公司 - 股份公司	公用服務	1.6%	105,000	200,965	17.8	4.4	303	4%	114,900	82,400
GMD	Gemadep 運輸股份公司	工業	0.9%	24,800	7,364	12.7	1.2	478	49%	29,600	24,750
HDB	胡志明市發展商業股份銀行	金融	3.0%	28,900	28,351	10.0	1.8	1,814	24%	32,350	24,450
HPG	Hoa Phat (和發) 集團股份公司	原材料	5.7%	22,400	61,848	8.9	1.3	4,625	38%	28,308	20,300
MBB	軍隊貿易股份銀行	金融	4.6%	22,600	52,560	6.9	1.3	5,010	20%	23,900	16,713
MSN	Masan 集團股份公司	必需消費品	5.2%	73,600	86,034	16.3	2.6	466	40%	92,000	72,800
MWG	世界移動通信投資股份公司	非必需消費品	5.1%	117,100	51,839	14.1	4.6	740	49%	129,500	80,600
NVL	Nova 房地產投資集團股份公司	房地產	3.2%	58,400	54,338	18.3	2.6	417	7%	69,800	53,700
PNJ	Phu Nhuan (富潤) 珠寶股份公司	非必需消費品	2.3%	83,400	18,562	17.2	4.5	546	49%	89,300	64,800
REE	冷機電股份公司	工業	1.0%	37,700	11,689	6.7	1.2	963	49%	40,150	29,450
ROS	FLC Faros 建築股份公司	工業	0.9%	25,400	14,417	73.2	2.4	20,038	3%	43,500	24,350
SAB	Sai Gon (西貢) 飲料-酒-啤酒股份公司	必需消費品	2.7%	246,300	157,948	33.4	8.8	20	63%	291,000	231,000
SBT	Bien Hoa - Thanh Thanh Cong (邊和 - 成成功) 股份公司	必需消費品	0.8%	18,700	10,972	42.5	1.5	1,290	6%	21,500	15,400
SSI	SSI 西貢證券股份公司	金融	1.0%	20,900	10,618	11.8	1.1	1,714	56%	30,000	20,600
STB	西貢商信銀行 (sacombank)	金融	2.9%	10,400	18,758	6.7	0.7	3,478	13%	13,200	10,000
TCB	越南技商股份銀行 (Techcombank)	金融	8.3%	24,400	85,403	9.2	1.5	2,054	22%	29,150	19,900
VCB	越南外商貿易股份銀行	金融	3.9%	89,500	331,945	17.0	4.1	753	24%	92,500	51,000
VHM	Vinhomes 股份公司	房地產	5.4%	96,200	322,223	21.4	7.5	698	15%	102,300	70,900
VIC	Vingroup 集團股份公司	房地產	7.9%	116,000	388,129	73.0	5.0	350	15%	126,500	94,700
VJC	Vietjet 越捷航空股份公司	工業	5.6%	144,900	75,904	14.7	5.6	585	20%	147,100	107,300
VNM	越南牛奶股份公司	必需消費品	9.1%	124,000	215,931	22.4	7.9	986	59%	152,600	115,300
VPB	Viet Nam Thịnh Vuong (越南繁榮) 貿易股份銀行	金融	5.4%	20,900	50,301	6.3	1.3	2,729	23%	23,000	17,500
VRE	Vincom Retail 股份公司	房地產	2.5%	35,150	81,858	34.0	2.9	2,785	32%	39,950	26,700



We Create **Fortune**

元大證券（越南）公司

個人客戶分析部

Nguyễn Th ê Minh

研究分析經理

+84 28 3622 6868 ext 3826

minh.nguyen@yuanta.com.vn

Quách Đức Khánh

高級分析專員

+84 28 3622 6868 ext 3833

khanh.quach@yuanta.com.vn

Phạm Tấn Phát

高級分析專員

+84 28 3622 6868 ext 3880

phat.pham@yuanta.com.vn

Nguyễn Trịnh Ngọc Hồng

分析專員

+84 28 3622 6868 ext 3832

hong.nguyen@yuanta.com.vn

個人客戶業務部

Nguyễn Thanh Tùng

總公司業務經理

+84 28 3622 6868 ext 3609

tung.nguyen@yuanta.com.vn

Chung Kim Hoa

華人客戶部經理

+84 28 3622 6868 ext 3828

hoa.chung@yuanta.com.vn

Phù Vĩnh Qu ê

堤岸分行經理

+84 28 3622 6868

que.phu@yuanta.com.vn

Nguyễn Việt Quang

河內分行經理

+84 28 3622 6868 ext 3404

quang.nguyen@yuanta.com.vn

Võ Thị Thu Thủy

平陽分行經理

+84 28 3622 6868 ext 3505

thuy.vo@yuanta.com.vn

Bùi Quốc Phong

同奈分行經理

+84 28 3622 6868

phong.bui@yuanta.com.vn

Nguyễn Đức Hoàn

河內南部營業中心經理

+84 28 3622 6868 ext 3409

hoan.nguyen@yuanta.com.vn

Võ Đình Tuấn

峴港分行經理

+84 28 3622 6868 ext 3301

tuan.vo@yuanta.com.vn



We Create **Fortune**

Appendix A: Important Disclosures

Analyst Certification

Each research analyst primarily responsible for the content of this research report, in whole or in part, certifies that with respect to each security or issuer that the analyst covered in this report: (1) all of the views expressed accurately reflect his or her personal views about those securities or issuers; and (2) no part of his or her compensation was, is, or will be, directly or indirectly, related to the specific recommendations or views expressed by that research analyst in the research report.

Ratings Definitions

BUY: We have a positive outlook on the stock based on our expected absolute or relative return over the investment period. Our thesis is based on our analysis of the company's outlook, financial performance, catalysts, valuation and risk profile. We recommend investors add to their position.

HOLD-Outperform: In our view, the stock's fundamentals are relatively more attractive than peers at the current price. Our thesis is based on our analysis of the company's outlook, financial performance, catalysts, valuation and risk profile.

HOLD-Underperform: In our view, the stock's fundamentals are relatively less attractive than peers at the current price. Our thesis is based on our analysis of the company's outlook, financial performance, catalysts, valuation and risk profile.

SELL: We have a negative outlook on the stock based on our expected absolute or relative return over the investment period. Our thesis is based on our analysis of the company's outlook, financial performance, catalysts, valuation and risk profile. We recommend investors reduce their position.

Under Review: We actively follow the company, although our estimates, rating and target price are under review.

Restricted: The rating and target price have been suspended temporarily to comply with applicable regulations and/or Yuanta policies.

Note: Yuanta research coverage with a Target Price is based on an investment period of 12 months. Greater China Discovery Series coverage does not have a formal 12 month Target Price and the recommendation is based on an investment period specified by the analyst in the report.

Global Disclaimer

© 2018 Yuanta. All rights reserved. The information in this report has been compiled from sources we believe to be reliable, but we do not hold ourselves responsible for its completeness or accuracy. It is not an offer to sell or solicitation of an offer to buy any securities. All opinions and estimates included in this report constitute our judgment as of this date and are subject to change without notice.

This report provides general information only. Neither the information nor any opinion expressed herein constitutes an offer or invitation to make an offer to buy or sell securities or other investments. This material is prepared for general circulation to clients and is not intended to provide tailored investment advice and does not take into account the individual financial situation and objectives of any specific person who may receive this report. Investors should seek financial advice regarding the appropriateness of investing in any securities, investments or investment strategies discussed or recommended in this report. The information contained in this report has been compiled from sources believed to be reliable but no representation or warranty, express or implied, is made as to its accuracy, completeness or correctness. This report is not (and should not be construed as) a solicitation to act as securities broker or dealer in any jurisdiction by any person or company that is not legally permitted to carry on such business in that jurisdiction.

Yuanta research is distributed in the United States only to Major U.S. Institutional Investors (as defined in Rule 15a-6 under the Securities Exchange Act of 1934, as amended and SEC staff interpretations thereof). All transactions by a US person in the securities mentioned in this report must be effected through a registered broker-dealer under Section 15 of the Securities Exchange Act of 1934, as amended. Yuanta research is distributed in Taiwan by Yuanta Securities Investment Consulting. Yuanta research is distributed in Hong Kong by Yuanta Securities (Hong Kong) Co. Limited, which is licensed in Hong Kong by the Securities and Futures Commission for regulated activities, including Type 4 regulated activity (advising on securities). In Hong Kong, this research report may not be redistributed, retransmitted or disclosed, in whole or in part or any form or manner, without the express written