

當日期貨市場：在 893-895 點得到支撐

2019/11/25

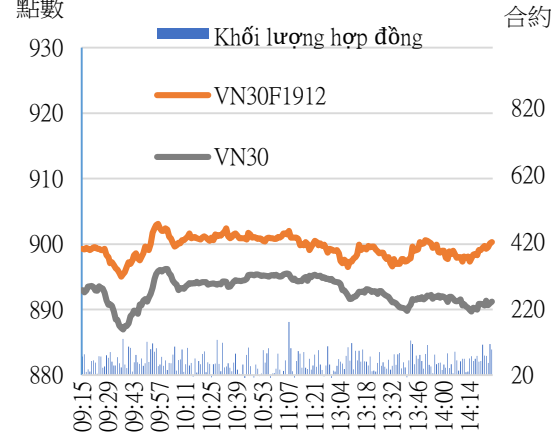
合約走勢

收盤 +/- 成交量 到期日

單位	點數	點數	合約	日期
VN30F1912	902.9	1.4	94,785	19/12
VN30F2001	903.0	1.0	524	16/01
VN30F2003	907.0	2.0	60	19/03
VN30F2006	908.8	2.2	129	18/06

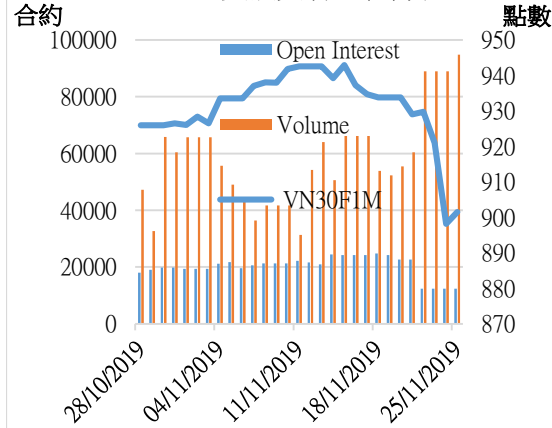
源自：Bloomberg - YSVN

VN30 vs VN30F1910 當日線圖



源自：Bloomberg - YSVN

VN30F1M 更改交易量和持倉量



源自：Bloomberg - YSVN

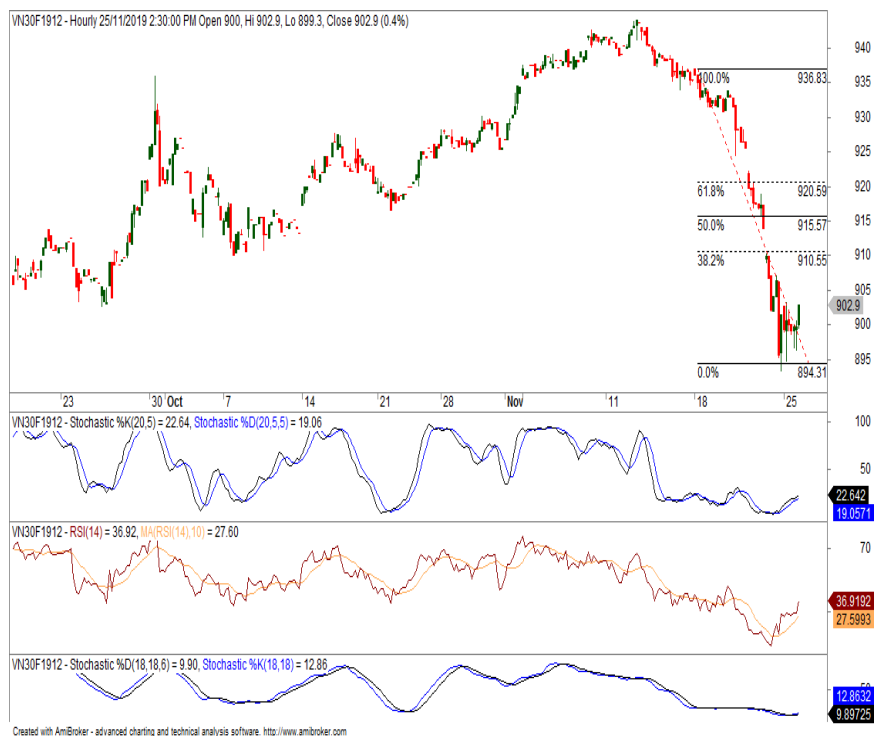
技術信號

- VN30F1912 開始出現積極的趨勢因 Daily 框架中建立了 “Hammer” 蠟燭，並且有 2 個交易日均保持在 894-896 點以上。上述情況鞏固了下跌趨勢的 893-895 點支撐位。
- 在 1 小時框架中，ATR 指標達到 7 月中旬以來的最高水平，表明 VN30F1912 將進入短期累積節奏。同時，RSI 正在從超賣區上漲。在下一個交易日中，VN30F1912 將繼續在技術上反彈，支撐為 896-898 點，阻力為 905-910 點。

投資策略

- 當天策略 (Intraday)：投資者在約 898-900 點開多頭，目標為 905，更遠的是 910 點；停損在 895.5 點。
- 主要短期趨勢策略 (Daily)：交易者可以在 VN30F1M 平倉或繼續開空頭，目標為 885-890 點，並停損於 915.6 點。

趨勢	VN30F1911-Daily	VN30F1911-30M
短期	下跌	橫盤
支撐 1	890	896
支撐 2	860	890
阻力 1	915	905
阻力 2	944	910



Pham Tan Phat
高級分析專員
Email: phat.pham@yuanta.com.vn
Phone: (084) 28 3622 6868 ext 3820

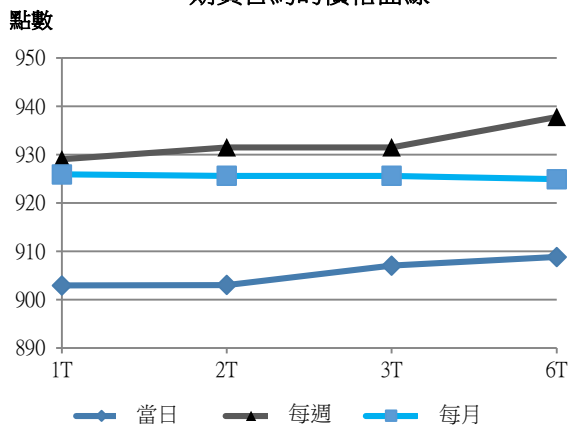


We Create Fortune

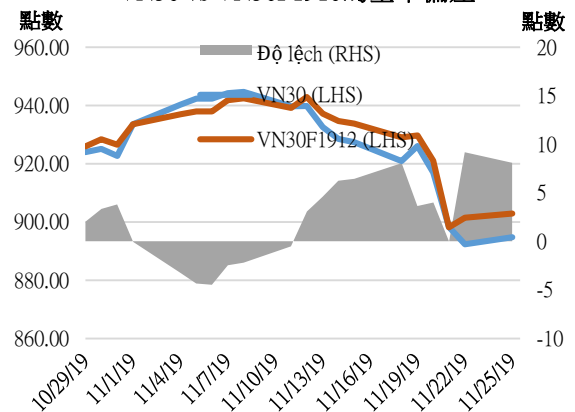
期貨合約

	收盤價	+/-	+/- %	成交量	+/- %	Fair Value	最後清算日	剩餘時間
	單位：點	點	%	合約		單位：點		日
VN30 Index	894.8	2.5	0.3%	0				
VN30F1912	902.9	1.4	0.2%	94,785	6.56%	899	19/12/2019	26
VN30F2001	903.0	1.0	0.1%	524	-38.28%	905	16/01/2020	53
VN30F2003	907.0	2.0	0.2%	60	-46.43%	919	19/03/2020	116
VN30F2006	908.8	2.2	0.2%	129	-38.28%	940	18/06/2020	207

期貨合約的價格曲線



VN30 vs VN30F1910的基本偏差



上漲排名/ 前 5 檔	影響 點數	下跌排名/ 前 5 檔	影響 點數
VNM	0.97	VRE	-0.65
TCB	0.79	VCB	-0.41
MSN	0.65	STB	-0.25
EIB	0.51	SAB	-0.20
FPT	0.45	VHM	-0.16

股價上漲 前 5 檔	%	股價下跌 前 5 檔	%
EIB	2.06	VRE	-2.87
BVH	1.69	BID	-1.24
CTD	1.68	VCB	-1.17
PNJ	1.59	REE	-1.09
MSN	1.42	STB	-0.98



We Create Fortune

VN30 指數股票名單

股票代碼	企業名稱	產業	比重	收盤價	資本	PER	PBR	3 個月成交量	外資持股	52 週走高	52 週走低
		單位	%	VND	Tỷ VND	x	x	000 cp	%	VND	VND
BID	越南投資與發展商業股份銀行	金融	1.0%	39,700	159,674	18.8	2.4	1,087	21%	43,000	30,550
CTD	Coteccons 建築股份公司	工業	0.4%	66,700	5,089	6.8	0.6	60	48%	162,000	65,000
CTG	越南工商股份銀行	金融	1.0%	21,150	78,750	12.9	1.1	2,908	29%	24,400	17,700
BVH	Bao Viet (保越) 集團	金融	0.8%	72,100	50,534	38.2	3.2	171	25%	104,000	70,200
DPM	油氣化學原料 - 化肥股份公司	原材料	0.3%	13,250	5,185	20.4	0.7	380	19%	23,700	12,600
EIB	越南進出口貿易股份銀行	金融	2.8%	17,350	21,331	33.6	1.4	118	30%	19,100	13,100
FPT	FPT 發展投資工藝股份公司	CNTT	4.7%	56,600	38,390	12.1	2.8	1,787	49%	61,300	36,818
GAS	越南氣體總公司 - 股份公司	公用服務	1.5%	103,100	197,328	17.5	4.3	309	4%	114,900	82,400
GMD	Gemadept 運輸股份公司	工業	0.9%	24,000	7,126	12.3	1.1	448	49%	29,600	23,800
HDB	胡志明市發展商業股份銀行	金融	2.9%	27,800	27,272	9.6	1.7	1,845	24%	32,350	24,450
HPG	Hoa Phat (和發) 集團股份公司	原材料	5.7%	22,250	61,434	8.8	1.3	4,747	38%	27,846	20,300
MBB	軍隊貿易股份銀行	金融	4.7%	22,400	52,095	6.9	1.3	5,026	20%	23,900	16,713
MSN	Masan 集團股份公司	必需消費品	5.2%	71,500	83,580	15.8	2.5	481	40%	92,000	69,900
MWG	世界移動通信投資股份公司	非必需消費品	5.0%	112,000	49,581	13.5	4.4	739	49%	129,500	80,600
NVL	Nova 房地產投資集團股份公司	房地產	3.3%	57,200	53,222	17.9	2.6	423	7%	69,800	53,700
PNJ	Phu Nuan (富潤) 珠寶股份公司	非必需消費品	2.3%	82,900	18,450	17.1	4.5	529	49%	89,300	64,800
REE	冷機電股份公司	工業	1.0%	36,300	11,255	6.5	1.1	950	49%	40,150	29,450
ROS	FLC Faros 建築股份公司	工業	0.9%	24,900	14,133	71.8	2.4	20,850	3%	43,500	24,350
SAB	Sai Gon (西貢) 飲料-酒-啤酒股份公司	必需消費品	2.5%	233,000	149,419	31.6	8.4	22	63%	291,000	231,000
SBT	Bien Hoa - Thanh Thanh Cong (邊和 - 成成功) 股份公司	必需消費品	0.8%	18,200	10,679	41.4	1.5	1,294	6%	21,500	15,400
SSI	SSI 西貢證券股份公司	金融	1.0%	20,250	10,288	11.4	1.1	1,727	56%	30,000	20,050
STB	西貢商信銀行 (sacombank)	金融	2.8%	10,150	18,307	6.6	0.7	3,595	13%	13,200	10,000
TCB	越南技商股份銀行 (Techcombank)	金融	8.2%	23,300	81,553	8.8	1.4	2,088	22%	29,150	19,900
VCB	越南外商貿易股份銀行	金融	3.9%	84,500	313,400	16.0	3.9	750	24%	92,500	51,000
VHM	Vinhomes 股份公司	房地產	5.4%	93,200	312,175	20.7	7.2	812	15%	102,300	70,900
VIC	Vingroup 集團股份公司	房地產	8.0%	116,000	388,129	73.0	5.0	379	15%	126,500	95,300
VJC	Vietjet 越捷航空股份公司	工業	5.8%	143,000	74,909	14.5	5.5	571	20%	147,100	107,300
VNM	越南牛奶股份公司	必需消費品	9.5%	122,900	214,015	22.2	7.9	1,003	59%	152,600	117,300
VPB	Viet Nam Thịnh Vuong (越南繁榮) 貿易股份銀行	金融	5.3%	20,200	48,616	6.0	1.2	2,766	23%	23,000	17,500
VRE	Vincom Retail 股份公司	房地產	2.4%	33,800	78,714	32.7	2.8	2,978	33%	39,950	26,700



We Create **Fortune**

元大證券（越南）公司

個人客戶分析部

Nguyễn Th ê Minh

研究分析經理

+84 28 3622 6868 ext 3826

minh.nguyen@yuanta.com.vn

Quách Đức Khánh

高級分析專員

+84 28 3622 6868 ext 3833

khanh.quach@yuanta.com.vn

Phạm Tấn Phát

高級分析專員

+84 28 3622 6868 ext 3880

phat.pham@yuanta.com.vn

Nguyễn Trịnh Ngọc Hồng

分析專員

+84 28 3622 6868 ext 3832

hong.nguyen@yuanta.com.vn

個人客戶業務部

Nguyễn Thanh Tùng

總公司業務經理

+84 28 3622 6868 ext 3609

tung.nguyen@yuanta.com.vn

Chung Kim Hoa

華人客戶部經理

+84 28 3622 6868 ext 3828

hoa.chung@yuanta.com.vn

Phù Vĩnh Qu ê

堤岸分行經理

+84 28 3622 6868

que.phu@yuanta.com.vn

Nguyễn Việt Quang

河內分行經理

+84 28 3622 6868 ext 3404

quang.nguyen@yuanta.com.vn

Võ Thị Thu Thủy

平陽分行經理

+84 28 3622 6868 ext 3505

thuy.vo@yuanta.com.vn

Bùi Quốc Phong

同奈分行經理

+84 28 3622 6868

phong.bui@yuanta.com.vn

Nguyễn Đức Hoàn

河內南部營業中心經理

+84 28 3622 6868 ext 3409

hoan.nguyen@yuanta.com.vn

Võ Đình Tuấn

峴港分行經理

+84 28 3622 6868 ext 3301

tuan.vo@yuanta.com.vn



We Create **Fortune**

Appendix A: Important Disclosures

Analyst Certification

Each research analyst primarily responsible for the content of this research report, in whole or in part, certifies that with respect to each security or issuer that the analyst covered in this report: (1) all of the views expressed accurately reflect his or her personal views about those securities or issuers; and (2) no part of his or her compensation was, is, or will be, directly or indirectly, related to the specific recommendations or views expressed by that research analyst in the research report.

Ratings Definitions

BUY: We have a positive outlook on the stock based on our expected absolute or relative return over the investment period. Our thesis is based on our analysis of the company's outlook, financial performance, catalysts, valuation and risk profile. We recommend investors add to their position.

HOLD-Outperform: In our view, the stock's fundamentals are relatively more attractive than peers at the current price. Our thesis is based on our analysis of the company's outlook, financial performance, catalysts, valuation and risk profile.

HOLD-Underperform: In our view, the stock's fundamentals are relatively less attractive than peers at the current price. Our thesis is based on our analysis of the company's outlook, financial performance, catalysts, valuation and risk profile.

SELL: We have a negative outlook on the stock based on our expected absolute or relative return over the investment period. Our thesis is based on our analysis of the company's outlook, financial performance, catalysts, valuation and risk profile. We recommend investors reduce their position.

Under Review: We actively follow the company, although our estimates, rating and target price are under review.

Restricted: The rating and target price have been suspended temporarily to comply with applicable regulations and/or Yuanta policies.

Note: Yuanta research coverage with a Target Price is based on an investment period of 12 months. Greater China Discovery Series coverage does not have a formal 12 month Target Price and the recommendation is based on an investment period specified by the analyst in the report.

Global Disclaimer

© 2018 Yuanta. All rights reserved. The information in this report has been compiled from sources we believe to be reliable, but we do not hold ourselves responsible for its completeness or accuracy. It is not an offer to sell or solicitation of an offer to buy any securities. All opinions and estimates included in this report constitute our judgment as of this date and are subject to change without notice.

This report provides general information only. Neither the information nor any opinion expressed herein constitutes an offer or invitation to make an offer to buy or sell securities or other investments. This material is prepared for general circulation to clients and is not intended to provide tailored investment advice and does not take into account the individual financial situation and objectives of any specific person who may receive this report. Investors should seek financial advice regarding the appropriateness of investing in any securities, investments or investment strategies discussed or recommended in this report. The information contained in this report has been compiled from sources believed to be reliable but no representation or warranty, express or implied, is made as to its accuracy, completeness or correctness. This report is not (and should not be construed as) a solicitation to act as securities broker or dealer in any jurisdiction by any person or company that is not legally permitted to carry on such business in that jurisdiction.

Yuanta research is distributed in the United States only to Major U.S. Institutional Investors (as defined in Rule 15a-6 under the Securities Exchange Act of 1934, as amended and SEC staff interpretations thereof). All transactions by a US person in the securities mentioned in this report must be effected through a registered broker-dealer under Section 15 of the Securities Exchange Act of 1934, as amended. Yuanta research is distributed in Taiwan by Yuanta Securities Investment Consulting. Yuanta research is distributed in Hong Kong by Yuanta Securities (Hong Kong) Co. Limited, which is licensed in Hong Kong by the Securities and Futures Commission for regulated activities, including Type 4 regulated activity (advising on securities). In Hong Kong, this research report may not be redistributed, retransmitted or disclosed, in whole or in part or any form or manner, without the express written