

當日期貨市場：重測 870 點舊底部

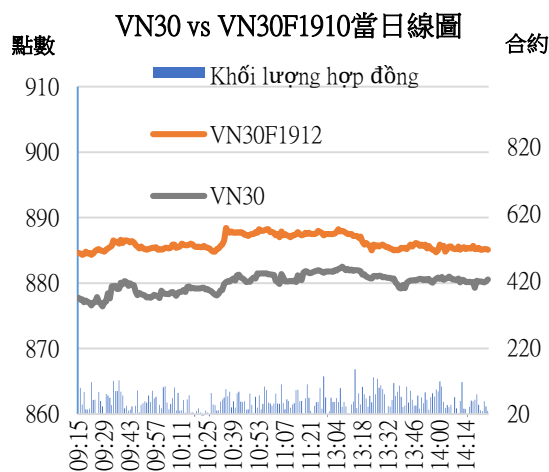
2019/12/09

合約走勢

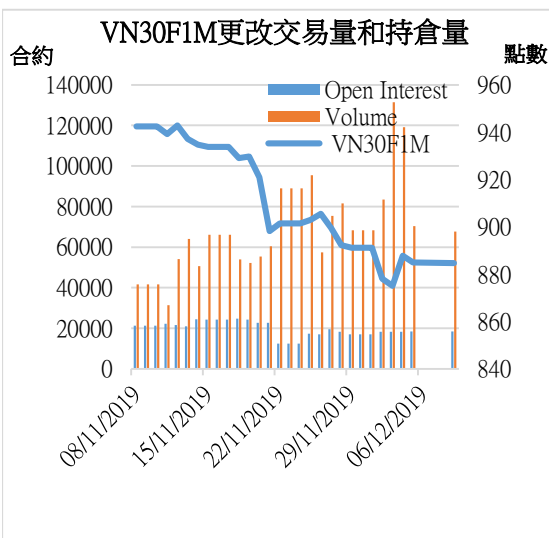
收盤 +/- 成交量 到期日

單位	點數	點數	合約	日期
VN30F1912	879.2	-5.5	65,351	19/12
VN30F2001	881.5	-5.7	237	16/01
VN30F2003	884.5	-4.5	77	19/03
VN30F2006	887.5	-6.9	47	18/06

源自：Bloomberg - YSVN



源自：Bloomberg - YSVN



源自：Bloomberg - YSVN

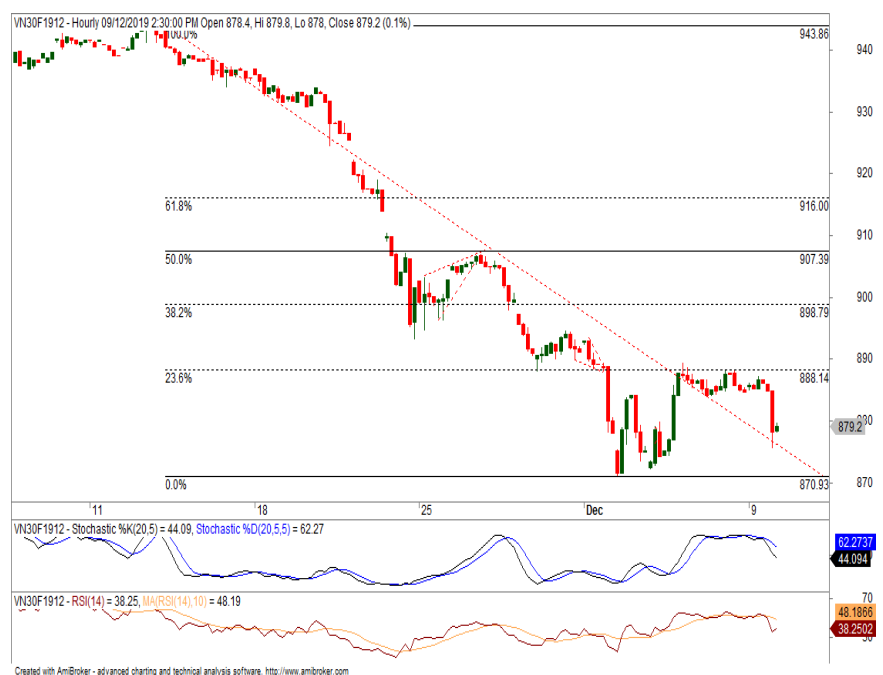
技術信號

- VN30F1912 下跌，帶有長紅燭，表明短期恢復趨勢仍在 889 點的阻力位波動，相當於 Fibonacci 23.6%。在 1 小時框架中，Stochastic Oscillator 指標（20,5,5）在出售時仍顯示出負面信號，並繼續下跌。
- 諸如 ATR 和 BBW 之類的衡量波動性的指標正在增加，表明波動性大幅增加。VN30F1912 趨勢仍在移動，價格圖表正在逼近強勁的支撐位，對應於 868-870 點的舊底部，因此它將在該區域得到支撐。

投資策略

- 當天策略 (Intraday)：投資者可以考慮在 871-873 點開多頭，目標為 884 點，停損於 868 點。
- 主要短期趨勢策略 (Daily)：維持空頭，停損於 897.97 點。

趨勢	VN30F1911-Daily	VN30F1911-30M
短期	下跌	橫盤
支撐 1	865	874
支撐 2	850	870
阻力 1	905	889
阻力 2	930	893



Created with AmiBroker - advanced charting and technical analysis software. <http://www.amibroker.com>

Pham Tan Phat
高級分析專員

Email: phat.pham@yuanta.com.vn

Phone: (084) 28 3622 6868 ext 3880

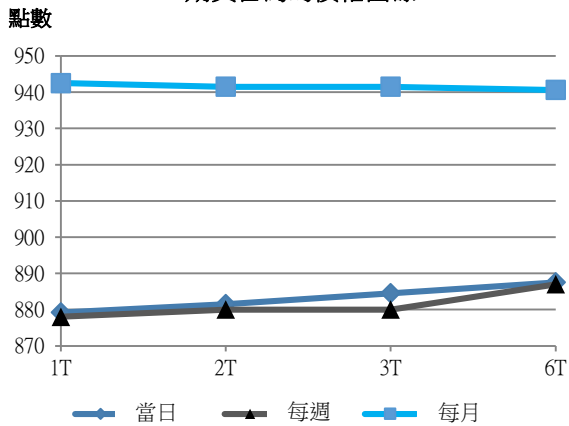


We Create Fortune

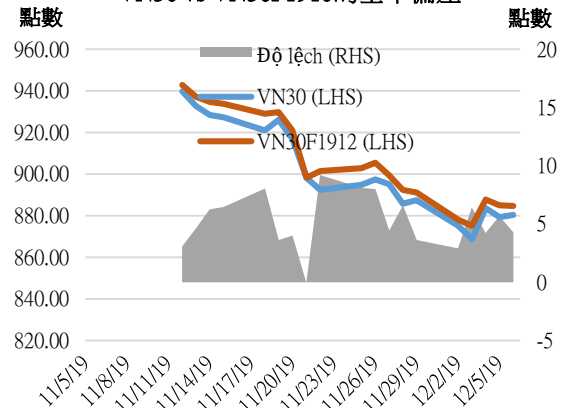
期貨合約

	收盤價	+/-	+/- %	成交量	+/- %	Fair Value	最後清算日	剩餘時間
	單位：點	點	%	合約		單位：點		日
VN30 Index	879.9	-0.5	-0.1%	0				
VN30F1912	879.2	-5.5	-0.6%	65,351	-3.41%	881	19/12/2019	12
VN30F2001	881.5	-5.7	-0.6%	237	24.74%	887	16/01/2020	39
VN30F2003	884.5	-4.5	-0.5%	77	156.67%	901	19/03/2020	102
VN30F2006	887.5	-6.9	-0.8%	47	88.00%	921	18/06/2020	193

期貨合約的價格曲線



VN30 vs VN30F1910的基本偏差



上漲排名/ 前 5 檔	影響 點數	下跌排名/ 前 5 檔	影響 點數
VNM	1.71	MSN	-1.04
MSN	0.32	VJC	-0.36
NVL	0.26	TCB	-0.31
EIB	0.22	GMD	-0.17
ROS	0.16	STB	-0.12

股價上漲 前 5 檔	%	股價下跌 前 5 檔	%
DPM	3.25	MSN	-2.15
CTD	2.67	VNM	-1.27
DPM	2.34	BID	-0.88
ROS	2.04	VJC	-0.69
CTG	1.00	BVH	-0.60



We Create Fortune

VN30 指數股票名單

股票代碼	企業名稱	產業	比重	收盤價	資本	PER	PBR	3 個月成交量	外資持股	52 週走高	52 週走低
		單位	%	VND	Tỷ VND	x	x	000 cp	%	VND	VND
BID	越南投資與發展商業股份銀行	金融	1.1%	40,000	163,495	19.3	2.5	1,055	21%	43,000	30,550
CTD	Coteccons 建築股份公司	工業	0.4%	64,400	4,883	6.5	0.6	59	48%	162,000	64,000
CTG	越南工商股份銀行	金融	1.0%	20,150	76,144	12.5	1.0	2,889	29%	24,400	17,700
BVH	Bao Viet (保越) 集團	金融	0.8%	65,700	49,132	37.1	3.1	172	25%	104,000	69,900
DPM	油氣化學原料 - 化肥股份公司	原材料	0.3%	13,400	5,048	19.9	0.6	375	19%	23,700	12,600
EIB	越南進出口貿易股份銀行	金融	2.7%	16,800	21,023	33.1	1.3	116	30%	19,100	13,350
FPT	FPT 發展投資工藝股份公司	CNTT	4.8%	55,300	37,983	11.9	2.8	1,747	49%	61,300	36,818
GAS	越南氣體總公司 - 股份公司	公用服務	1.5%	99,800	192,926	17.1	4.2	303	4%	114,900	82,400
GMD	Gemadept 運輸股份公司	工業	0.9%	23,000	7,082	12.2	1.1	420	49%	29,600	23,800
HDB	胡志明市發展商業股份銀行	金融	2.9%	28,000	25,653	9.0	1.6	1,852	24%	32,350	24,450
HPG	Hoa Phat (和發) 集團股份公司	原材料	5.8%	24,200	62,400	8.9	1.4	4,730	38%	27,577	20,300
MBB	軍隊貿易股份銀行	金融	4.8%	21,450	51,398	6.8	1.3	4,785	20%	23,900	16,713
MSN	Masan 集團股份公司	必需消費品	5.1%	60,500	81,242	15.4	2.4	483	40%	92,000	68,600
MWG	世界移動通信投資股份公司	非必需消費品	5.0%	110,900	48,253	13.1	4.3	714	49%	129,500	80,600
NVL	Nova 房地產投資集團股份公司	房地產	3.2%	56,700	52,756	17.8	2.6	415	7%	69,500	53,700
PNJ	Phu Nhuan (富潤) 珠寶股份公司	非必需消費品	2.3%	82,200	18,050	16.8	4.4	493	49%	89,300	64,800
REE	冷機電股份公司	工業	1.0%	36,250	11,131	6.4	1.1	932	49%	40,150	29,450
ROS	FLC Faros 建築股份公司	工業	0.9%	24,500	14,105	71.6	2.4	21,704	3%	43,500	24,350
SAB	Sai Gon (西貢) 飲料-酒-啤酒股份公司	必需消費品	2.5%	235,800	147,495	31.2	8.2	23	63%	291,000	230,000
SBT	Bien Hoa - Thanh Thanh Cong (邊和 - 成成功) 股份公司	必需消費品	0.8%	18,650	10,972	42.5	1.5	1,282	6%	21,500	15,400
SSI	SSI 西貢證券股份公司	金融	0.9%	19,600	10,085	11.2	1.0	1,740	56%	30,000	19,750
STB	西貢商信銀行 (sacombank)	金融	2.8%	9,950	18,217	6.5	0.7	3,532	13%	13,200	10,000
TCB	越南技商股份銀行 (Techcombank)	金融	8.2%	22,800	80,153	8.6	1.4	2,039	22%	29,150	19,900
VCB	越南外商貿易股份銀行	金融	4.0%	85,200	316,367	16.2	3.9	762	24%	92,500	51,000
VHM	Vinhomes 股份公司	房地產	5.4%	92,000	306,815	20.3	7.1	908	15%	102,300	70,900
VIC	Vingroup 集團股份公司	房地產	8.0%	115,900	387,125	72.8	5.0	379	15%	126,500	95,300
VJC	Vietjet 越捷航空股份公司	工業	5.8%	144,500	75,747	14.7	5.6	540	20%	147,100	107,300
VNM	越南牛奶股份公司	必需消費品	9.5%	118,100	212,622	22.1	7.8	1,004	59%	152,600	117,300
VPB	Viet Nam Thịnh Vuong (越南繁榮) 貿易股份銀行	金融	5.3%	19,400	48,255	6.0	1.2	2,714	23%	23,000	17,500
VRE	Vincom Retail 股份公司	房地產	2.5%	35,200	78,015	32.4	2.7	3,088	33%	39,950	26,700



We Create **Fortune**

元大證券（越南）公司

個人客戶分析部

Nguyễn Th ê Minh

研究分析經理

+84 28 3622 6868 ext 3826

minh.nguyen@yuanta.com.vn

Quách Đức Khánh

高級分析專員

+84 28 3622 6868 ext 3833

khanh.quach@yuanta.com.vn

Phạm Tấn Phát

高級分析專員

+84 28 3622 6868 ext 3880

phat.pham@yuanta.com.vn

Nguyễn Trịnh Ngọc Hồng

分析專員

+84 28 3622 6868 ext 3832

hong.nguyen@yuanta.com.vn

個人客戶業務部

Nguyễn Thanh Tùng

總公司業務經理

+84 28 3622 6868 ext 3609

tung.nguyen@yuanta.com.vn

Chung Kim Hoa

華人客戶部經理

+84 28 3622 6868 ext 3828

hoa.chung@yuanta.com.vn

Phù Vĩnh Qu ê

堤岸分行經理

+84 28 3622 6868

que.phu@yuanta.com.vn

Nguyễn Việt Quang

河內分行經理

+84 28 3622 6868 ext 3404

quang.nguyen@yuanta.com.vn

Võ Thị Thu Thủy

平陽分行經理

+84 28 3622 6868 ext 3505

thuy.vo@yuanta.com.vn

Bùi Quốc Phong

同奈分行經理

+84 28 3622 6868

phong.bui@yuanta.com.vn

Nguyễn Đức Hoàn

河內南部營業中心經理

+84 28 3622 6868 ext 3409

hoan.nguyen@yuanta.com.vn

Võ Đình Tuấn

峴港分行經理

+84 28 3622 6868 ext 3301

tuan.vo@yuanta.com.vn



We Create **Fortune**

Appendix A: Important Disclosures

Analyst Certification

Each research analyst primarily responsible for the content of this research report, in whole or in part, certifies that with respect to each security or issuer that the analyst covered in this report: (1) all of the views expressed accurately reflect his or her personal views about those securities or issuers; and (2) no part of his or her compensation was, is, or will be, directly or indirectly, related to the specific recommendations or views expressed by that research analyst in the research report.

Ratings Definitions

BUY: We have a positive outlook on the stock based on our expected absolute or relative return over the investment period. Our thesis is based on our analysis of the company's outlook, financial performance, catalysts, valuation and risk profile. We recommend investors add to their position.

HOLD-Outperform: In our view, the stock's fundamentals are relatively more attractive than peers at the current price. Our thesis is based on our analysis of the company's outlook, financial performance, catalysts, valuation and risk profile.

HOLD-Underperform: In our view, the stock's fundamentals are relatively less attractive than peers at the current price. Our thesis is based on our analysis of the company's outlook, financial performance, catalysts, valuation and risk profile.

SELL: We have a negative outlook on the stock based on our expected absolute or relative return over the investment period. Our thesis is based on our analysis of the company's outlook, financial performance, catalysts, valuation and risk profile. We recommend investors reduce their position.

Under Review: We actively follow the company, although our estimates, rating and target price are under review.

Restricted: The rating and target price have been suspended temporarily to comply with applicable regulations and/or Yuanta policies.

Note: Yuanta research coverage with a Target Price is based on an investment period of 12 months. Greater China Discovery Series coverage does not have a formal 12 month Target Price and the recommendation is based on an investment period specified by the analyst in the report.

Global Disclaimer

© 2018 Yuanta. All rights reserved. The information in this report has been compiled from sources we believe to be reliable, but we do not hold ourselves responsible for its completeness or accuracy. It is not an offer to sell or solicitation of an offer to buy any securities. All opinions and estimates included in this report constitute our judgment as of this date and are subject to change without notice.

This report provides general information only. Neither the information nor any opinion expressed herein constitutes an offer or invitation to make an offer to buy or sell securities or other investments. This material is prepared for general circulation to clients and is not intended to provide tailored investment advice and does not take into account the individual financial situation and objectives of any specific person who may receive this report. Investors should seek financial advice regarding the appropriateness of investing in any securities, investments or investment strategies discussed or recommended in this report. The information contained in this report has been compiled from sources believed to be reliable but no representation or warranty, express or implied, is made as to its accuracy, completeness or correctness. This report is not (and should not be construed as) a solicitation to act as securities broker or dealer in any jurisdiction by any person or company that is not legally permitted to carry on such business in that jurisdiction.

Yuanta research is distributed in the United States only to Major U.S. Institutional Investors (as defined in Rule 15a-6 under the Securities Exchange Act of 1934, as amended and SEC staff interpretations thereof). All transactions by a US person in the securities mentioned in this report must be effected through a registered broker-dealer under Section 15 of the Securities Exchange Act of 1934, as amended. Yuanta research is distributed in Taiwan by Yuanta Securities Investment Consulting. Yuanta research is distributed in Hong Kong by Yuanta Securities (Hong Kong) Co. Limited, which is licensed in Hong Kong by the Securities and Futures Commission for regulated activities, including Type 4 regulated activity (advising on securities). In Hong Kong, this research report may not be redistributed, retransmitted or disclosed, in whole or in part or any form or manner, without the express written