

當日市場：外資集中賣超 NET, MSN

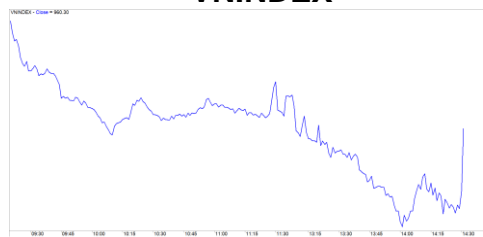
2019/12/10

市場走勢 2019/9/20

市場指數	VNI	HNI	UPCOM
收盤	960.30	102.04	55.36
%日	-0.60%	-0.31%	-0.77%
%週	0.72%	0.96%	-0.31%
%月	-6.08%	-4.88%	-2.41%
%年	0.46%	-4.47%	3.79%
成交值(十億盾)			
當日	4,841	389	176
日均量/週	4,393	293	176
日均量/月	4,610	295	233
外資進出			
買進	514.61	2.41	33.65
賣出	660.35	123.05	29.32
買賣超	-145.74	-120.64	4.33
市場漲跌家數			
上漲	115	48	167
下跌	178	64	97
持平	96	258	637
市場指標			
P/E	15.81	9.00	17.27
總市值 (兆盾)	3,305	186	955
股息殖利 率	1.76%	4.70%	4.13%

資料源: Bloomberg – YSVN

VNINDEX



HNIINDEX



市場走勢

市場急劇下跌，VN 指數有時下跌超過 10 點。在結束 ATC 盤時，VN 指數將跌幅收窄至 5 點以上，相當於 0.6%，收於 960.3 點。HNX 指數下跌 0.31%，收於 102.04 點，Upcom 也下跌 0.77%。三大市場的交易價值為 3 兆 5 千億越南盾，比上一交易日略有增長。

MSN 繼續下跌，下跌 6.4%，收於 56,600，是盤中最低水平，也是 MSN 的新底部。TCB, VPB, MBB, SSI, DPM, GAS, SAB, HDB, NVL 等籌股也大幅下跌，並均下跌超過 1%。VHM 是下跌近 4.7%，對 VN 指數影響最大的股票，但在 ATC 盤突然將跌幅收窄至僅 0.5%。積極的是，REE 上漲 1%，收於 36,600，流動性有所改善。BVH 增長 3%，也引起了注意，但該股的中期趨勢仍然是負面的。TTB 連續第二盤恢復，增長 5.1%，收於 5,740 越南盾。投機性股票有所減弱的跡象，因僅有 FIT (+7%)，TSC (+6.8%) 和 HAI (+3.3%) 仍維持漲勢。

外資賣超 2,620 億越南盾，但主要來自 NET 的議價交易 (1,180 億越南盾) 和拋售 MSN (687 億)，VHM (584 億)。相反集中購買 HPG (1,035 億)，VNM (138 億)。

市場觀點

我們認為市場仍處於技術恢復階段，VN 指數能達到 975 點的可能性仍然很高。同時，市場仍處於積累期，低價需求仍為積極。MSN 的下跌壓力顯示有減少的跡象，因下跌勢頭和價格波動性減弱。股票比例略有減少，表明謹慎的態度已經恢復，安全的策略是在短期內限制買進新股。

我們的趨勢指標系統短期維持兩個指數的下跌趨勢，VN 指數的阻力位為 974.05 點，HNX 指數的阻力位為 103.69 點。因此，出於謹慎的考慮，我們建議短期投資者繼續觀察市場，並且不應拋售股票。同時，如果投資者之前已經買進新股，則暫時停止增加股票比例，並將股票比例達到建議水平。

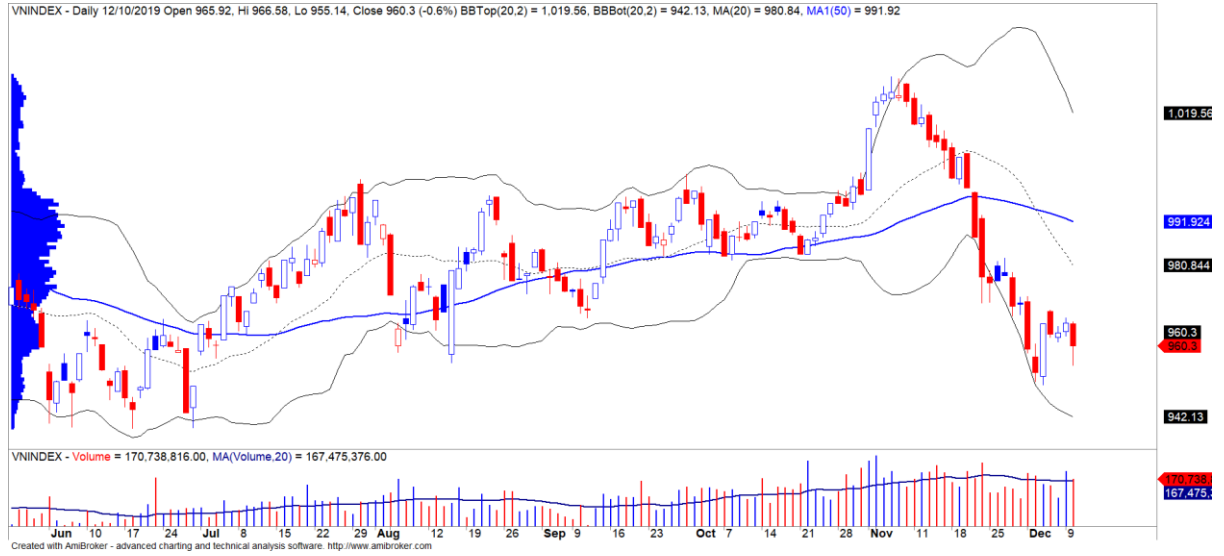
建議短線投資比重：33%股票/ 67%現金。

(股票趨勢追蹤圖在下一頁內更新)



We Create Fortune

技術分析圖



指數技術分析圖 VN-Index



指數技術分析圖 HNX-Index

指數	短期趨勢	中期趨勢	阻力區 1	阻力區 2	支撐區 1	支撐區 2
VN-Index	下跌	下跌	997	1,000	988	953
HNX-Index	下跌	下跌	106	108	99	90
VN30	下跌	下跌	895	935	877	863
VNMidcaps	下跌	下跌	992	1,030	969	963
VNSmallcaps	上漲	下跌	835	845	822	804



We Create Fortune

股票趨勢追蹤表

股票	價格	短期趨勢	中期趨勢	短期買進價格	短期停損	暫計短期利潤%	短期訊號	中期買進價格	中期停損	暫計中期利潤%	中期訊號
AAA	13.90	GIẢM	GIẢM		14.51				15.73		
ACB	22.80	GIẢM	TĂNG		23.69			24.00	22.57	-5.00%	
ACV	75.30	TĂNG	GIẢM	74.00	72.27	1.76%			82.57		
ANV	21.65	GIẢM	GIẢM		23.18				27.17		
ASM	6.35	GIẢM	GIẢM		6.57				7.26		
BFC	12.60	GIẢM	GIẢM		14.62				16.14		
BID	39.90	GIẢM	TĂNG		41.27			33.40	38.49	19.46%	
BMP	47.10	GIẢM	TĂNG		49.50			48.30	46.42	-2.48%	
BSR	9.00	GIẢM	GIẢM		9.64				10.51		
BVH	67.70	GIẢM	GIẢM		68.30				75.79		
BWE	24.80	TĂNG	GIẢM	25.10	23.62	-1.20%			25.84		
CEO	8.80	GIẢM	GIẢM		9.19				9.98		
CII	22.85	GIẢM	TĂNG		24.14			24.45	22.23	-6.54%	
CMG	37.50	GIẢM	TĂNG		38.66			23.20	34.96	61.64%	
CMX	15.80	GIẢM	GIẢM		16.21				20.03		
CSM	14.20	GIẢM	GIẢM		14.63			14.39	14.22	-1.15%	
CTD	62.80	GIẢM	GIẢM		66.35				77.14		
CTG	20.05	GIẢM	GIẢM		20.55				22.53		
CTR	39.40	GIẢM	N/A		43.60			-	N/A		
CVT	20.90	GIẢM	GIẢM		21.33				23.63		
DCM	6.61	GIẢM	GIẢM		6.86				7.38		
DGC	28.90	TĂNG	GIẢM	27.20	28.30	6.25%		29.70	28.91	-2.65%	MUA
DGW	23.55	GIẢM	GIẢM		24.40				26.39		
DHA	31.75	TĂNG	GIẢM	31.85	28.64	-0.31%			32.52		
DHC	42.60	TĂNG	TĂNG	33.00	41.18	29.09%		37.70	35.20	13.00%	
DHG	95.50	GIẢM	GIẢM		96.00				99.56		
DIG	13.25	GIẢM	GIẢM		13.67				14.81		
DPG	43.30	GIẢM	GIẢM		46.25				50.61		
DPM	13.10	GIẢM	GIẢM		13.47				14.59		
DPR	43.10	TĂNG	TĂNG	37.60	42.23	14.63%		41.30	36.94	4.36%	
DQC	15.80	GIẢM	GIẢM		16.57				18.09		
DRC	23.55	TĂNG	TĂNG	23.30	21.96	1.07%		21.60	21.72	9.03%	
DXG	13.65	GIẢM	GIẢM		14.73				16.48		
EIB	16.70	GIẢM	TĂNG		17.76			18.40	16.46	-9.24%	



We Create Fortune

FCN	10.00	GIẢM	GIẢM		10.35			11.48		
FMC	26.65	GIẢM	TĂNG		27.31		31.60	26.18	-15.66%	
FPT	55.50	GIẢM	TĂNG		56.79		46.00	54.99	20.65%	
GAS	97.90	GIẢM	GIẢM		101.89			109.55		
GEX	19.90	GIẢM	GIẢM		20.48			21.99		
GIL	18.40	GIẢM	GIẢM		19.29			21.26		
GMD	22.90	GIẢM	GIẢM		23.72			25.92		
GTN	22.60	TĂNG	TĂNG	21.70	20.71	4.15%	15.00	18.98	50.67%	
GVR	12.50	GIẢM	N/A		13.26			N/A		
HAG	3.90	TĂNG	GIẢM	3.86	3.62	1.04%		4.39		
HAX	18.20	TĂNG	GIẢM	18.60	16.74	-2.15%		21.20		
HBC	11.20	GIẢM	GIẢM		11.61			12.77		
HCM	22.80	GIẢM	TĂNG		24.54		23.40	22.58	-2.56%	
HDB	27.70	TĂNG	GIẢM	27.30	26.54	1.47%		29.49		
HDC	22.10	GIẢM	TĂNG		22.73		15.25	20.25	44.92%	
HDG	32.35	GIẢM	GIẢM		32.89		35.30	32.61	-7.62%	BÁN
HNG	14.50	GIẢM	GIẢM		14.94			16.01		
HPG	24.40	TĂNG	TĂNG	23.45	23.21	4.05%	23.85	23.82	2.31%	MUA
HSG	8.39	TĂNG	TĂNG	8.40	7.70	-0.12%	7.75	6.90	8.26%	
HT1	15.30	TĂNG	TĂNG	15.25	14.29	0.33%	16.90	13.91	-9.47%	
HUT	2.40	TĂNG	GIẢM	2.40	2.38	0.00%		2.71		
HVN	34.20	GIẢM	GIẢM	34.95	34.46	-1.40%	BÁN	36.93		
KBC	14.75	GIẢM	TĂNG		15.36		15.35	14.00	-3.91%	
KDH	26.80	TĂNG	TĂNG	26.75	26.28	0.19%	24.00	24.58	11.67%	
KSB	16.30	GIẢM	GIẢM		17.53			19.81		
LCG	8.46	TĂNG	GIẢM	8.54	8.04	-0.94%		9.32		
LDG	8.70	GIẢM	GIẢM		9.15			10.25		
LHG	15.10	GIẢM	GIẢM		15.71			16.89		
LPB	7.30	GIẢM	GIẢM		7.75			8.13		
MBB	21.10	GIẢM	GIẢM		22.26		21.85	21.83	-0.10%	
MPC	20.20	TĂNG	GIẢM	20.10	18.15	0.50%		24.34		
MSN	56.60	GIẢM	GIẢM		65.36			77.05		
MSR	13.90	GIẢM	GIẢM		15.06			17.20		
MWG	111.00	GIẢM	GIẢM		113.12			122.63		
NDN	16.60	GIẢM	TĂNG		16.88		13.70	16.27	21.17%	
NKG	6.89	TĂNG	TĂNG	6.50	6.13	6.00%		6.45		
NLG	27.90	GIẢM	TĂNG		28.23		28.70	26.73	-2.79%	
NT2	22.50	GIẢM	GIẢM		23.02			24.40		
NTL	23.80	GIẢM	GIẢM		24.02			24.88		



We Create Fortune

NVL	55.20	GIẢM	GIẢM		57.70				61.77		
OIL	9.20	GIẢM	GIẢM		9.61				10.77		
PAC	25.60	TĂNG	GIẢM	25.80	24.79	-0.78%			27.90		
PC1	17.80	GIẢM	GIẢM		18.60				20.95		
PDR	28.15	TĂNG	TĂNG	26.40	27.12	6.63%		29.00	25.01	-2.93%	
PHR	53.80	GIẢM	GIẢM		57.26				65.37		
PLX	55.60	GIẢM	GIẢM		58.09				61.98		
PNJ	82.80	TĂNG	TĂNG	82.80	82.79	0.00%	MUA	104.00	78.71	-20.38%	
POW	12.35	GIẢM	GIẢM		13.03				13.98		
PVT	16.50	GIẢM	TĂNG		17.34			18.30	16.28	-9.84%	
PPC	28.95	TĂNG	TĂNG	28.30	27.02	2.30%		28.40	28.36	1.94%	MUA
PTB	73.00	GIẢM	TĂNG		74.81			64.00	68.51	14.06%	
PVB	18.80	GIẢM	TĂNG		19.39			20.10	18.62	-6.47%	
PVD	14.65	GIẢM	GIẢM		15.68				17.52		
PVI	31.20	TĂNG	GIẢM	33.20	31.14	-6.02%			34.47		
PVS	17.00	GIẢM	GIẢM		17.79				19.84		
PXS	5.32	GIẢM	TĂNG		6.18			6.20	4.88	-14.19%	
QNS	29.50	GIẢM	TĂNG		30.09			33.80	28.38	-12.72%	
REE	36.60	GIẢM	TĂNG		37.19			33.33	35.23	9.83%	
SAB	233.10	GIẢM	GIẢM		240.04				257.92		
SAM	8.05	GIẢM	TĂNG		8.14			7.40	7.58	8.78%	
SCR	6.18	TĂNG	TĂNG	6.10	5.97	1.31%		6.33	6.17	-2.37%	MUA
SHI	9.07	GIẢM	TĂNG		9.22			6.99	8.30	29.76%	
SJS	16.30	GIẢM	GIẢM		16.92				26.75		
SKG	11.00	GIẢM	GIẢM		11.31				11.70		
SSI	19.20	GIẢM	GIẢM		20.10				22.00		
STB	10.05	GIẢM	GIẢM		10.28				11.05		
TCB	22.40	TĂNG	GIẢM	23.45	22.36	-4.48%			25.27		
TCM	19.00	GIẢM	GIẢM		20.19				22.63		
TDH	10.00	TĂNG	GIẢM	10.25	9.92	-2.44%			11.11		
TLH	4.29	TĂNG	GIẢM	4.06	4.09	5.67%			4.43		
TNG	14.50	TĂNG	GIẢM	15.10	14.47	-3.97%			16.69		
VCB	85.40	GIẢM	TĂNG		86.91			62.00	84.02	37.74%	
VCG	27.20	TĂNG	TĂNG	27.00	26.57	0.74%		19.20	25.35	41.67%	
VCS	79.00	GIẢM	GIẢM		80.64				95.51		
VGC	18.30	GIẢM	GIẢM		18.77				19.79		
VGT	8.10	GIẢM	GIẢM		8.42				9.07		
VHC	79.70	TĂNG	GIẢM	78.40	77.42	1.66%			83.84		
VHM	91.50	GIẢM	TĂNG		94.81			90.20	89.66	1.44%	

We Create Fortune

VIB	16.70	GIẢM	TĂNG		17.46			17.70	16.56	-5.65%	
VIC	115.90	GIẢM	TĂNG		118.04			112.00	113.76	3.48%	
VIP	5.05	GIẢM	GIẢM		5.09				5.30		
VJC	143.80	TĂNG	TĂNG	139.40	143.73	3.16%		124.50	137.02	15.50%	
VND	13.90	TĂNG	GIẢM	14.10	13.72	-1.42%			14.88		
VNG	21.10	TĂNG	GIẢM	21.30	20.90	-0.94%			22.24		
VNM	118.20	GIẢM	GIẢM		121.35				132.20		
VPB	19.05	GIẢM	GIẢM		19.96				22.05		
VPI	41.00	GIẢM	TĂNG		42.10			41.30	39.68	-0.73%	
VRC	23.30	TĂNG	TĂNG	16.05	22.26	45.17%		17.30	18.86	34.68%	
VRE	34.90	TĂNG	TĂNG	35.20	33.62	-0.85%		35.05	32.08	-0.43%	
VSC	24.60	GIẢM	GIẢM		24.88				27.86		

LARGECAPS 大型股票趨勢追蹤表

股票	價格	短期趨勢	中期趨勢	短期買進價格	短期停損	暫計短期利潤%	短期訊號	中期買進價格	中期停損	暫計中期利潤%	中期訊號
ACB	22.80	GIẢM	TĂNG		23.69			24.00	22.57	-5.00%	
BID	39.90	GIẢM	TĂNG		41.27			33.40	38.49	19.46%	
BSR	9.00	GIẢM	GIẢM		9.64				10.51		
BVH	67.70	GIẢM	GIẢM		68.30				75.79		
CTG	20.05	GIẢM	GIẢM		20.55				22.53		
FPT	55.50	GIẢM	TĂNG		56.79			40.23	54.99	37.97%	
GAS	97.90	GIẢM	GIẢM		101.89				109.55		
GEX	19.90	GIẢM	GIẢM		20.48				21.99		
GVR	12.50	GIẢM	N/A		13.26				N/A		
HDB	27.70	TĂNG	GIẢM	27.30	26.54	1.47%			29.49		
HNG	14.50	GIẢM	GIẢM		14.94				16.01		
HPG	24.40	TĂNG	TĂNG	23.45	23.21	4.05%		23.85	23.82	2.31%	MUA
HVN	34.20	GIẢM	GIẢM	34.95	34.46	-1.40%	BÁN		36.93		
KDH	26.80	TĂNG	TĂNG	26.75	26.28	0.19%		24.00	24.58	11.67%	
MBB	21.10	GIẢM	GIẢM		22.26			19.72	21.83	10.69%	
MSN	56.60	GIẢM	GIẢM		65.36				77.05		
MWG	111.00	GIẢM	GIẢM		113.12				122.63		
NVL	55.20	GIẢM	GIẢM		57.70				61.77		
OIL	9.20	GIẢM	GIẢM		9.61				10.77		
PLX	55.60	GIẢM	GIẢM		58.09				61.98		
PNJ	82.80	TĂNG	TĂNG	82.80	82.79	0.00%	MUA	77.07	78.71	7.43%	

We Create Fortune

POW	12.35	GIẢM	GIẢM		13.03			13.98		
QNS	29.50	GIẢM	TĂNG		30.09		33.26	28.38	-11.30%	
REE	36.60	GIẢM	TĂNG		37.19		33.33	35.23	9.83%	
ROS	24.00	GIẢM	GIẢM		25.35			27.31		
SBT	18.60	GIẢM	TĂNG		18.78		17.50	17.46	6.29%	
SSI	19.20	GIẢM	GIẢM		20.10			22.00		
STB	10.05	GIẢM	GIẢM		10.28			11.05		
TCB	22.40	TĂNG	GIẢM	23.45	22.36	-4.48%		25.27		
TPB	21.20	GIẢM	GIẢM		21.99			23.94		
VCB	85.40	GIẢM	TĂNG		86.91		62.00	84.02	37.74%	
VCG	27.20	TĂNG	TĂNG	27.00	26.57	0.74%	18.44	25.35	47.50%	
VCS	79.00	GIẢM	GIẢM		80.64			95.51		
VEA	47.80	GIẢM	GIẢM		49.93			59.45		
VGI	24.10	GIẢM	N/A		26.93			N/A		
VHM	91.50	GIẢM	TĂNG		94.81		89.13	89.66	2.66%	
VIB	16.70	GIẢM	TĂNG		17.46		15.00	16.56	11.30%	
VIC	115.90	GIẢM	TĂNG		118.04		112.00	113.76	3.48%	
VJC	143.80	TĂNG	TĂNG	139.40	143.73	3.16%	124.50	137.02	15.50%	
VNM	118.20	GIẢM	GIẢM		121.35			132.20		
VPB	19.05	GIẢM	GIẢM		19.96			22.05		
VRE	34.90	TĂNG	TĂNG	35.20	33.62	-0.85%	35.05	32.08	-0.43%	

MIDCAPS 中型股票趨勢追蹤表

股票	價格	短期趨勢	中期趨勢	短期買進價格	短期停損	暫計短期利潤%	短期訊號	中期買進價格	中期停損	暫計中期利潤%	中期訊號
AAA	13.90	GIẢM	GIẢM		14.51				15.73		
ANV	21.65	GIẢM	GIẢM		23.18				27.17		
ASM	6.35	GIẢM	GIẢM		6.57				7.26		
BMI	25.10	GIẢM	TĂNG		26.55			26.70	23.99	-5.99%	
BMP	47.10	GIẢM	TĂNG		49.50			48.30	46.42	-2.48%	
BWE	24.80	TĂNG	GIẢM	25.10	23.62	-1.20%			25.84		
CEO	8.80	GIẢM	GIẢM		9.19				9.98		
CII	22.85	GIẢM	TĂNG		24.14			24.45	22.23	-6.54%	
CRE	24.30	GIẢM	GIẢM		24.37				25.24		
CTI	22.00	GIẢM	GIẢM		23.02			25.05	22.66	-9.54%	BÁN
CTR	39.40	GIẢM	GIẢM		43.60				53.42		
D2D	75.50	GIẢM	TĂNG		80.66			83.10	73.17	-9.15%	

We Create Fortune

DBD	59.90	GIẢM	TĂNG		60.58			38.65	54.36	54.97%	
DCM	6.61	GIẢM	GIẢM		6.86				7.38		
DGW	23.55	GIẢM	GIẢM		24.40				26.39		
DHC	42.60	TĂNG	TĂNG	33.00	41.18	29.09%		37.70	35.20	13.00%	
DIG	13.25	GIẢM	GIẢM		13.67				14.81		
DPG	43.30	GIẢM	GIẢM		46.25				50.61		
DPM	13.10	GIẢM	GIẢM		13.47				14.59		
DRC	23.55	TĂNG	TĂNG	23.30	21.96	1.07%		21.60	21.72	9.03%	
DXG	13.65	GIẢM	GIẢM		14.73				16.48		
E1VFN30	14.52	GIẢM	GIẢM		14.94				16.07		
FCN	10.00	GIẢM	GIẢM		10.35				11.48		
FLC	4.53	TĂNG	TĂNG	4.61	4.31	-1.74%		4.63	4.02	-2.16%	
GEG	27.55	TĂNG	TĂNG	28.10	27.46	-1.96%		12.50	25.77	120.36%	
GMD	22.90	GIẢM	GIẢM		23.72				25.92		
GTN	22.60	TĂNG	TĂNG	21.70	20.71	4.15%		15.00	18.98	50.67%	
HAG	3.90	TĂNG	GIẢM	3.86	3.62	1.04%			4.39		
HBC	11.20	GIẢM	GIẢM		11.61				12.77		
HCM	22.80	GIẢM	TĂNG		24.54			23.40	22.58	-2.56%	
HDC	22.10	GIẢM	TĂNG		22.73			15.25	20.25	44.92%	
HDG	32.35	GIẢM	GIẢM		32.89			35.30	32.61	-7.62%	BÁN
HPX	26.30	TĂNG	#N/A	27.50	25.87	-4.36%		35.30	#N/A	#N/A	
HSG	8.39	TĂNG	TĂNG	8.40	7.70	-0.12%		7.75	6.90	8.26%	
HT1	15.30	TĂNG	TĂNG	15.25	14.29	0.33%		16.90	13.91	-9.47%	
HTM	16.20	TĂNG	GIẢM	16.00	15.26	1.25%			18.47		
IBC	20.20	GIẢM	GIẢM		20.83				21.22		
IDI	5.07	GIẢM	GIẢM		5.33			6.09	5.22	-14.23%	BÁN
IJC	14.35	GIẢM	TĂNG		14.50			13.10	13.74	9.54%	
ITA	2.79	GIẢM	GIẢM		3.04			3.20	2.96	-7.50%	BÁN
KBC	14.75	GIẢM	TĂNG		15.36			14.85	14.00	-0.65%	
KDC	19.00	GIẢM	TĂNG		20.01			21.90	18.08	-13.24%	
KOS	28.00	TĂNG	TĂNG	26.80	26.82	4.48%		26.30	25.20	6.46%	
KSB	16.30	GIẢM	GIẢM		17.53				19.81		
LDG	8.70	GIẢM	GIẢM		9.15				10.25		
LPB	7.30	GIẢM	GIẢM		7.75				8.13		
MBG	32.20	GIẢM	GIẢM		39.12				54.51		
MBS	15.00	TĂNG	GIẢM	14.70	14.18	2.04%			15.75		
MPC	20.20	TĂNG	GIẢM	20.10	18.15	0.50%			24.34		
NBB	20.60	GIẢM	GIẢM		21.44				22.02		



We Create Fortune

NKG	6.89	TĂNG	TĂNG	6.50	6.13	6.00%		6.45		
NLG	27.90	GIẢM	TĂNG		28.23		26.28	26.73	6.16%	
NT2	22.50	GIẢM	GIẢM		23.02			24.40		
NTL	23.80	GIẢM	GIẢM		24.02			24.88		
NVB	9.40	TĂNG	TĂNG	7.60	8.78	23.68%	8.50	8.20	10.59%	
OGC	3.75	TĂNG	GIẢM	3.75	3.49	0.00%		4.21		
PC1	17.80	GIẢM	GIẢM		18.60			20.95		
PDR	28.15	TĂNG	TĂNG	26.40	27.12	6.63%	23.59	25.01	19.31%	
PHR	53.80	GIẢM	GIẢM		57.26			65.37		
PPC	28.95	TĂNG	TĂNG	28.30	27.02	2.30%	28.40	28.36	1.94%	MUA
PTB	73.00	GIẢM	TĂNG		74.81		60.78	68.51	20.11%	
PVD	14.65	GIẢM	GIẢM		15.68			17.52		
PVI	31.20	TĂNG	GIẢM	33.20	31.14	-6.02%		34.47		
PVS	17.00	GIẢM	GIẢM		17.79			19.84		
PVT	16.50	GIẢM	TĂNG		17.34		17.31	16.28	-4.65%	
QCG	4.23	GIẢM	GIẢM		4.38			4.93		
SCR	6.18	TĂNG	TĂNG	6.10	5.97	1.31%	6.33	6.17	-2.37%	MUA
SGP	7.20	GIẢM	GIẢM		8.20			10.24		
SHB	6.00	GIẢM	GIẢM		6.33			6.86		
SHS	7.60	GIẢM	TĂNG		8.12		8.40	7.36	-9.52%	
SZC	16.40	GIẢM	#N/A		17.48			#N/A		
TCH	27.50	TĂNG	TĂNG	23.30	27.39	18.03%	26.15	24.65	5.16%	
TCM	19.00	GIẢM	GIẢM		20.19			22.63		
TDH	10.00	TĂNG	GIẢM	10.25	9.92	-2.44%		11.11		
TNG	14.50	TĂNG	GIẢM	15.10	14.47	-3.97%		16.69		
TTB	5.74	GIẢM	GIẢM		6.49			12.25		
VGC	18.30	GIẢM	GIẢM		18.77			19.79		
VGT	8.10	GIẢM	GIẢM		8.42			9.07		
VHC	79.70	TĂNG	GIẢM	78.40	77.42	1.66%		83.84		
VND	13.90	TĂNG	GIẢM	14.10	13.72	-1.42%		14.88		
VNG	21.10	TĂNG	GIẢM	21.30	20.90	-0.94%		22.24		
VPI	41.00	GIẢM	TĂNG		42.10		41.30	39.68	-0.73%	

We Create Fortune

SMALLCAPS 小型股票趨勢追蹤表

股票	價格	短期趨勢	中期趨勢	短期買進價格	短期停損	暫計短期利潤%	短期訊號	中期買進價格	中期停損	暫計中期利潤%	中期訊號
AAV	8.30	GIẢM	GIẢM		8.74				9.67		
AGR	3.50	GIẢM	GIẢM		3.75				4.47		
AMD	2.18	TĂNG	TĂNG	1.77	1.91	23.16%		1.70	1.47	28.24%	
APG	9.89	TĂNG	TĂNG	8.76	9.40	12.90%		9.90	8.56	-0.10%	
ART	2.20	TĂNG	GIẢM	2.00	1.98	10.00%		2.30	2.25	-2.26%	MUA
BCG	8.30	GIẢM	TĂNG		8.80			6.39	7.47	29.89%	
C4G	5.50	GIẢM	GIẢM		5.83				7.17		
C69	10.00	GIẢM	GIẢM		11.72				18.20		
CCL	7.27	TĂNG	TĂNG	6.80	6.91	6.91%		7.88	5.58	-7.74%	
CVT	20.90	GIẢM	GIẢM		21.33				23.63		
DAH	9.75	TĂNG	GIẢM	9.99	9.51	-2.40%			11.27		
DLG	1.52	GIẢM	GIẢM		1.58				1.65		
DRH	4.30	GIẢM	GIẢM		4.82				5.85		
DTD	10.40	GIẢM	GIẢM		11.54				14.04		
EVG	2.68	GIẢM	GIẢM		2.79				2.90		
FIT	6.90	TĂNG	TĂNG	4.49	5.78	53.67%		3.64	3.81	89.56%	
FTM	2.68	GIẢM	GIẢM		3.00				5.30		
FUES SV50	12.70	GIẢM	GIẢM		12.90				13.47		
GKM	15.20	TĂNG	GIẢM	15.00	14.91	1.33%			15.51		
HAH	12.10	GIẢM	GIẢM		12.89				14.24		
HAI	3.17	TĂNG	TĂNG	1.69	2.66	87.57%		1.88	1.86	68.62%	
HAR	3.98	TĂNG	TĂNG	4.08	3.76	-2.45%		3.90	3.28	2.05%	
HDA	10.70	GIẢM	GIẢM		11.08				11.96		
HHP	11.90	TĂNG	GIẢM	12.20	11.54	-2.46%			13.46		
HHS	3.06	GIẢM	TĂNG		3.27			3.36	2.94	-8.93%	
HID	2.15	GIẢM	GIẢM		2.32			2.63	2.16	-17.91%	
HII	9.80	GIẢM	GIẢM		10.23				11.43		
HQC	0.99	GIẢM	GIẢM		1.04				1.15		
HSL	7.65	GIẢM	GIẢM		7.84				8.88		
HUT	2.40	TĂNG	GIẢM	2.40	2.38	0.00%			2.71		
HVG	8.83	TĂNG	TĂNG	7.82	7.83	12.92%		3.90	6.52	126.41%	
HVH	17.25	GIẢM	GIẢM		18.10				20.24		
IDJ	7.20	GIẢM	TĂNG		7.37			7.20	5.42	0.00%	
JVC	4.33	TĂNG	GIẢM	4.35	4.20	-0.46%			4.75		



We Create Fortune

KLF	1.40	TĂNG	GIẢM	1.40	1.19	0.00%		1.50	1.48	-1.61%	MUA
LCG	8.46	TĂNG	GIẢM	8.54	8.04	-0.94%			9.32		
LGL	8.81	GIẢM	TĂNG		9.31			7.11	8.39	23.86%	
LHG	15.10	GIẢM	GIẢM		15.71				16.89		
LMH	11.60	GIẢM	#N/A		12.74				#N/A		
MST	5.10	TĂNG	TĂNG	3.80	4.79	34.21%		3.40	3.70	50.00%	
NDN	16.60	GIẢM	TĂNG		16.88			13.10	16.27	26.68%	
PHC	11.20	GIẢM	GIẢM		11.78			14.20	11.21	-21.03%	
PLP	9.94	GIẢM	GIẢM		10.28				11.59		
PVB	18.80	GIẢM	TĂNG		19.39			19.42	18.62	-3.18%	
PVC	7.10	GIẢM	TĂNG		7.45			6.70	6.66	5.97%	
PVX	1.10	GIẢM	GIẢM		1.34				1.50		
PXL	8.00	TĂNG	TĂNG	5.50	7.94	45.45%		6.70	6.33	19.40%	
SHI	9.07	GIẢM	TĂNG		9.22			5.77	8.30	57.32%	
SJF	2.23	GIẢM	GIẢM		2.35				2.79		
SPP	1.90	GIẢM	GIẢM		2.19				2.73		
TDC	8.20	GIẢM	GIẢM		8.49				9.30		
TIG	7.10	TĂNG	TĂNG	6.20	6.29	14.52%		3.20	5.07	121.88%	
TLH	4.29	TĂNG	GIẢM	4.06	4.09	5.67%			4.43		
TNA	24.90	TĂNG	TĂNG	13.70	23.09	81.75%		11.45	19.35	117.45%	
TNI	10.90	TĂNG	TĂNG	10.20	10.55	6.86%		10.90	9.61	0.00%	
TSC	3.15	TĂNG	GIẢM	2.95	2.41	6.78%			3.53		
TTF	2.58	GIẢM	GIẢM		2.85				3.20		
TTH	2.60	GIẢM	GIẢM		2.81				3.08		
TVC	16.50	TĂNG	TĂNG	16.90	16.46	-2.37%		14.30	14.38	15.38%	
VC3	16.80	GIẢM	TĂNG		17.49			22.00	16.32	-23.64%	
VCR	13.80	TĂNG	GIẢM	14.60	13.05	-5.48%			19.21		
VNA	3.70	GIẢM	GIẢM		3.96			4.70	3.92	-16.50%	BÁN
VNE	3.54	GIẢM	GIẢM		3.66				3.70		
VRC	23.30	TĂNG	TĂNG	16.05	22.26	45.17%		17.30	18.86	34.68%	



We Create Fortune

胡志明市交易所 (HSX)

	收盤	漲跌%
VNI	960.3	-0.60%
VN30	873.16	-0.77%
VN Mid	940.02	-0.57%
VN Small	785.63	-0.36%

河內交易所 (HSX)

	收盤	漲跌%
HNI	102.04	-0.31%
HN30	179.13	-0.64%
VNX AllSh	847.49	-0.65%

UPCOM 市場 (UPCoM)

	收盤	漲跌%
UPCoM	55.36	-0.77%

外資交易	成交值(十億盾)	
買進	514.61	
賣出	660.35	
買超/賣超	-145.74	

外資交易	成交值(十億盾)	
買進	2.41	
賣出	123.05	
買超/賣超	-120.64	

外資交易	成交值(十億盾)	
買進	33.65	
賣出	29.32	
買超/賣超	4.33	

上漲排名/股碼	漲跌(VND)	漲跌%
FIT	450	6.98%
PGD	3200	6.71%
NKG	390	6.00%
HAI	100	3.26%
BVH	2000	3.04%

上漲排名/股碼	漲跌(VND)	漲跌%
CSC	3000	10.00%
MBG	2400	8.05%
AMV	600	2.56%
NVB	200	2.17%
TIG	100	1.43%

上漲排名/股碼	漲跌(VND)	漲跌%
VAV	2900	6.16%
MPC	300	1.51%
HND	200	1.42%
NTC	400	0.24%
SIP	100	0.10%

下跌排名/股碼	漲跌(VND)	漲跌%
BFC	-900	-6.67%
MSN	-3900	-6.45%
GDT	-1500	-4.66%
VNS	-500	-4.46%
AST	-3600	-4.00%

下跌排名/股碼	漲跌(VND)	漲跌%
NET	-5000	-9.71%
PLC	-1200	-9.52%
SHS	-200	-2.56%
SHB	-100	-1.64%
PVI	-400	-1.27%

下跌排名/股碼	漲跌(VND)	漲跌%
HTM	-900	-5.26%
VGI	-600	-2.43%
CTR	-700	-1.75%
SDI	-1700	-1.52%
BSR	-100	-1.10%

*備註：市值>5,000 億盾；成交值>15 億盾

市值排名/股碼	十億盾
VIC	390,418
VCB	316,738
VHM	306,481
VNM	205,831
GAS	187,376

市值排名/股碼	十億盾
ACB	37,769
VCS	12,640
VCG	12,015
PVS	8,125
SHB	7,219

市值排名/股碼	十億盾
ACV	163,998
VGI	73,529
VEA	63,343
MCH	51,662
GVR	49,612

交易量排名/股碼	成交值	30 日均
ROS	38,988,780	33,225,202
TCB	11,861,250	2,913,055
DIG	10,429,740	1,220,009
HPG	10,337,070	7,584,800
SCR	9,001,239	3,594,255

交易量排名/股碼	成交值	30 日均
NVB	9,207,200	2,053,245
NET	2,179,648	180,538
MST	1,776,355	629,313
TTH	1,458,675	204,476
HUT	1,354,876	1,249,136

交易量排名/股碼	成交值	30 日均
OIL	2,123,900	465,664
BSR	1,708,479	2,022,449
VAV	550,000	97,523
VIB	520,567	501,798
VGI	357,923	265,993

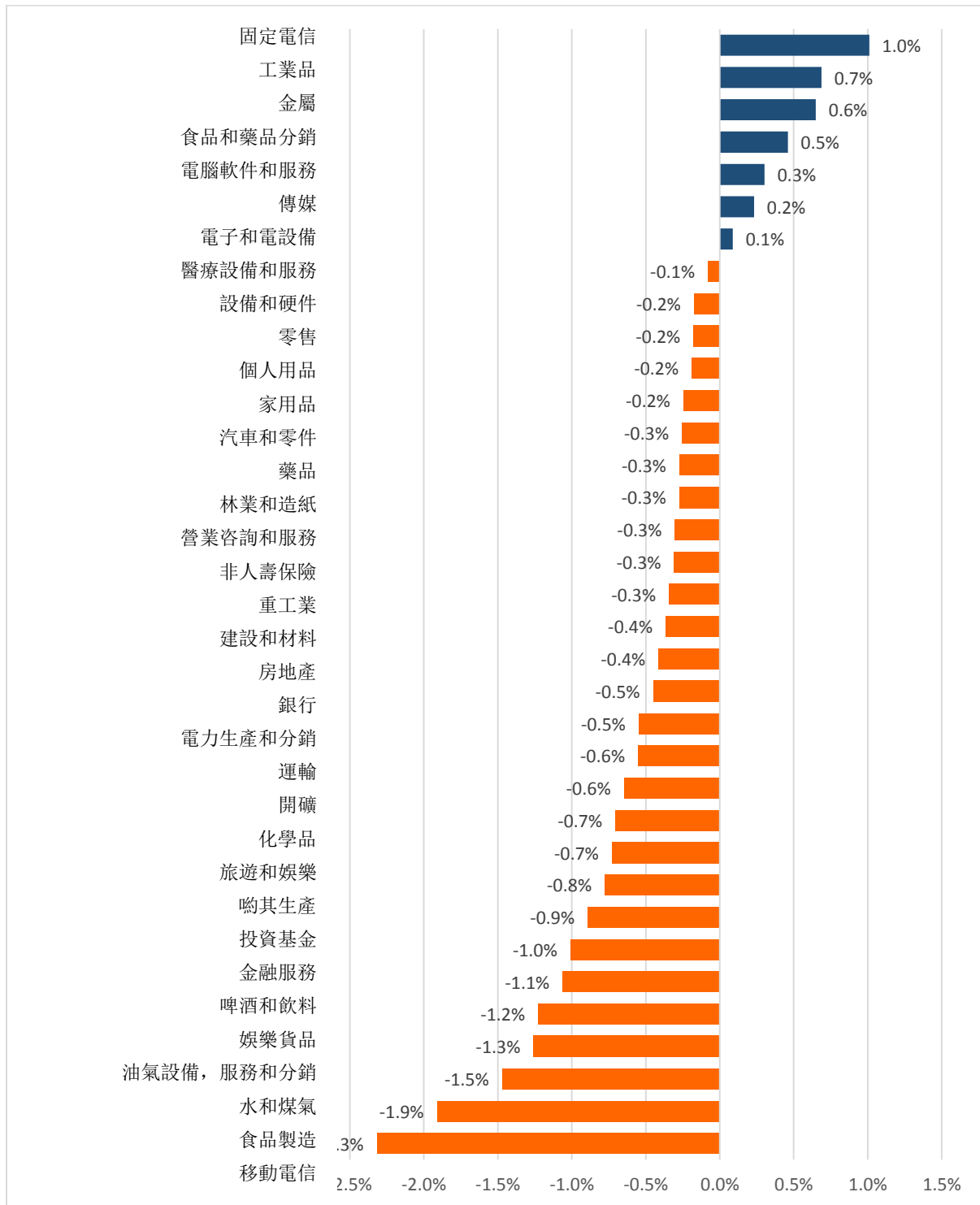
資料源: Bloomberg & Yuanta Research

資料源: Bloomberg & Yuanta Research

資料源: Bloomberg & Yuanta Research

We Create Fortune

各行業板塊的交易走勢



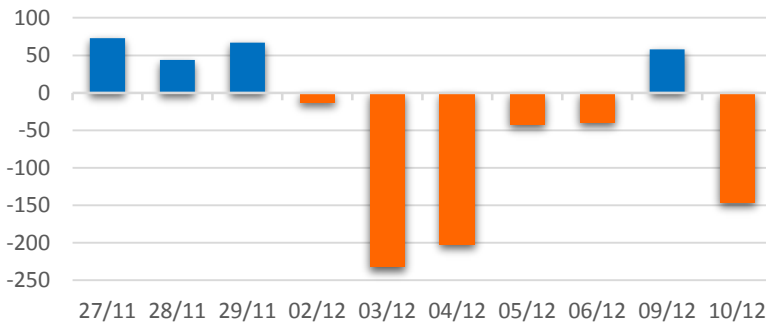
資料源: FiinPro - YSVN



We Create **Fortune**

外資買進賣統計

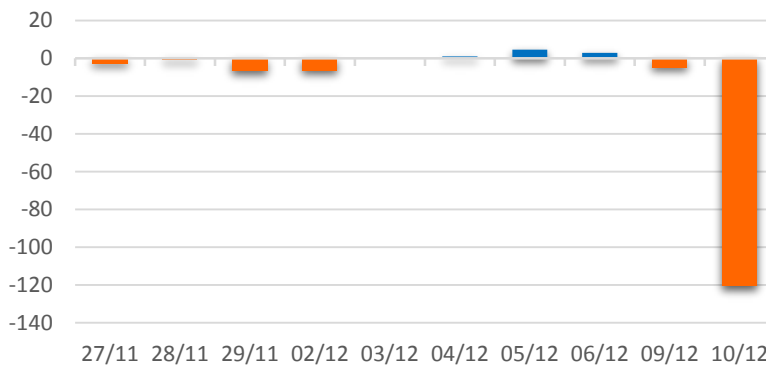
HSX 外資每日買/賣超



證券代碼	買超金額 (百萬盾)	證券代碼	賣超金額 (百萬盾)
HPG	103,547	MSN	68,788
VNM	13,834	VHM	58,473
CTG	7,008	ROS	40,081
E1VFN30	6,501	VIC	27,168
HDG	6,024	PHR	11,917

HSX 外資買/賣超的前 5 名

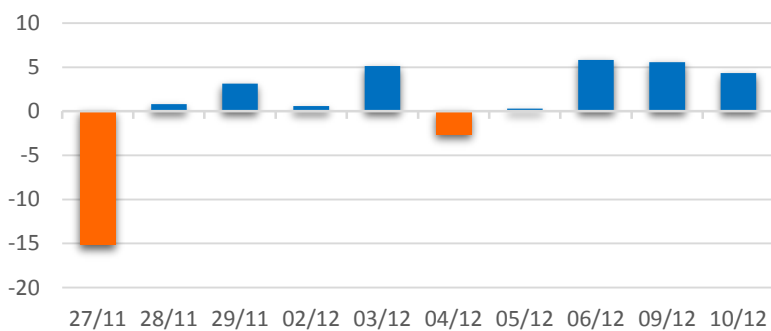
HNX 外資每日買/賣超



證券代碼	買超金額 (百萬盾)	證券代碼	賣超金額 (百萬盾)
VCS	1,095	NET	118,064
PVI	252	PLC	3,823
VHL	153	CSC	944
NBC	136	NTP	107
MST	133	PVS	46

HNX 外資買/賣超的前 5 名

UPCOM 外資每日買/賣超



證券代碼	買超金額 (百萬盾)	證券代碼	賣超金額 (百萬盾)
VTP	2,815	VEA	3,049
LPB	2,028	ACV	2,509
QNS	1,401	HND	2,445
GVR	855	BSR	2,203
SKH	134	OIL	662

UPCOM 外資買/賣超的前 5 名

源: FiinPro – YSVN

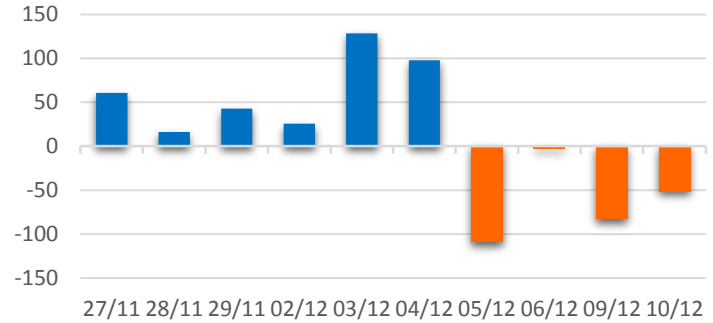
We Create **Fortune**

自營進出統計

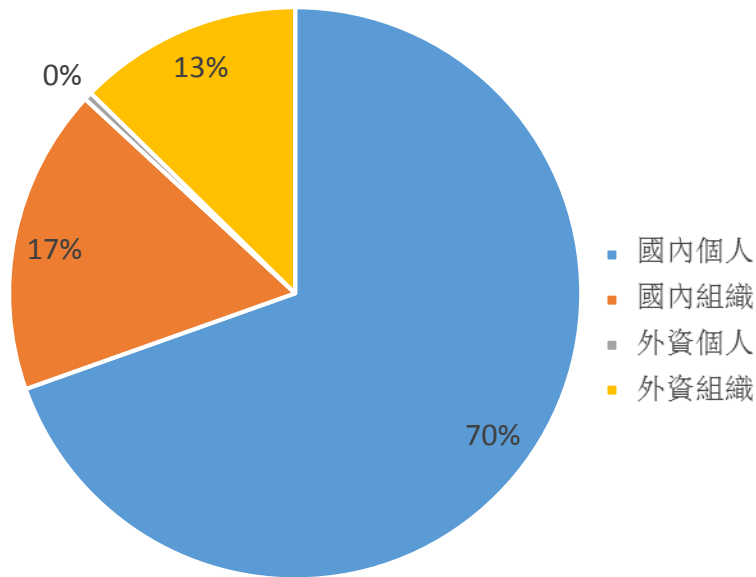
證券代碼	買超金額 (百萬盾)	證券代碼	賣超金額 (百萬盾)
MWG	9,316	HPG	20,032
MBB	4,288	MWG	18,060
VHM	4,273	MBB	14,788
TCB	4,202	FPT	7,114
VPB	3,442	E1VFN30	6,669

券商自營交易最大前名

券商自營交易每日買/賣超
(bil.VND)



越南證券市場投資人類別統計

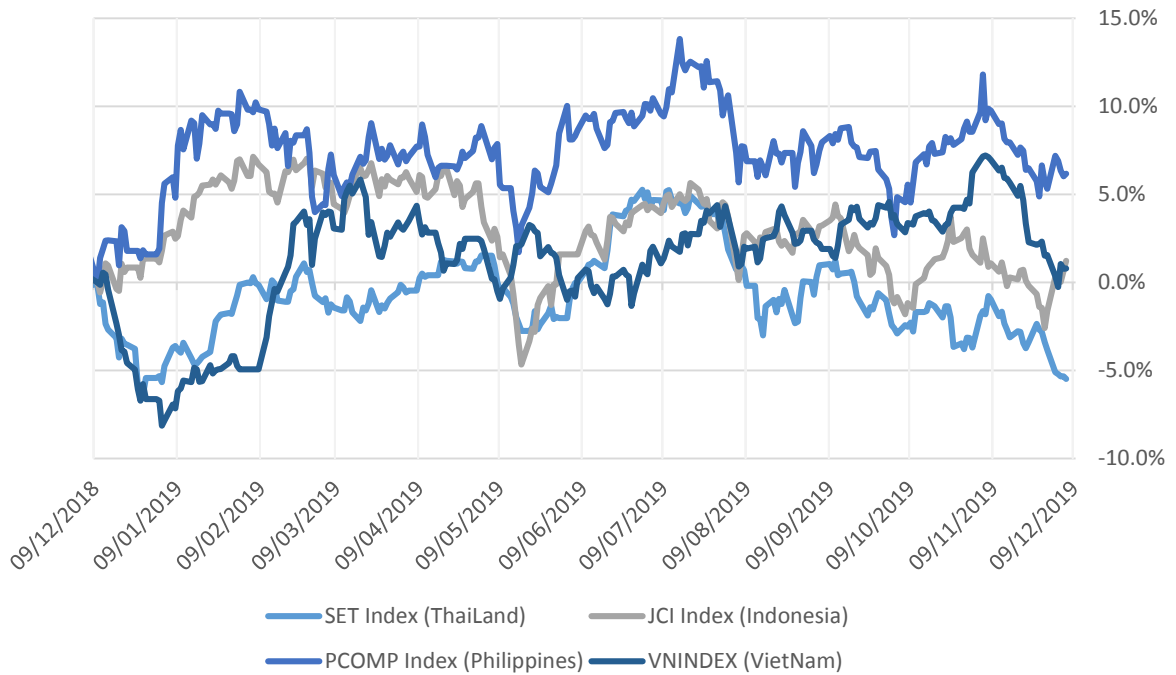


資料源: FiinPro - YSVN



We Create Fortune

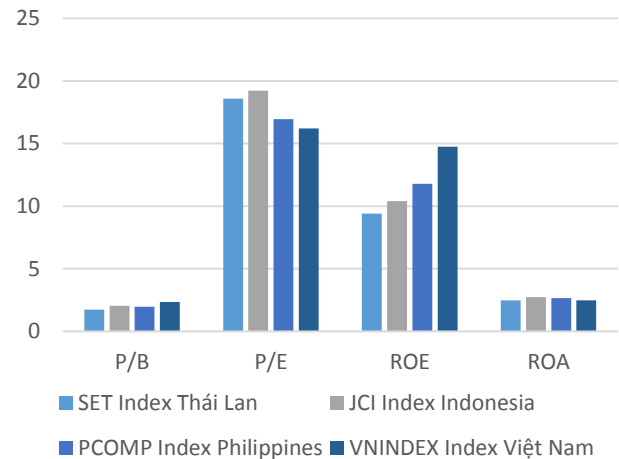
東南亞主要市場走勢比較



東南亞主要市場數據

		Thailand	Indonesia	Philippines	Vietnam
P/B		1.7x	2.1x	1.9x	2.3x
P/E		18.6x	19.5x	16.8x	15.8x
ROE	%	9.33	10.59	11.79	14.74
ROA	%	2.43	2.78	2.66	2.41
Vốn hóa	Tỷ USD	539.80	510.79	191.46	142.31
GTGD	Triệu USD	1.08	0.35	0.08	0.13
LS cổ tức	%	3.24	2.44	1.61	2.00

源: Bloomberg & YSVN





We Create **Fortune**

元大證券（越南）公司

個人客戶分析部

Nguyễn Th ê Minh

研究分析經理

+84 28 3622 6868 ext 3826

minh.nguyen@yuantan.com.vn

Quách Đức Khánh

高級分析專員

+84 28 3622 6868 ext 3833

khanh.quach@yuantan.com.vn

Phạm Tấn Phát

高級分析專員

+84 28 3622 6868 ext 3880

phat.pham@yuantan.com.vn

Nguyễn Trịnh Ngọc Hồng

分析專員

+84 28 3622 6868 ext 3832

hong.nguyen@yuantan.com.vn

個人客戶業務部

Nguyễn Thanh Tùng

總公司業務經理

+84 28 3622 6868 ext 3609

tung.nguyen@yuantan.com.vn

Chung Kim Hoa

華人客戶部經理

+84 28 3622 6868 ext 3828

hoa.chung@yuantan.com.vn

Phù Vĩnh Qu ê

堤岸分行經理

+84 28 3622 6868

que.phu@yuantan.com.vn

Nguyễn Việt Quang

河內分行經理

+84 28 3622 6868 ext 3404

quang.nguyen@yuantan.com.vn

Võ Thị Thu Thủy

平陽分行經理

+84 28 3622 6868 ext 3505

thuy.vo@yuantan.com.vn

Bùi Quốc Phong

同奈分行經理

+84 28 3622 6868

phong.bui@yuantan.com.vn

Nguyễn Đức Hoàn

河內南部營業中心經理

+84 28 3622 6868 ext 3409

hoan.nguyen@yuantan.com.vn

Võ Đình Tuấn

峴港分行經理

+84 28 3622 6868 ext 3301

tuan.vo@yuantan.com.vn



We Create **Fortune**

Appendix A: Important Disclosures

Analyst Certification

Each research analyst primarily responsible for the content of this research report, in whole or in part, certifies that with respect to each security or issuer that the analyst covered in this report: (1) all of the views expressed accurately reflect his or her personal views about those securities or issuers; and (2) no part of his or her compensation was, is, or will be, directly or indirectly, related to the specific recommendations or views expressed by that research analyst in the research report.

Ratings Definitions

BUY: We have a positive outlook on the stock based on our expected absolute or relative return over the investment period. Our thesis is based on our analysis of the company's outlook, financial performance, catalysts, valuation and risk profile. We recommend investors add to their position.

HOLD-Outperform: In our view, the stock's fundamentals are relatively more attractive than peers at the current price. Our thesis is based on our analysis of the company's outlook, financial performance, catalysts, valuation and risk profile.

HOLD-Underperform: In our view, the stock's fundamentals are relatively less attractive than peers at the current price. Our thesis is based on our analysis of the company's outlook, financial performance, catalysts, valuation and risk profile.

SELL: We have a negative outlook on the stock based on our expected absolute or relative return over the investment period. Our thesis is based on our analysis of the company's outlook, financial performance, catalysts, valuation and risk profile. We recommend investors reduce their position.

Under Review: We actively follow the company, although our estimates, rating and target price are under review.

Restricted: The rating and target price have been suspended temporarily to comply with applicable regulations and/or Yuanta policies.

Note: Yuanta research coverage with a Target Price is based on an investment period of 12 months. Greater China Discovery Series coverage does not have a formal 12 month Target Price and the recommendation is based on an investment period specified by the analyst in the report.

Global Disclaimer

© 2018 Yuanta. All rights reserved. The information in this report has been compiled from sources we believe to be reliable, but we do not hold ourselves responsible for its completeness or accuracy. It is not an offer to sell or solicitation of an offer to buy any securities. All opinions and estimates included in this report constitute our judgment as of this date and are subject to change without notice.

This report provides general information only. Neither the information nor any opinion expressed herein constitutes an offer or invitation to make an offer to buy or sell securities or other investments. This material is prepared for general circulation to clients and is not intended to provide tailored investment advice and does not take into account the individual financial situation and objectives of any specific person who may receive this report. Investors should seek financial advice regarding the appropriateness of investing in any securities, investments or investment strategies discussed or recommended in this report. The information contained in this report has been compiled from sources believed to be reliable but no representation or warranty, express or implied, is made as to its accuracy, completeness or correctness. This report is not (and should not be construed as) a solicitation to act as securities broker or dealer in any jurisdiction by any person or company that is not legally permitted to carry on such business in that jurisdiction.

Yuanta research is distributed in the United States only to Major U.S. Institutional Investors (as defined in Rule 15a-6 under the Securities Exchange Act of 1934, as amended and SEC staff interpretations thereof). All transactions by a US person in the securities mentioned in this report must be effected through a registered broker-dealer under Section 15 of the Securities Exchange Act of 1934, as amended. Yuanta research is distributed in Taiwan by Yuanta Securities Investment Consulting. Yuanta research is distributed in Hong Kong by Yuanta Securities (Hong Kong) Co. Limited, which is licensed in Hong Kong by the Securities and Futures Commission for regulated activities, including Type 4 regulated activity (advising on securities). In Hong Kong, this research report may not be redistributed, retransmitted or disclosed, in whole or in part or any form or manner, without the express written