

當日市場：窄幅波動將持續

2019/12/26

市場走勢 2019/9/20

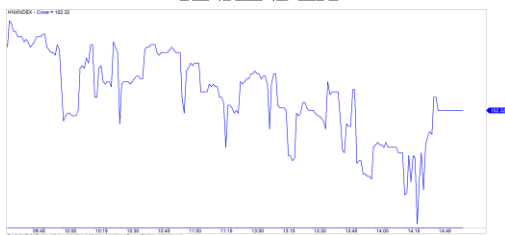
市場指數	VNI	HNI	UPCOM
收盤	958.59	102.32	55.66
%日	-0.24%	-0.59%	0.11%
%週	0.66%	0.31%	0.34%
%月	-1.86%	-1.61%	-0.55%
%年	7.50%	0.04%	6.65%
成交值(十億盾)			
當日	4,712	557	240
日均量/週	4,345	504	226
日均量/月	4,521	350	221
外資進出			
買進	364.44	2.20	12.05
賣出	298.11	1.99	12.63
買賣超	66.33	0.21	-0.58
市場漲跌家數			
上漲	124	59	187
下跌	166	68	94
持平	100	244	622
市場指標			
P/E	15.70	9.17	17.08
總市值 (兆盾)	3,287	194	939
股息殖利 率	2.30%	4.26%	4.12%

資料源: Bloomberg - YSVN

VNINDEX



HNIINDEX



市場走勢

VN 指數在窄幅內橫盤整理。午盤一些藍籌股被強勁拋售導致該指數收盤微跌 0.24%，收於 958.59 點。HNX 指數下跌 0.59%，收於 102.32 點，而 Upcom 指數略有上漲。交易價值與前一盤相比減少了 15%，達超過 2 兆 6500 億越南盾。

ROS 在午盤突然被拋售，跌停至 21,450 越南盾。BID 下跌了 2.3%，但成交量僅為 50 萬股。除了 BVH (-1%) 和 GMD (-1.9%) 外，VN30 中其餘下跌股的跌幅很小。積極的是，MSN 連續第三盤回漲，外資也對該股強勁買超。PNJ 也是一個引人注目的股票，交易量超過 110 萬股，比前一盤增長 54%。VRC, TNA 和 HAI 等最近暴跌的股票在繼續跌停並未顯示有反彈的跡象。相反，DLG (+7%)，CCL (+6.9%)，TTB (+4.3%) 是交易活躍的股碼。

外資買超 660 億越南盾。主要購買 MSN (+430 億)，HPG (+18.1 億)。相反主要拋售 VIC (186 億)，VHM (+120 億)。

市場觀點

我們認為，市場可能會繼續窄幅內波動中恢復，並且在接下來的幾盤中流動性可能會逐漸得到改善。根據我們的觀察，積極的是，中型股再次吸引了現金流，而小型股的拋售壓力增加了。同時，市場仍處於積累期，因此現金流量將在股票組之間快速移動。此外，股票比例仍保持在當前水平，因此短期策略仍應限制拋售。

我們的趨勢指標系統維持兩個主要指數的下跌趨勢，VN 指數的阻力位於 967.13 點，HNX 指數的阻力位於 103.69 點。因此，出於謹慎的考慮，我們建議短期投資者繼續觀察市場，但限制拋售股票。同時，如果投資者接受較高和中等的風險，則可以以建議比例增加股票或購買新股票。

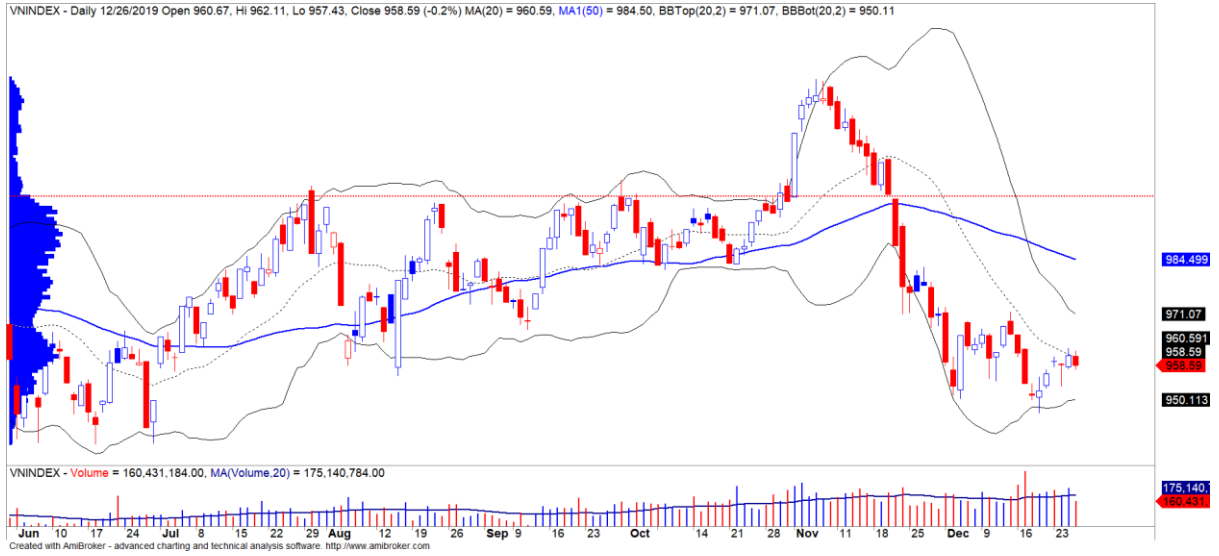
建議短線投資比重：38%股票/62%現金。

(股票趨勢追蹤圖在下一頁內更新)



We Create Fortune

技術分析圖



指數技術分析圖 VN-Index



指數技術分析圖 HNX-Index

指數	短期趨勢	中期趨勢	阻力區 1	阻力區 2	支撐區 1	支撐區 2
VN-Index	下跌	下跌	997	1,000	988	953
HNX-Index	下跌	下跌	106	108	99	90
VN30	下跌	下跌	895	935	877	863
VNMidcaps	下跌	下跌	992	1,030	969	963
VNSmallcaps	上漲	下跌	835	845	822	804

We Create **Fortune**
股票趨勢追蹤表

股票	價格	短期趨勢	中期趨勢	短期買進價格	短期停損	暫計短期利潤%	短期訊號	中期買進價格	中期停損	暫計中期利潤%	中期訊號
AAA	12.75	GIẢM	GIẢM		13.19				15.40		
ACB	22.60	GIẢM	TĂNG		23.20			24.00	22.57	-5.83%	
ACV	77.00	TĂNG	GIẢM	74.00	73.19	4.05%			78.74		
ANV	22.00	GIẢM	GIẢM		22.77				25.65		
ASM	6.65	GIẢM	GIẢM		7.11				7.24		
BFC	11.90	GIẢM	GIẢM		12.65				14.35		
BID	44.20	TĂNG	TĂNG	41.90	42.81	5.49%		33.40	38.49	32.34%	
BMP	46.95	TĂNG	TĂNG	49.00	46.21	-4.18%		48.30	46.42	-2.80%	
BSR	8.10	GIẢM	GIẢM		8.68				10.33		
BVH	68.00	GIẢM	GIẢM		73.36				73.44		
BWE	24.30	TĂNG	GIẢM	25.10	24.26	-3.19%			25.84		
CEO	9.60	TĂNG	GIẢM	9.30	9.02	3.23%			9.80		
CII	22.30	GIẢM	TĂNG		23.14			24.45	22.23	-8.79%	
CMG	35.90	GIẢM	TĂNG		37.36			23.20	34.96	54.74%	
CMX	14.80	GIẢM	GIẢM		16.21				20.03		
CSM	13.70	GIẢM	GIẢM		14.26				15.29		
CTD	55.20	GIẢM	GIẢM		58.41				75.27		
CTG	20.60	TĂNG	GIẢM	20.60	19.93	0.00%			21.78		
CTR	40.70	TĂNG	N/A	43.30	40.08	-6.00%		-	N/A		
CVT	20.60	GIẢM	GIẢM		21.11				22.85		
DCM	6.70	GIẢM	GIẢM		6.78				7.15		
DGC	25.00	GIẢM	TĂNG		26.69			29.70	24.95	-15.82%	
DGW	23.25	TĂNG	GIẢM	23.25	22.85	0.00%	MUA		25.88		
DHA	30.75	TĂNG	GIẢM	31.85	28.64	-3.45%			32.52		
DHC	37.20	GIẢM	TĂNG		40.16			37.70	36.98	-1.33%	
DHG	92.00	GIẢM	GIẢM		93.96				99.56		
DIG	13.80	TĂNG	GIẢM	14.00	13.31	-1.43%			14.69		
DPG	42.00	GIẢM	GIẢM		43.55				50.35		
DPM	13.35	GIẢM	GIẢM		13.52				14.36		
DPR	39.30	GIẢM	TĂNG		39.66			41.30	35.21	-4.84%	
DQC	15.65	GIẢM	GIẢM		16.17				17.68		
DRC	23.10	GIẢM	TĂNG		23.57			21.60	21.25	6.94%	
DXG	14.50	GIẢM	GIẢM		14.59				16.12		
EIB	17.10	GIẢM	TĂNG		17.60			18.40	16.46	-7.07%	



We Create Fortune

FCN	10.05	GIẢM	GIẢM		10.35				11.21		
FMC	27.45	TĂNG	TĂNG	27.45	27.05	0.00%		31.60	26.18	-13.13%	
FPT	57.40	TĂNG	TĂNG	57.00	55.10	0.70%		46.00	54.99	24.78%	
GAS	96.20	GIẢM	GIẢM		99.23				107.33		
GEX	19.40	GIẢM	GIẢM		20.10				21.34		
GIL	17.15	GIẢM	GIẢM		17.87				20.72		
GMD	23.50	TĂNG	GIẢM	23.60	23.27	-0.42%			25.29		
GTN	20.40	GIẢM	TĂNG	21.70	21.06	-2.95%	BÁN	15.00	19.49	36.00%	
GVR	10.70	GIẢM	N/A		11.61				N/A		
HAG	4.08	TĂNG	GIẢM	3.86	3.82	5.70%			4.22		
HAX	16.35	GIẢM	GIẢM		17.64				20.95		
HBC	11.05	TĂNG	GIẢM	10.70	9.70	3.27%			12.69		
HCM	20.80	GIẢM	GIẢM		21.89			23.40	22.07	-5.68%	BÁN
HDB	26.50	GIẢM	GIẢM		27.34				29.49		
HDC	24.60	TĂNG	TĂNG	23.10	22.59	6.49%		15.25	20.25	61.31%	
HDG	31.10	GIẢM	GIẢM		31.80				35.72		
HNG	14.15	GIẢM	GIẢM		14.71				15.88		
HPG	23.00	GIẢM	TĂNG		23.87			23.85	22.11	-3.56%	
HSG	7.90	GIẢM	TĂNG	8.40	8.00	-4.77%	BÁN	7.75	7.30	1.94%	
HT1	14.75	GIẢM	TĂNG		15.37			16.90	13.91	-12.72%	
HUT	2.40	TĂNG	GIẢM	2.40	2.38	0.00%			2.71		
HVN	33.90	GIẢM	GIẢM		34.76				36.93		
KBC	15.40	TĂNG	TĂNG	15.25	14.69	0.98%		15.35	14.00	0.33%	
KDH	26.85	GIẢM	TĂNG		27.06			24.00	24.98	11.88%	
KSB	17.60	TĂNG	GIẢM	17.75	17.04	-0.85%			19.42		
LCG	8.40	TĂNG	GIẢM	8.54	7.97	-1.64%			8.76		
LDG	8.63	GIẢM	GIẢM		8.94				10.22		
LHG	15.20	GIẢM	GIẢM		15.65				16.89		
LPB	7.30	GIẢM	GIẢM		7.59				8.13		
MBB	20.85	GIẢM	GIẢM		21.66				23.33		
MPC	22.00	TĂNG	GIẢM	20.10	19.84	9.45%			23.55		
MSN	57.00	GIẢM	GIẢM		57.22				66.96		
MSR	16.20	TĂNG	TĂNG	14.40	12.58	12.50%			16.17		
MWG	113.30	TĂNG	GIẢM	113.40	109.49	-0.09%			122.49		
NDN	17.80	TĂNG	TĂNG	17.40	17.21	2.30%		13.70	16.27	29.93%	
NKG	6.78	GIẢM	TĂNG		7.04			7.11	5.98	-4.64%	
NLG	27.30	TĂNG	TĂNG	27.35	26.30	-0.18%		28.70	26.30	-4.88%	
NT2	21.70	GIẢM	GIẢM		22.18				23.98		
NTL	24.90	TĂNG	TĂNG	24.40	23.42	2.05%			24.88		



We Create Fortune

NVL	56.90	GIẢM	GIẢM		57.48				60.56		
OIL	8.20	GIẢM	GIẢM		8.85				10.73		
PAC	25.15	TĂNG	GIẢM	25.80	24.79	-2.52%			27.90		
PC1	17.40	GIẢM	GIẢM		18.12				20.37		
PDR	25.50	GIẢM	TĂNG		26.46			29.00	25.19	-12.07%	
PHR	40.55	GIẢM	GIẢM		44.50				61.55		
PLX	55.90	GIẢM	GIẢM		57.05				60.01		
PNJ	85.60	TĂNG	TĂNG	84.70	82.27	1.06%		77.07	78.71	11.06%	
POW	12.25	GIẢM	GIẢM		12.73				13.78		
PVT	16.65	GIẢM	TĂNG		16.94			18.30	16.28	-9.02%	
PPC	26.90	TĂNG	TĂNG	26.81	26.31	0.33%		28.40	24.39	-5.28%	
PTB	71.00	GIẢM	TĂNG		72.20			64.00	68.51	10.94%	
PVB	18.50	GIẢM	GIẢM		19.03				20.92		
PVD	14.90	GIẢM	GIẢM		15.20				16.61		
PVI	30.90	GIẢM	GIẢM		31.80				34.16		
PVS	17.70	TĂNG	GIẢM	17.80	17.06	-0.56%			19.30		
PXS	5.78	TĂNG	TĂNG	5.78	5.70	0.00%	MUA	6.20	4.88	-6.77%	
QNS	28.70	GIẢM	TĂNG		29.23			33.80	28.38	-15.09%	
REE	35.50	GIẢM	TĂNG		36.82			33.33	35.23	6.53%	
SAB	233.40	GIẢM	GIẢM		239.74				255.47		
SAM	8.18	TĂNG	TĂNG	8.15	7.94	0.37%		7.40	7.58	10.54%	
SCR	6.02	TĂNG	TĂNG	5.93	5.78	1.52%		6.33	5.21	-4.90%	
SHI	9.07	GIẢM	TĂNG		9.22			6.99	8.30	29.76%	
SJS	16.85	GIẢM	GIẢM		16.92				16.88		
SKG	12.00	TĂNG	TĂNG	11.60	11.85	3.45%			11.70		
SSI	18.25	GIẢM	GIẢM		18.95				21.22		
STB	10.10	GIẢM	GIẢM		10.28				10.82		
TCB	23.05	GIẢM	GIẢM		23.36				24.91		
TCM	19.00	GIẢM	GIẢM	19.95	19.14	-4.06%	BÁN		22.29		
TDH	10.10	GIẢM	GIẢM		10.16				11.11		
TLH	4.53	TĂNG	TĂNG	4.06	4.25	11.58%		4.48	4.43	1.12%	MUA
TNG	15.30	TĂNG	GIẢM	15.10	14.86	1.32%			16.69		
VCB	89.40	TĂNG	TĂNG	87.50	86.39	2.17%		62.00	84.02	44.19%	
VCG	26.90	TĂNG	TĂNG	27.00	26.60	-0.37%		19.20	25.47	40.10%	
VCS	79.40	GIẢM	GIẢM		83.53				91.56		
VGC	18.10	GIẢM	GIẢM		18.37				19.51		
VGT	8.20	GIẢM	GIẢM		8.67				8.95		
VHC	78.90	GIẢM	GIẢM		80.15				83.84		
VHM	84.20	GIẢM	GIẢM		86.95				99.60		

We Create Fortune

VIB	17.70	TĂNG	TĂNG	17.40	17.08	1.72%		17.70	16.56	0.00%	
VIC	115.40	GIẢM	TĂNG		117.67			112.00	113.76	3.04%	
VIP	5.00	GIẢM	GIẢM		5.09				5.30		
VJC	143.70	GIẢM	TĂNG		144.27			124.50	138.01	15.42%	
VND	14.40	TĂNG	GIẢM	14.10	13.93	2.13%			14.88		
VNG	19.30	GIẢM	GIẢM		20.15				22.24		
VNM	117.00	GIẢM	GIẢM		120.32				127.91		
VPB	19.70	GIẢM	GIẢM		19.96				21.37		
VPI	41.45	GIẢM	TĂNG		42.10			41.30	39.68	0.36%	
VRC	20.80	GIẢM	TĂNG		24.71			17.30	20.78	20.23%	
VRE	33.30	GIẢM	TĂNG		33.79			35.05	32.08	-4.99%	
VSC	26.40	TĂNG	GIẢM	25.45	24.80	3.73%			26.67		

LARGECAPS 大型股票趨勢追蹤表

股票	價格	短期趨勢	中期趨勢	短期買進價格	短期停損	暫計短期利潤%	短期訊號	中期買進價格	中期停損	暫計中期利潤%	中期訊號
ACB	22.60	GIẢM	TĂNG		23.20			24.00	22.57	-5.83%	
BID	44.20	TĂNG	TĂNG	41.90	42.81	5.49%		33.40	38.49	32.34%	
BSR	8.10	GIẢM	GIẢM		8.68				10.33		
BVH	68.00	GIẢM	GIẢM		73.36				73.44		
CTG	20.60	TĂNG	GIẢM	20.60	19.93	0.00%			21.78		
FPT	57.40	TĂNG	TĂNG	57.00	55.10	0.70%		40.23	54.99	42.69%	
GAS	96.20	GIẢM	GIẢM		99.23				107.33		
GEX	19.40	GIẢM	GIẢM		20.10				21.34		
GVR	10.70	GIẢM	N/A		11.61				N/A		
HDB	26.50	GIẢM	GIẢM		27.34				29.49		
HNG	14.15	GIẢM	GIẢM		14.71				15.88		
HPG	23.00	GIẢM	TĂNG		23.87			23.85	22.11	-3.56%	
HVN	33.90	GIẢM	GIẢM		34.76				36.93		
KDH	26.85	GIẢM	TĂNG		27.06			24.00	24.98	11.88%	
MBB	20.85	GIẢM	GIẢM		21.66				23.33		
MSN	57.00	GIẢM	GIẢM		57.22				66.96		
MWG	113.30	TĂNG	GIẢM	113.40	109.49	-0.09%			122.49		
NVL	56.90	GIẢM	GIẢM		57.48				60.56		
OIL	8.20	GIẢM	GIẢM		8.85				10.73		
PLX	55.90	GIẢM	GIẢM		57.05				60.01		
PNJ	85.60	TĂNG	TĂNG	84.70	82.27	1.06%		77.07	78.71	11.06%	

We Create Fortune

POW	12.25	GIẢM	GIẢM		12.73			13.78		
QNS	28.70	GIẢM	TĂNG		29.23		33.26	28.38	-13.70%	
REE	35.50	GIẢM	TĂNG		36.82		33.33	35.23	6.53%	
ROS	21.45	GIẢM	GIẢM		24.46			26.78		
SBT	18.50	GIẢM	TĂNG		18.58		17.50	17.46	5.71%	
SSI	18.25	GIẢM	GIẢM		18.95			21.22		
STB	10.10	GIẢM	GIẢM		10.28			10.82		
TCB	23.05	GIẢM	GIẢM		23.36			24.91		
TPB	21.15	GIẢM	GIẢM		21.53			23.94		
VCB	89.40	TĂNG	TĂNG	87.50	86.39	2.17%	62.00	84.02	44.19%	
VCG	26.90	TĂNG	TĂNG	27.00	26.60	-0.37%	18.44	25.47	45.87%	
VCS	79.40	GIẢM	GIẢM		83.53			91.56		
VEA	43.00	GIẢM	GIẢM		45.83			59.45		
VGI	25.20	TĂNG	N/A	26.80	24.48	-5.97%		N/A		
VHM	84.20	GIẢM	GIẢM		86.95			99.60		
VIB	17.70	TĂNG	TĂNG	17.40	17.08	1.72%	15.00	16.56	17.96%	
VIC	115.40	GIẢM	TĂNG		117.67		112.00	113.76	3.04%	
VJC	143.70	GIẢM	TĂNG		144.27		124.50	138.01	15.42%	
VNM	117.00	GIẢM	GIẢM		120.32			127.91		
VPB	19.70	GIẢM	GIẢM		19.96			21.37		
VRE	33.30	GIẢM	TĂNG		33.79		35.05	32.08	-4.99%	

MIDCAPS 中型股票趨勢追蹤表

股票	價格	短期趨勢	中期趨勢	短期買進價格	短期停損	暫計短期利潤%	短期訊號	中期買進價格	中期停損	暫計中期利潤%	中期訊號
AAA	12.75	GIẢM	GIẢM		13.19			15.40			
ANV	22.00	GIẢM	GIẢM		22.77			25.65			
ASM	6.65	GIẢM	GIẢM		7.11			7.24			
BMI	25.15	GIẢM	TĂNG		25.42		26.70	23.99	-5.81%		
BMP	46.95	TĂNG	TĂNG	49.00	46.21	-4.18%	48.30	46.42	-2.80%		
BWE	24.30	TĂNG	GIẢM	25.10	24.26	-3.19%		25.84			
CEO	9.60	TĂNG	GIẢM	9.30	9.02	3.23%		9.80			
CII	22.30	GIẢM	TĂNG		23.14		24.45	22.23	-8.79%		
CRE	24.30	TĂNG	GIẢM	24.20	23.67	0.41%		25.03			
CTI	20.40	GIẢM	GIẢM		21.91			24.28			
CTR	40.70	TĂNG	GIẢM	43.30	40.08	-6.00%		50.54			

We Create Fortune

D2D	79.40	GIẢM	TĂNG		80.66			83.10	73.17	-4.45%	
DBD	53.90	GIẢM	GIẢM		57.43			38.65	54.36	40.64%	
DCM	6.70	GIẢM	GIẢM		6.78				7.15		
DGW	23.25	TĂNG	GIẢM	23.25	22.85	0.00%	MUA		25.88		
DHC	37.20	GIẢM	TĂNG		40.16			37.70	36.98	-1.33%	
DIG	13.80	TĂNG	GIẢM	14.00	13.31	-1.43%			14.69		
DPG	42.00	GIẢM	GIẢM		43.55				50.35		
DPM	13.35	GIẢM	GIẢM		13.52				14.36		
DRC	23.10	GIẢM	TĂNG		23.57			21.60	21.25	6.94%	
DXG	14.50	GIẢM	GIẢM		14.59				16.12		
E1VFN30	14.50	GIẢM	GIẢM		14.74				15.56		
FCN	10.05	GIẢM	GIẢM		10.35				11.21		
FLC	4.70	TĂNG	TĂNG	4.61	4.56	1.95%		4.63	4.02	1.51%	
GEG	26.75	GIẢM	TĂNG		27.19			12.50	25.77	113.96%	
GMD	23.50	TĂNG	GIẢM	23.60	23.27	-0.42%			25.29		
GTN	20.40	GIẢM	TĂNG	21.70	21.06	-2.95%	BÁN	15.00	19.49	36.00%	
HAG	4.08	TĂNG	GIẢM	3.86	3.82	5.70%			4.22		
HBC	11.05	TĂNG	GIẢM	10.70	9.70	3.27%			12.69		
HCM	20.80	GIẢM	GIẢM		21.89			23.40	22.07	-5.68%	BÁN
HDC	24.60	TĂNG	TĂNG	23.10	22.59	6.49%		15.25	20.25	61.31%	
HDG	31.10	GIẢM	GIẢM		31.80				35.72		
HPX	26.35	TĂNG	#N/A	27.50	25.87	-4.18%		35.30	#N/A	#N/A	
HSG	7.90	GIẢM	TĂNG	8.40	8.00	-4.77%	BÁN	7.75	7.30	1.94%	
HT1	14.75	GIẢM	TĂNG		15.37			16.90	13.91	-12.72%	
HTM	18.20	TĂNG	GIẢM	16.00	15.26	13.75%			18.47		
IBC	20.40	GIẢM	GIẢM		20.64				21.22		
IDI	5.16	TĂNG	GIẢM	5.45	5.13	-5.32%			5.89		
IJC	16.10	TĂNG	TĂNG	14.65	14.32	9.90%		13.10	12.68	22.90%	
ITA	2.81	GIẢM	GIẢM		2.84				3.14		
KBC	15.40	TĂNG	TĂNG	15.25	14.69	0.98%		14.85	14.00	3.73%	
KDC	19.50	TĂNG	TĂNG	19.50	19.15	0.00%	MUA	20.82	18.08	-6.32%	
KOS	27.80	TĂNG	TĂNG	26.80	26.82	3.73%		26.30	25.20	5.70%	
KSB	17.60	TĂNG	GIẢM	17.75	17.04	-0.85%			19.42		
LDG	8.63	GIẢM	GIẢM		8.94				10.22		
LPB	7.30	GIẢM	GIẢM		7.59				8.13		
MBG	27.90	TĂNG	GIẢM	31.00	21.93	-10.00%			45.18		
MBS	14.70	TĂNG	GIẢM	14.70	14.18	0.00%			15.75		
MPC	22.00	TĂNG	GIẢM	20.10	19.84	9.45%			23.55		

We Create Fortune

NBB	19.50	GIẢM	GIẢM		21.00				22.02	
NKG	6.78	GIẢM	TĂNG		7.04			7.11	5.98	-4.64%
NLG	27.30	TĂNG	TĂNG	27.35	26.30	-0.18%		26.28	26.30	3.88%
NT2	21.70	GIẢM	GIẢM		22.18				23.98	
NTL	24.90	TĂNG	TĂNG	24.40	23.42	2.05%			24.88	
NVB	9.50	TĂNG	TĂNG	7.60	9.16	25.00%		8.50	8.32	11.76%
OGC	3.54	TĂNG	GIẢM	3.75	3.51	-5.60%			4.07	
PC1	17.40	GIẢM	GIẢM		18.12				20.37	
PDR	25.50	GIẢM	TĂNG		26.46			23.59	25.19	8.07%
PHR	40.55	GIẢM	GIẢM		44.50				61.55	
PPC	26.90	TĂNG	TĂNG	28.30	26.31	-4.95%		28.40	24.39	-5.28%
PTB	71.00	GIẢM	TĂNG		72.20			60.78	68.51	16.81%
PVD	14.90	GIẢM	GIẢM		15.20				16.61	
PVI	30.90	GIẢM	GIẢM		31.80				34.16	
PVS	17.70	TĂNG	GIẢM	17.80	17.06	-0.56%			19.30	
PVT	16.65	GIẢM	TĂNG		16.94			17.31	16.28	-3.79%
QCG	4.08	GIẢM	GIẢM		4.31				4.80	
SCR	6.02	TĂNG	TĂNG	5.93	5.78	1.52%		6.33	5.21	-4.90%
SGP	7.20	GIẢM	GIẢM		7.38				9.54	
SHB	6.10	TĂNG	GIẢM	6.40	5.95	-4.69%			6.72	
SHS	7.70	GIẢM	TĂNG		8.00			8.40	7.36	-8.33%
SZC	18.10	TĂNG	#N/A	17.85	16.78	1.40%			#N/A	
TCH	31.20	TĂNG	TĂNG	30.05	28.36	3.83%		26.15	25.35	19.31%
TCM	19.00	GIẢM	GIẢM	19.95	19.14	-4.06%	BÁN		22.29	
TDH	10.10	GIẢM	GIẢM		10.16				11.11	
TNG	15.30	TĂNG	GIẢM	15.10	14.86	1.32%			16.69	
TTB	4.35	GIẢM	GIẢM		4.78				8.85	
VGC	18.10	GIẢM	GIẢM		18.37				19.51	
VGT	8.20	GIẢM	GIẢM		8.67				8.95	
VHC	78.90	GIẢM	GIẢM		80.15				83.84	
VND	14.40	TĂNG	GIẢM	14.10	13.93	2.13%			14.88	
VNG	19.30	GIẢM	GIẢM		20.15				22.24	
VPI	41.45	GIẢM	TĂNG		42.10			41.30	39.68	0.36%

We Create **Fortune**
SMALLCAPS 小型股票趨勢追蹤表

股票	價格	短期趨勢	中期趨勢	短期買進價格	短期停損	暫計短期利潤%	短期訊號	中期買進價格	中期停損	暫計中期利潤%	中期訊號
AAV	8.30	TĂNG	GIẢM	8.30	7.50	0.00%			9.32		
AGR	3.42	GIẢM	GIẢM		3.57				4.02		
AMD	2.13	GIẢM	TĂNG		2.74			1.70	1.93	25.29%	
APG	9.70	TĂNG	TĂNG	8.76	9.49	10.73%		9.90	8.56	-2.02%	
ART	2.60	GIẢM	TĂNG	2.00	2.62	31.22%	BÁN	2.30	1.77	13.04%	
BCG	8.11	GIẢM	TĂNG		8.50			6.39	7.47	26.92%	
C4G	6.30	TĂNG	GIẢM	6.30	5.89	0.00%			6.98		
C69	10.50	TĂNG	GIẢM	10.80	8.83	-2.78%			16.38		
CCL	7.71	TĂNG	TĂNG	6.80	6.91	13.38%		7.88	5.66	-2.16%	
CVT	20.60	GIẢM	GIẢM		21.11				22.85		
DAH	10.70	TĂNG	GIẢM	9.99	10.70	7.11%			11.27		
DLG	1.97	TĂNG	TĂNG	1.80	1.74	9.44%		1.71	1.65	15.20%	MUA
DRH	4.39	GIẢM	GIẢM		4.81				5.83		
DTD	10.70	TĂNG	GIẢM	11.10	10.41	-3.60%			13.12		
EVG	2.69	GIẢM	GIẢM		2.76				2.90		
FIT	10.50	TĂNG	TĂNG	4.49	9.43	133.85%		3.64	5.82	188.46%	
FTM	2.19	GIẢM	GIẢM		2.50				4.64		
FUESS V50	12.60	GIẢM	GIẢM		12.66				13.19		
GKM	15.10	TĂNG	TĂNG	15.00	14.59	0.67%		14.90	14.79	1.34%	MUA
HAH	11.70	GIẢM	GIẢM		12.24				13.80		
HAI	3.26	GIẢM	TĂNG		4.21			1.88	2.75	73.40%	
HAR	3.94	GIẢM	TĂNG		4.94			3.90	3.49	1.03%	
HDA	10.20	GIẢM	GIẢM		10.69				11.79		
HHP	12.00	TĂNG	GIẢM	12.20	11.54	-1.64%			13.22		
HHS	3.21	GIẢM	TĂNG		3.54			3.36	2.94	-4.46%	
HID	2.44	TĂNG	TĂNG	2.36	2.24	3.39%		2.63	2.16	-7.22%	
HII	9.66	GIẢM	GIẢM		10.10				11.16		
HQC	1.20	TĂNG	TĂNG	1.23	1.16	-2.44%		1.16	1.10	3.45%	MUA
HSL	7.57	GIẢM	GIẢM		8.01				8.77		
HUT	2.40	TĂNG	GIẢM	2.40	2.38	0.00%			2.71		
HVG	8.17	TĂNG	TĂNG	7.82	7.83	4.48%		3.90	6.94	109.49%	
HVH	17.90	TĂNG	GIẢM	17.90	17.42	0.00%			19.76		
IDJ	5.90	GIẢM	TĂNG		6.52			7.20	5.42	-18.06%	
JVC	3.42	GIẢM	GIẢM		3.83				4.75		



We Create Fortune

KLF	1.70	TĂNG	TĂNG	1.40	1.60	21.43%		1.50	1.03	13.33%	
LCG	8.40	TĂNG	GIẢM	8.54	7.97	-1.64%			8.76		
LGL	7.80	GIẢM	GIẢM		8.33			7.11	8.39	17.90%	BÁN
LHG	15.20	GIẢM	GIẢM		15.65				16.89		
LMH	10.60	GIẢM	#N/A		12.68				#N/A		
MST	5.10	GIẢM	TĂNG		5.40			3.40	4.23	50.00%	
NDN	17.80	TĂNG	TĂNG	17.40	17.21	2.30%		13.10	16.27	35.83%	
PHC	10.90	GIẢM	GIẢM		11.24				12.18		
PLP	9.89	GIẢM	GIẢM		10.28				11.39		
PVB	18.50	GIẢM	GIẢM		19.03				20.92		
PVC	6.60	GIẢM	GIẢM		6.96			6.70	6.66	-0.65%	
PVX	1.20	GIẢM	GIẢM		1.34				1.46		
PXL	7.80	GIẢM	TĂNG		8.17			6.70	6.64	16.42%	
SHI	9.07	GIẢM	TĂNG		9.22			5.77	8.30	57.32%	
SJF	2.25	GIẢM	GIẢM		2.35				2.74		
SPP	2.00	GIẢM	GIẢM		2.20				2.60		
TDC	8.36	TĂNG	GIẢM	8.75	8.26	-4.46%			9.04		
TIG	6.70	GIẢM	TĂNG		7.05			3.20	5.49	109.38%	
TLH	4.53	TĂNG	TĂNG	4.06	4.25	11.58%		4.48	4.43	1.12%	MUA
TNA	23.35	GIẢM	TĂNG		27.77			11.45	22.14	103.91%	
TNI	10.65	GIẢM	TĂNG		10.75			10.90	9.99	-2.29%	
TSC	3.05	TĂNG	GIẢM	2.95	2.78	3.39%			3.45		
TTF	2.70	TĂNG	GIẢM	2.74	2.60	-1.46%			3.03		
TTH	2.70	GIẢM	GIẢM		2.73				3.02		
TVC	17.50	TĂNG	TĂNG	16.90	17.16	3.55%		14.30	14.73	22.38%	
VC3	16.60	GIẢM	TĂNG		17.25			22.00	16.32	-24.55%	
VCR	12.40	GIẢM	GIẢM		12.98				19.21		
VNA	3.10	TĂNG	GIẢM	3.50	2.94	-11.43%			4.93		
VNE	3.63	GIẢM	GIẢM		3.81				3.70		
VRC	20.80	GIẢM	TĂNG		24.71			17.30	20.78	20.23%	



We Create Fortune

胡志明市交易所 (HSX)

	收盤	漲跌%
VNI	958.59	-0.24%
VN30	872.07	-0.13%
VN Mid	927.94	-0.02%
VN Small	792.54	-0.61%

河內交易所 (HSX)

	收盤	漲跌%
HNI	102.32	-0.59%
HN30	180.33	-0.43%
VNX AllSh	841.2	-0.09%

UPCOM 市場 (UPCoM)

	收盤	漲跌%
UPCoM	55.66	0.11%

外資交易	成交值(十億盾)	
買進	364.44	
賣出	298.11	
買超/賣超	66.33	

外資交易	成交值(十億盾)	
買進	2.20	
賣出	1.99	
買超/賣超	0.21	

外資交易	成交值(十億盾)	
買進	12.05	
賣出	12.63	
買超/賣超	-0.58	

上漲排名/股碼	漲跌(VND)	漲跌%
DLG	120	6.49%
DGW	950	4.26%
LCG	270	3.32%
NHH	1400	3.29%
HBC	350	3.27%

上漲排名/股碼	漲跌(VND)	漲跌%
TAR	400	1.37%
NTP	300	0.93%
PVI	200	0.65%
CEO	0	0.00%
HUT	0	0.00%

上漲排名/股碼	漲跌(VND)	漲跌%
MSR	2100	14.89%
HTM	1700	10.30%
PXL	300	4.00%
MPC	700	3.29%
ACV	1000	1.32%

下跌排名/股碼	漲跌(VND)	漲跌%
ROS	-1600	-6.94%
VRC	-1550	-6.94%
HAI	-240	-6.86%
GTN	-1500	-6.85%
DCL	-1300	-4.06%

下跌排名/股碼	漲跌(VND)	漲跌%
MBG	-3100	-10.00%
CSC	-3700	-9.95%
AMV	-500	-2.00%
SHB	-100	-1.61%
TIG	-100	-1.47%

下跌排名/股碼	漲跌(VND)	漲跌%
C4G	-200	-3.08%
BSR	-200	-2.41%
VEA	-1000	-2.27%
OIL	-100	-1.20%
BOT	-100	-0.18%

*備註：市值>5,000 億盾；成交值>15 億盾

市值排名/股碼	十億盾
VIC	388,734
VCB	331,574
VHM	276,977
VNM	203,741
GAS	184,122

市值排名/股碼	十億盾
ACB	37,437
VCS	12,704
VCG	11,882
PVS	8,460
SHB	7,339

市值排名/股碼	十億盾
ACV	169,288
VEA	56,067
MCH	50,755
GVR	43,024
BCM	30,829

交易量排名/股碼	成交值	30 日均
VSH	58,591,350	20,974
ROS	21,162,200	32,509,282
EIB	18,290,760	79,381
FLC	12,603,080	10,111,191
DLG	9,275,900	7,008,745

交易量排名/股碼	成交值	30 日均
VCG	8,459,908	177,219
ART	4,706,160	2,448,210
SHB	3,531,985	2,162,877
KLF	3,416,824	2,796,881
NVB	3,018,431	1,425,977

交易量排名/股碼	成交值	30 日均
BSR	1,586,621	1,443,048
HTM	1,361,750	255,861
C4G	702,800	260,952
CPW	651,374	82
TNB	635,300	12,191

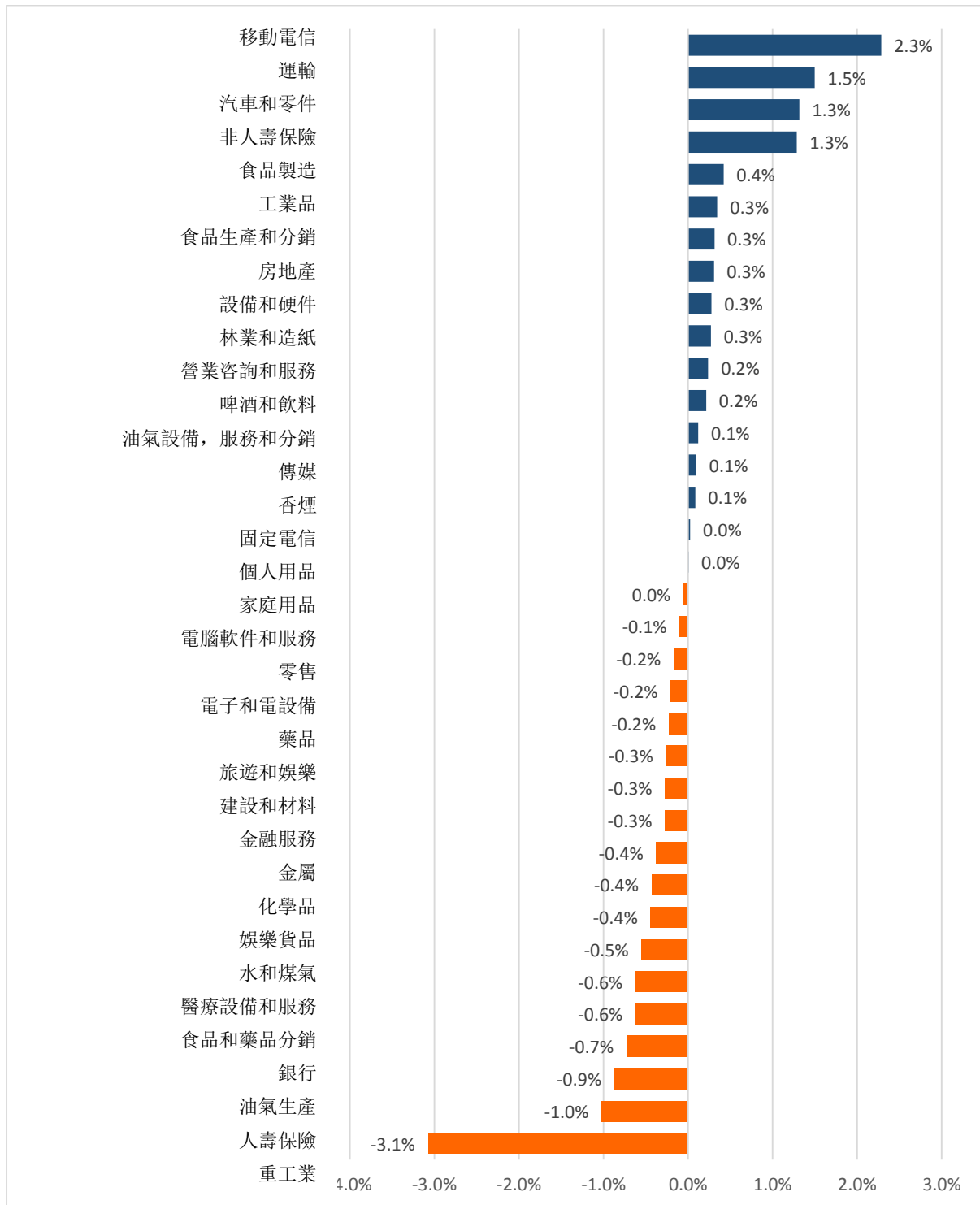
資料源: Bloomberg & Yuanta Research

資料源: Bloomberg & Yuanta Research

資料源: Bloomberg & Yuanta Research

We Create **Fortune**

各行業板塊的交易走勢



資料源: FiinPro - YSVN



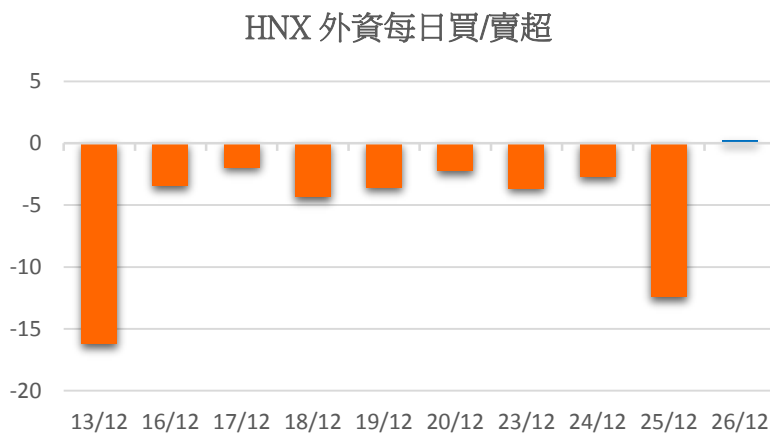
We Create Fortune

外資買進賣統計



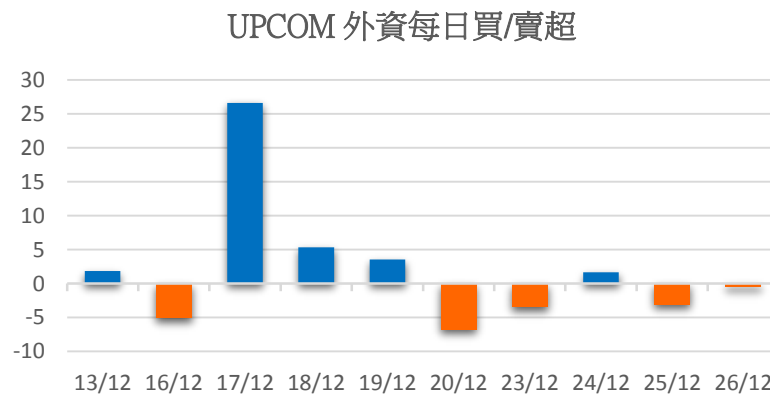
證券代碼	買超金額 (百萬盾)	證券代碼	賣超金額 (百萬盾)
MSN	43,125	VIC	18,594
HPG	18,168	VHM	12,054
VRE	11,941	VPI	10,250
DXG	11,052	VCB	6,380
ROS	7,584	PVD	5,970

HSX 外資買/賣超的前 5 名



證券代碼	買超金額 (百萬盾)	證券代碼	賣超金額 (百萬盾)
IDC	601	HUT	724
TIG	509	NTP	434
LAS	194	PTI	111
NRC	100	VCG	89
PVS	97	THB	56

HNX 外資買/賣超的前 5 名



證券代碼	買超金額 (百萬盾)	證券代碼	賣超金額 (百萬盾)
VTP	2,815	VEA	3,049
LPB	2,028	ACV	2,509
QNS	1,401	HND	2,445
GVR	855	BSR	2,203
SKH	134	OIL	662

UPCOM 外資買/賣超的前 5 名

源: FiinPro - YSVN



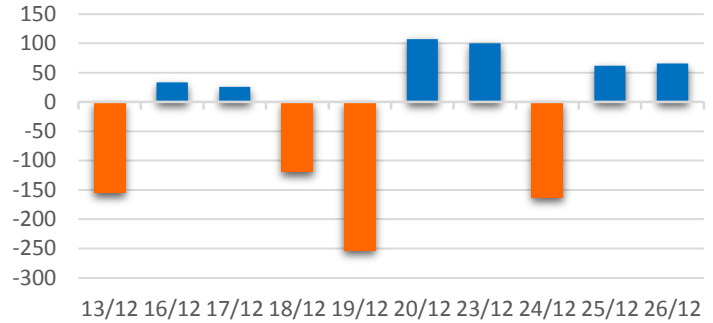
We Create Fortune

自營進出統計

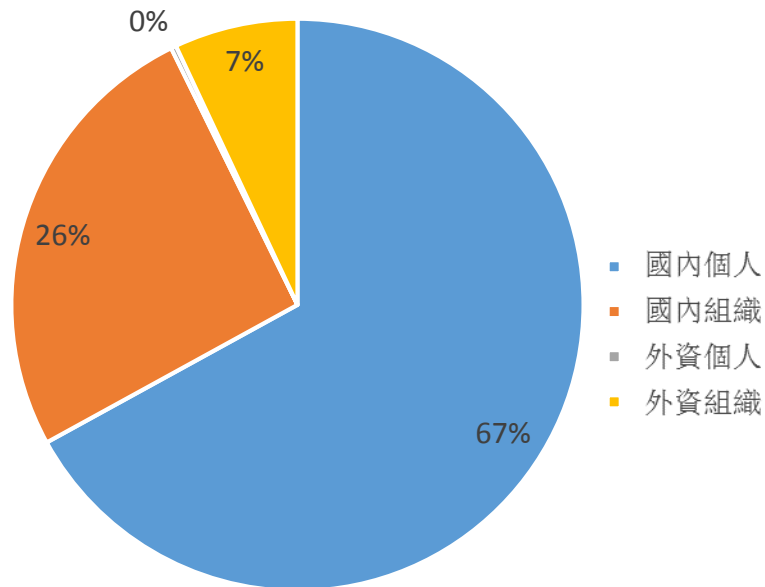
證券代碼	買超金額 (百萬盾)	證券代碼	賣超金額 (百萬盾)
TCB	96,352	TRC	43,968
KOS	56,000	MSN	11,691
FPT	4,274	VIC	10,981
PNJ	3,665	MBB	8,740
MWG	2,913	FPT	6,455

券商自營交易最大前名

券商自營交易每日買/賣超 (bil.VND)



越南證券市場投資人類別統計

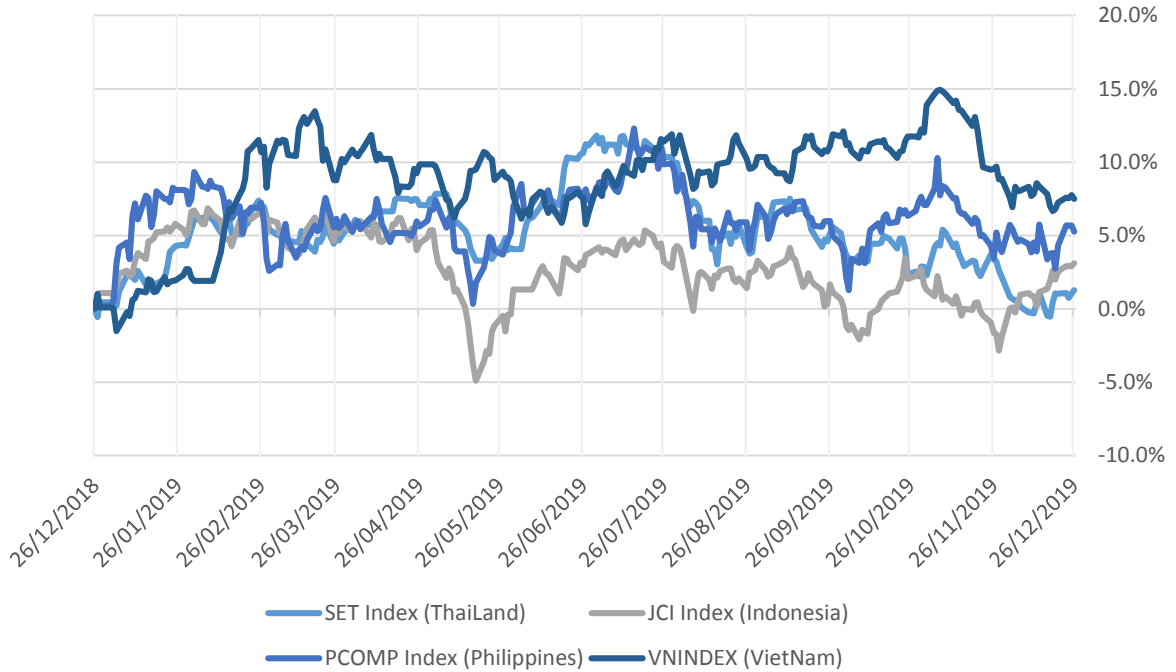


資料源: FiiPro - YSVN



We Create Fortune

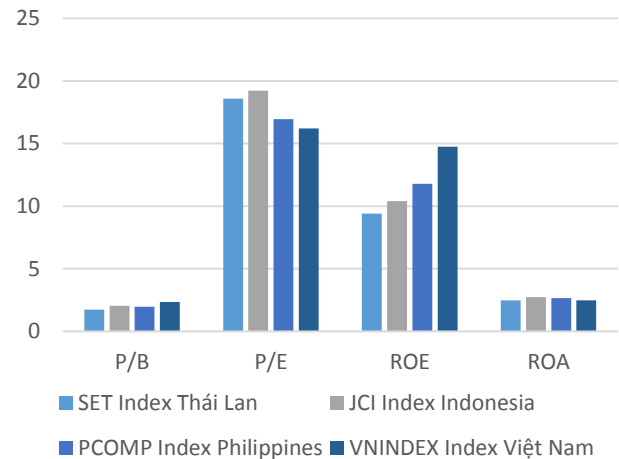
東南亞主要市場走勢比較



東南亞主要市場數據

		Thailand	Indonesia	Philippines	Vietnam
P/B		1.7x	2.1x	2.0x	2.3x
P/E		18.9x	19.9x	17.0x	15.7x
ROE	%	9.28	10.57	11.79	14.74
ROA	%	2.41	2.77	2.66	2.42
Vốn hóa	Tỷ USD	551.85	522.79	192.90	141.52
GTGD	Triệu USD	0.57	0.35	0.08	0.12
LS cổ tức	%	3.24	2.40	1.60	2.03

源：Bloomberg & YSVN





We Create **Fortune**

元大證券（越南）公司

個人客戶分析部

Nguyễn Th ê Minh

研究分析經理

+84 28 3622 6868 ext 3826

minh.nguyen@yuanta.com.vn

Quách Đức Khánh

高級分析專員

+84 28 3622 6868 ext 3833

khanh.quach@yuanta.com.vn

Phạm Tấn Phát

高級分析專員

+84 28 3622 6868 ext 3880

phat.pham@yuanta.com.vn

Nguyễn Trịnh Ngọc Hồng

分析專員

+84 28 3622 6868 ext 3832

hong.nguyen@yuanta.com.vn

個人客戶業務部

Nguyễn Thanh Tùng

總公司業務經理

+84 28 3622 6868 ext 3609

tung.nguyen@yuanta.com.vn

Chung Kim Hoa

華人客戶部經理

+84 28 3622 6868 ext 3828

hoa.chung@yuanta.com.vn

Phù Vĩnh Qu ê

堤岸分行經理

+84 28 3622 6868

que.phu@yuanta.com.vn

Nguyễn Việt Quang

河內分行經理

+84 28 3622 6868 ext 3404

quang.nguyen@yuanta.com.vn

Võ Thị Thu Thủy

平陽分行經理

+84 28 3622 6868 ext 3505

thuy.vo@yuanta.com.vn

Bùi Quốc Phong

同奈分行經理

+84 28 3622 6868

phong.bui@yuanta.com.vn

Nguyễn Đức Hoàn

河內南部營業中心經理

+84 28 3622 6868 ext 3409

hoan.nguyen@yuanta.com.vn

Võ Đình Tuấn

峴港分行經理

+84 28 3622 6868 ext 3301

tuan.vo@yuanta.com.vn



We Create **Fortune**

Appendix A: Important Disclosures

Analyst Certification

Each research analyst primarily responsible for the content of this research report, in whole or in part, certifies that with respect to each security or issuer that the analyst covered in this report: (1) all of the views expressed accurately reflect his or her personal views about those securities or issuers; and (2) no part of his or her compensation was, is, or will be, directly or indirectly, related to the specific recommendations or views expressed by that research analyst in the research report.

Ratings Definitions

BUY: We have a positive outlook on the stock based on our expected absolute or relative return over the investment period. Our thesis is based on our analysis of the company's outlook, financial performance, catalysts, valuation and risk profile. We recommend investors add to their position.

HOLD-Outperform: In our view, the stock's fundamentals are relatively more attractive than peers at the current price. Our thesis is based on our analysis of the company's outlook, financial performance, catalysts, valuation and risk profile.

HOLD-Underperform: In our view, the stock's fundamentals are relatively less attractive than peers at the current price. Our thesis is based on our analysis of the company's outlook, financial performance, catalysts, valuation and risk profile.

SELL: We have a negative outlook on the stock based on our expected absolute or relative return over the investment period. Our thesis is based on our analysis of the company's outlook, financial performance, catalysts, valuation and risk profile. We recommend investors reduce their position.

Under Review: We actively follow the company, although our estimates, rating and target price are under review.

Restricted: The rating and target price have been suspended temporarily to comply with applicable regulations and/or Yuanta policies.

Note: Yuanta research coverage with a Target Price is based on an investment period of 12 months. Greater China Discovery Series coverage does not have a formal 12 month Target Price and the recommendation is based on an investment period specified by the analyst in the report.

Global Disclaimer

© 2018 Yuanta. All rights reserved. The information in this report has been compiled from sources we believe to be reliable, but we do not hold ourselves responsible for its completeness or accuracy. It is not an offer to sell or solicitation of an offer to buy any securities. All opinions and estimates included in this report constitute our judgment as of this date and are subject to change without notice.

This report provides general information only. Neither the information nor any opinion expressed herein constitutes an offer or invitation to make an offer to buy or sell securities or other investments. This material is prepared for general circulation to clients and is not intended to provide tailored investment advice and does not take into account the individual financial situation and objectives of any specific person who may receive this report. Investors should seek financial advice regarding the appropriateness of investing in any securities, investments or investment strategies discussed or recommended in this report. The information contained in this report has been compiled from sources believed to be reliable but no representation or warranty, express or implied, is made as to its accuracy, completeness or correctness. This report is not (and should not be construed as) a solicitation to act as securities broker or dealer in any jurisdiction by any person or company that is not legally permitted to carry on such business in that jurisdiction.

Yuanta research is distributed in the United States only to Major U.S. Institutional Investors (as defined in Rule 15a-6 under the Securities Exchange Act of 1934, as amended and SEC staff interpretations thereof). All transactions by a US person in the securities mentioned in this report must be effected through a registered broker-dealer under Section 15 of the Securities Exchange Act of 1934, as amended. Yuanta research is distributed in Taiwan by Yuanta Securities Investment Consulting. Yuanta research is distributed in Hong Kong by Yuanta Securities (Hong Kong) Co. Limited, which is licensed in Hong Kong by the Securities and Futures Commission for regulated activities, including Type 4 regulated activity (advising on securities). In Hong Kong, this research report may not be redistributed, retransmitted or disclosed, in whole or in part or any form or manner, without the express written