

當日期貨市場：可能會出現技術修正

2020/01/22

合約走勢

收盤 +/- 成交量 到期日

單位	點數	點數	合約	日期
VN30F2002	909.0	6.8	64,281	20/02
VN30F2003	907.1	6.9	151	19/03
VN30F2006	909.0	5.5	65	18/06
VN30F2009	909.7	4.6	30	17/09

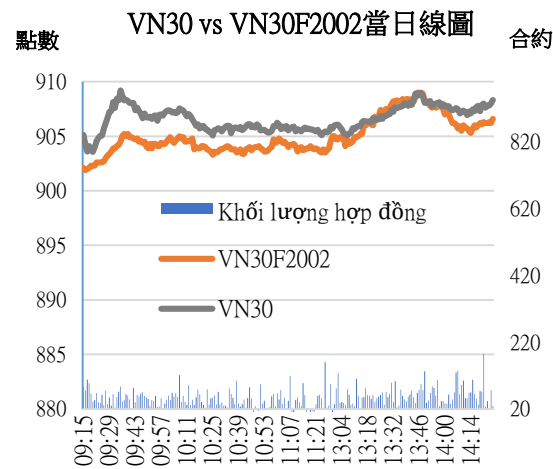
源自：Bloomberg - YSVN

技術信號

- VN30F2002 繼續擴大漲勢，但價格走勢圖正接近上漲趨勢線（909-910 點區），這表明下一盤可能會出現技術修正。
- RSI 指標在移至超買區域後，在 30 分鐘框架顯示下跌階段，也鞏固了短期修正的可能。因此，VN30F2002 可能在繼續趨勢前，會修正至 892-895 點。

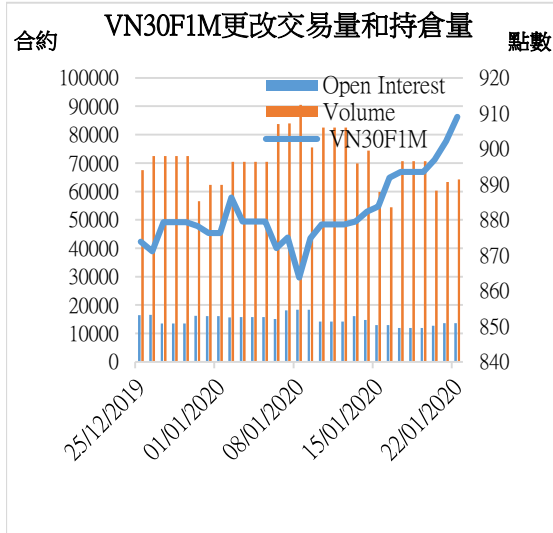
投資策略

- 當天策略 (Intraday)：投資者在當前價格開空頭，目標為 896 點，停損於 910.5 點。可以在 894.5-895 點的支撐位開多頭，停損於 891 點，目標為 902-904 點。
- 主要短期趨勢策略 (Daily)：投資者繼續持有多頭，停損於 889.9 點。



源自：Bloomberg - YSVN

趨勢	VN30F2002-Daily	VN30F2002-30M
短期	上漲	上漲
支撐 1	866	895
支撐 2	830	887
阻力 1	910	905
阻力 2	944	910



源自：Bloomberg - YSVN



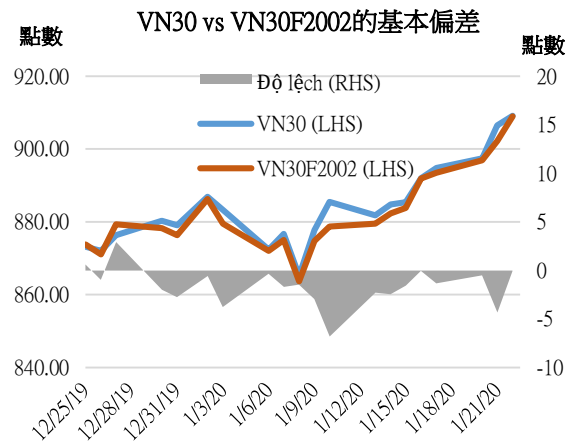
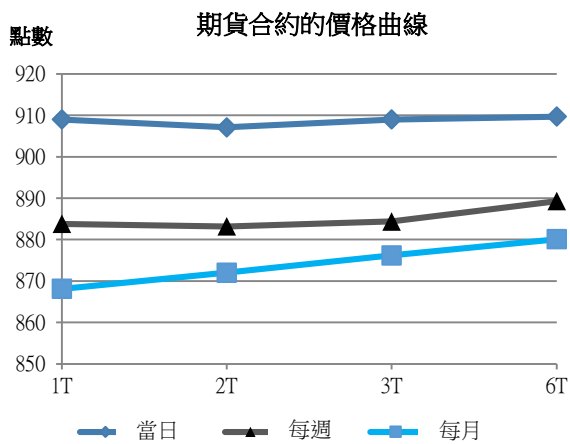
Pham Tan Phat  
高級分析專員  
Email: [phat.pham@yuanta.com.vn](mailto:phat.pham@yuanta.com.vn)  
Phone: (084) 28 3622 6868 ext 3880



We Create Fortune

期貨合約

	收盤價	+/-	+/- %	成交量	+/- %	Fair Value	最後清算日	剩餘時間
	單位：點	點	%	合約		單位：點		日
VN30 Index	909.1	2.6	0.3%	0				
VN30F2002	909.0	6.8	0.8%	64,281	1.50%	913	20/02/2020	24
VN30F2003	907.1	6.9	0.8%	151	-23.35%	919	19/03/2020	51
VN30F2006	909.0	5.5	0.6%	65	-26.97%	940	18/06/2020	142
VN30F2009	909.7	4.6	0.5%	30	-16.67%	961	17/09/2020	233



上漲排名/ 前 5 檔	影響 點數	下跌排名/ 前 5 檔	影響 點數
HPG	1.03	MSN	-0.71
VHM	0.98	MWG	-0.32
FPT	0.75	MBB	-0.29
TCB	0.47	VCB	-0.25
BID	0.42	VJC	-0.18

股價上漲 前 5 檔	%	股價下跌 前 5 檔	%
BID	2.78	MSN	-2.02
VHM	2.17	REE	-0.80
FPT	1.80	MWG	-0.67
HPG	1.74	MBB	-0.67
BVH	1.67	VCB	-0.64



We Create Fortune

VN30 指數股票名單

股票代碼	企業名稱	產業	比重	收盤價	資本	PER	PBR	3 個月成交量	外資持股	52 週走高	52 週走低
		單位	%	VND	Tỷ VND	x	x	000 cp	%	VND	VND
BID	越南投資與發展商業股份銀行	金融	1.7%	55,500	223,222	26.3	3.4	830	18%	55,800	30,550
CTD	Coteccons 建築股份公司	工業	0.3%	53,400	4,074	6.0	0.5	86	47%	149,600	47,750
CTG	越南工商股份銀行	金融	1.2%	25,600	95,319	10.1	1.3	3,662	30%	25,800	19,300
BVH	Bao Viet (保越) 集團	金融	0.8%	67,000	49,736	35.5	3.0	171	30%	98,500	65,000
DPM	油氣化學原料 - 化肥股份公司	原材料	0.3%	12,600	4,931	19.4	0.6	268	19%	23,700	12,350
EIB	越南進出口貿易股份銀行	金融	2.8%	17,450	21,454	33.7	1.4	127	30%	19,100	15,000
FPT	FPT 發展投資工藝股份公司	CNTT	4.6%	56,500	38,323	12.1	2.8	1,524	49%	61,300	37,727
GAS	越南氣體總公司 - 股份公司	公用服務	1.4%	94,900	181,634	15.6	3.7	284	4%	114,900	87,500
GMD	Gemadept 運輸股份公司	工業	0.8%	21,550	6,399	11.1	1.0	262	49%	29,150	20,750
HDB	胡志明市發展商業股份銀行	金融	3.0%	29,000	27,916	10.0	1.8	1,677	23%	32,350	24,450
HPG	Hoa Phat (和發) 集團股份公司	原材料	6.6%	26,300	72,616	10.4	1.6	5,766	38%	27,385	20,300
MBB	軍隊貿易股份銀行	金融	4.7%	22,400	52,095	6.9	1.3	3,986	20%	23,900	18,611
MSN	Masan 集團股份公司	必需消費品	3.8%	53,400	62,422	11.8	1.9	918	39%	92,000	50,200
MWG	世界移動通信投資股份公司	非必需消費品	5.2%	119,200	54,023	14.3	4.7	641	49%	129,500	80,600
NVL	Nova 房地產投資集團股份公司	房地產	3.2%	56,000	54,294	17.6	2.5	348	7%	65,100	53,900
PNJ	Phu Nuan (富潤) 珠寶股份公司	非必需消費品	2.5%	91,300	20,560	17.1	4.5	529	49%	92,500	67,725
REE	冷機電股份公司	工業	1.0%	37,000	11,472	6.6	1.2	687	49%	40,150	30,750
ROS	FLC Faros 建築股份公司	工業	0.4%	10,300	5,846	29.7	1.0	23,948	4%	35,750	9,670
SAB	Sai Gon (西貢) 飲料-酒-啤酒股份公司	必需消費品	2.5%	232,500	149,098	31.1	8.3	31	63%	291,000	221,000
SBT	Bien Hoa - Thanh Thanh Cong (邊和 - 成成功) 股份公司	必需消費品	0.8%	18,600	10,913	42.3	1.5	1,219	6%	21,500	15,400
SSI	SSI 西貢證券股份公司	金融	0.9%	19,300	9,805	11.3	1.0	1,411	55%	29,600	17,550
STB	西貢商信銀行 (sacombank)	金融	3.0%	10,900	19,660	8.0	0.7	3,038	12%	13,200	9,750
TCB	越南技商股份銀行 (Techcombank)	金融	8.3%	24,200	84,703	8.4	1.4	1,645	22%	28,200	19,900
VCB	越南外商貿易股份銀行	金融	4.2%	93,400	346,409	18.7	4.0	683	24%	95,000	54,900
VHM	Vinhomes 股份公司	房地產	5.1%	89,400	294,083	16.9	5.6	1,314	15%	102,300	76,300
VIC	Vingroup 集團股份公司	房地產	7.8%	114,900	388,641	72.3	4.9	385	15%	126,500	98,800
VJC	Vietjet 越捷航空股份公司	工業	5.8%	146,500	76,742	14.9	5.7	439	20%	148,800	107,300
VNM	越南牛奶股份公司	必需消費品	9.2%	121,300	211,229	21.9	7.7	940	59%	152,600	116,000
VPB	Viet Nam Thịnh Vuong (越南繁榮) 貿易股份銀行	金融	6.0%	23,600	57,531	7.0	1.4	1,916	23%	23,800	17,500
VRE	Vincom Retail 股份公司	房地產	2.3%	32,600	74,078	31.6	2.7	3,035	33%	39,950	27,550



We Create **Fortune**

## 元大證券（越南）公司

### 個人客戶分析部

**Nguyễn Th ê Minh**

研究分析經理

+84 28 3622 6868 ext 3826

minh.nguyen@yuanta.com.vn

**Quách Đức Khánh**

高級分析專員

+84 28 3622 6868 ext 3833

khanh.quach@yuanta.com.vn

**Phạm Tấn Phát**

高級分析專員

+84 28 3622 6868 ext 3880

phat.pham@yuanta.com.vn

**Nguyễn Trịnh Ngọc Hồng**

分析專員

+84 28 3622 6868 ext 3832

hong.nguyen@yuanta.com.vn

### 個人客戶業務部

**Nguyễn Thanh Tùng**

總公司業務經理

+84 28 3622 6868 ext 3609

tung.nguyen@yuanta.com.vn

**Chung Kim Hoa**

華人客戶部經理

+84 28 3622 6868 ext 3828

hoa.chung@yuanta.com.vn

**Phù Vĩnh Qu ê**

堤岸分行經理

+84 28 3622 6868

que.phu@yuanta.com.vn

**Nguyễn Việt Quang**

河內分行經理

+84 28 3622 6868 ext 3404

quang.nguyen@yuanta.com.vn

**Võ Thị Thu Thủy**

平陽分行經理

+84 28 3622 6868 ext 3505

thuy.vo@yuanta.com.vn

**Bùi Quốc Phong**

同奈分行經理

+84 28 3622 6868

phong.bui@yuanta.com.vn

**Nguyễn Đức Hoàn**

河內南部營業中心經理

+84 28 3622 6868 ext 3409

hoan.nguyen@yuanta.com.vn

**Võ Đình Tuấn**

峴港分行經理

+84 28 3622 6868 ext 3301

tuan.vo@yuanta.com.vn



We Create **Fortune**

## Appendix A: Important Disclosures

### Analyst Certification

Each research analyst primarily responsible for the content of this research report, in whole or in part, certifies that with respect to each security or issuer that the analyst covered in this report: (1) all of the views expressed accurately reflect his or her personal views about those securities or issuers; and (2) no part of his or her compensation was, is, or will be, directly or indirectly, related to the specific recommendations or views expressed by that research analyst in the research report.

### Ratings Definitions

**BUY:** We have a positive outlook on the stock based on our expected absolute or relative return over the investment period. Our thesis is based on our analysis of the company's outlook, financial performance, catalysts, valuation and risk profile. We recommend investors add to their position.

**HOLD-Outperform:** In our view, the stock's fundamentals are relatively more attractive than peers at the current price. Our thesis is based on our analysis of the company's outlook, financial performance, catalysts, valuation and risk profile.

**HOLD-Underperform:** In our view, the stock's fundamentals are relatively less attractive than peers at the current price. Our thesis is based on our analysis of the company's outlook, financial performance, catalysts, valuation and risk profile.

**SELL:** We have a negative outlook on the stock based on our expected absolute or relative return over the investment period. Our thesis is based on our analysis of the company's outlook, financial performance, catalysts, valuation and risk profile. We recommend investors reduce their position.

**Under Review:** We actively follow the company, although our estimates, rating and target price are under review.

**Restricted:** The rating and target price have been suspended temporarily to comply with applicable regulations and/or Yuanta policies.

Note: Yuanta research coverage with a Target Price is based on an investment period of 12 months. Greater China Discovery Series coverage does not have a formal 12 month Target Price and the recommendation is based on an investment period specified by the analyst in the report.

### Global Disclaimer

© 2018 Yuanta. All rights reserved. The information in this report has been compiled from sources we believe to be reliable, but we do not hold ourselves responsible for its completeness or accuracy. It is not an offer to sell or solicitation of an offer to buy any securities. All opinions and estimates included in this report constitute our judgment as of this date and are subject to change without notice.

This report provides general information only. Neither the information nor any opinion expressed herein constitutes an offer or invitation to make an offer to buy or sell securities or other investments. This material is prepared for general circulation to clients and is not intended to provide tailored investment advice and does not take into account the individual financial situation and objectives of any specific person who may receive this report. Investors should seek financial advice regarding the appropriateness of investing in any securities, investments or investment strategies discussed or recommended in this report. The information contained in this report has been compiled from sources believed to be reliable but no representation or warranty, express or implied, is made as to its accuracy, completeness or correctness. This report is not (and should not be construed as) a solicitation to act as securities broker or dealer in any jurisdiction by any person or company that is not legally permitted to carry on such business in that jurisdiction.

Yuanta research is distributed in the United States only to Major U.S. Institutional Investors (as defined in Rule 15a-6 under the Securities Exchange Act of 1934, as amended and SEC staff interpretations thereof). All transactions by a US person in the securities mentioned in this report must be effected through a registered broker-dealer under Section 15 of the Securities Exchange Act of 1934, as amended. Yuanta research is distributed in Taiwan by Yuanta Securities Investment Consulting. Yuanta research is distributed in Hong Kong by Yuanta Securities (Hong Kong) Co. Limited, which is licensed in Hong Kong by the Securities and Futures Commission for regulated activities, including Type 4 regulated activity (advising on securities). In Hong Kong, this research report may not be redistributed, retransmitted or disclosed, in whole or in part or any form or manner, without the express written