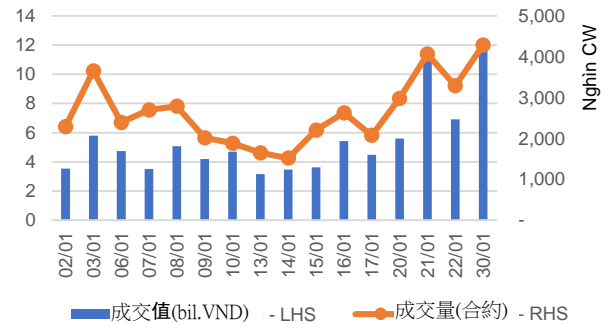


## 2020/01/30 認股權證日報

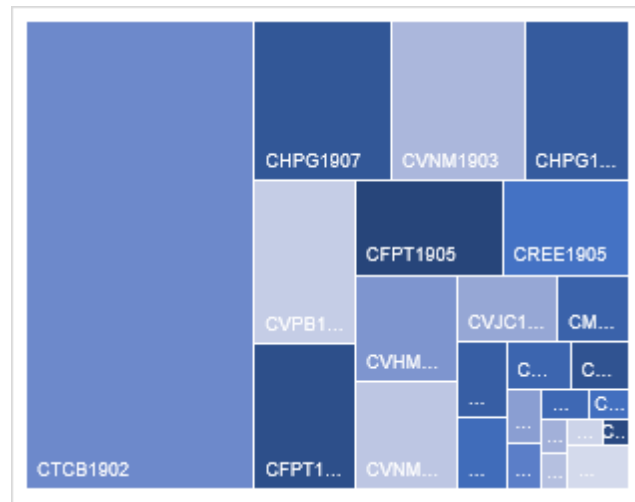
### 市場重回消極

由於股票市場負面走勢的影響，幾乎所有權證都急劇下跌。盤中唯一上漲的權證是 CTCB1902，上漲了 15.3%，這也是當今交易價值最高的權證。當天的流動性也非常好，因交易價值達 121.5 億越南盾，這是最近幾盤的最高水平。股票市場可能對 Corona 病疫的反應過度，因此我們建議投資者觀察市場的恢復，以尋找在權證市場上增加利潤的機會。

成交值和成交量

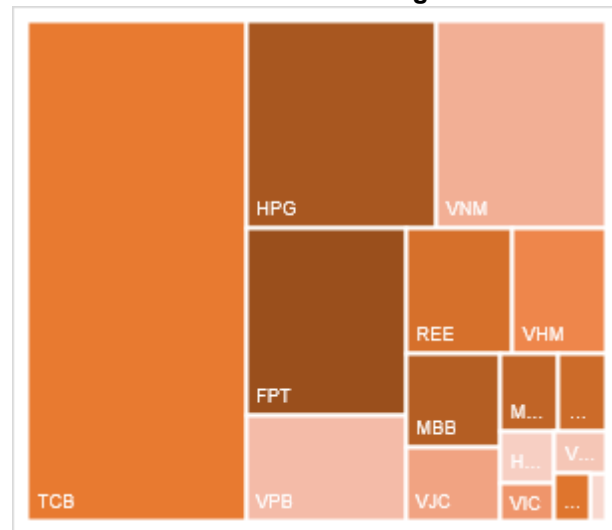


根據認股權證代碼分配成交值



根據標的股票代碼分配成交值

Phân bố GTGD theo mã chứng khoán cơ sở



源自: YSVN

We Create Fortune

## 當日成交及相關指數

代碼	漲跌 (+/-%)	收盤	成交量 (合約)	成交值 (十億越盾)	現金 狀態	Premium	槓桿	剩餘 交易盤數	隱含 波動
CDPM2001	-6.3%	600	20,690	0.01	OTM	26.6%	2.33	99	61%
CFPT1905	-9.5%	5,020	126,340	0.60	OTM	9.7%	5.91	57	48%
CFPT1906	-17.0%	830	37,190	0.03	OTM	11.8%	4.87	47	53%
CFPT1908	-13.3%	2,410	252,460	0.63	ITM	11.9%	4.73	97	48%
CGMD1901	-16.3%	360	7,990	-	OTM	34.0%	0.12	61	70%
CHDB2001	-9.0%	2,130	57,560	0.12	OTM	19.4%	3.02	99	66%
CHPG1907	-5.8%	6,000	169,040	0.94	ITM	6.7%	4.02	57	76%
CHPG1909	-18.4%	1,550	452,260	0.72	ITM	9.8%	5.20	74	49%
CMBB1903	-31.4%	1,680	93,040	0.16	OTM	11.4%	5.20	57	48%
CMBB1905	-29.8%	660	278,460	0.21	OTM	14.4%	3.24	47	53%
CMSN1902	-33.3%	360	326,910	0.13	OTM	59.1%	0.03	74	75%
CMSN1903	-51.0%	510	86,310	0.06	OTM	16.3%	2.66	31	66%
CMWG1907	-21.1%	710	206,570	0.15	OTM	15.9%	2.94	47	56%
CNVL1901	-61.9%	80	57,830	0.01	OTM	13.3%	0.00	4	77%
CREE1903	-14.5%	3,830	12,610	0.05	OTM	11.3%	5.07	57	56%
CREE1905	-10.0%	1,800	286,650	0.52	ITM	11.7%	4.50	97	52%
CROS2001	-13.9%	310	39,810	0.01	OTM	177.1%	0.00	99	157%
CSBT1901	-59.3%	110	10	-	OTM	14.6%	0.00	9	56%
CSTB2001	-18.9%	1,330	47,570	0.07	OTM	19.1%	3.04	99	60%
CTCB1902	15.3%	5,200	1,079,250	4.59	ITM	14.4%	3.63	89	79%
CVHM1901	-66.1%	390	13,540	0.01	OTM	4.6%	11.46	4	57%
CVHM1902	-17.7%	9,700	48,670	0.47	ITM	8.4%	5.86	57	49%
CVHM1903	-16.0%	1,520	3,000	0.01	ITM	5.4%	7.95	31	49%
CVIC1902	-6.8%	11,170	6,750	0.08	OTM	9.8%	5.81	57	49%
CVIC1903	-7.5%	980	10,220	0.01	OTM	15.6%	3.58	74	51%
CVJC1901	-40.7%	700	20	-	OTM	9.1%	3.47	17	63%
CVJC1902	-21.9%	20,220	13,580	0.29	ITM	7.3%	6.24	57	55%
CVNM1902	-30.6%	680	61,530	0.04	OTM	20.2%	0.64	38	69%
CVNM1903	-20.2%	11,890	73,340	0.91	OTM	13.1%	4.27	57	59%
CVNM1904	-21.4%	550	9,390	0.01	OTM	18.8%	1.32	47	55%
CVNM1905	-15.0%	1,020	43,720	0.04	OTM	17.5%	2.49	61	61%
CVNM1906	-32.3%	3,830	113,170	0.47	ITM	5.2%	9.77	23	47%
CVPB1901	-6.5%	5,200	139,760	0.71	ITM	2.2%	4.36	23	80%
CVRE1902	-23.5%	650	56,310	0.04	OTM	13.4%	4.53	47	59%
CVRE1903	-28.0%	1,030	11,020	0.01	OTM	22.3%	2.83	74	55%
CVRE1904	-19.0%	810	35,010	0.03	OTM	12.9%	4.20	31	71%
CVRE2001	-17.8%	1,060	10,040	0.01	OTM	32.6%	2.04	165	60%

源自: Fiinpro, YSVN

Premium = (行使價格 + 認股權證價格 x 轉換率) - 標的證券的目前價格 (盈虧平衡價格與標的證券的目前價格之差)。

槓桿 (Effective gearing) 越高，按標的證券的波動率就越大。

為了限制風險，投資者應選擇具有現金狀態 (ITM)，Premium 或隱含波動率偏低的認股權證。此外，投資者也應優先對具有偏長 (兩週以上) 的剩餘交易盤數 (直至到期日) 的權證進行交易，以限制風險。

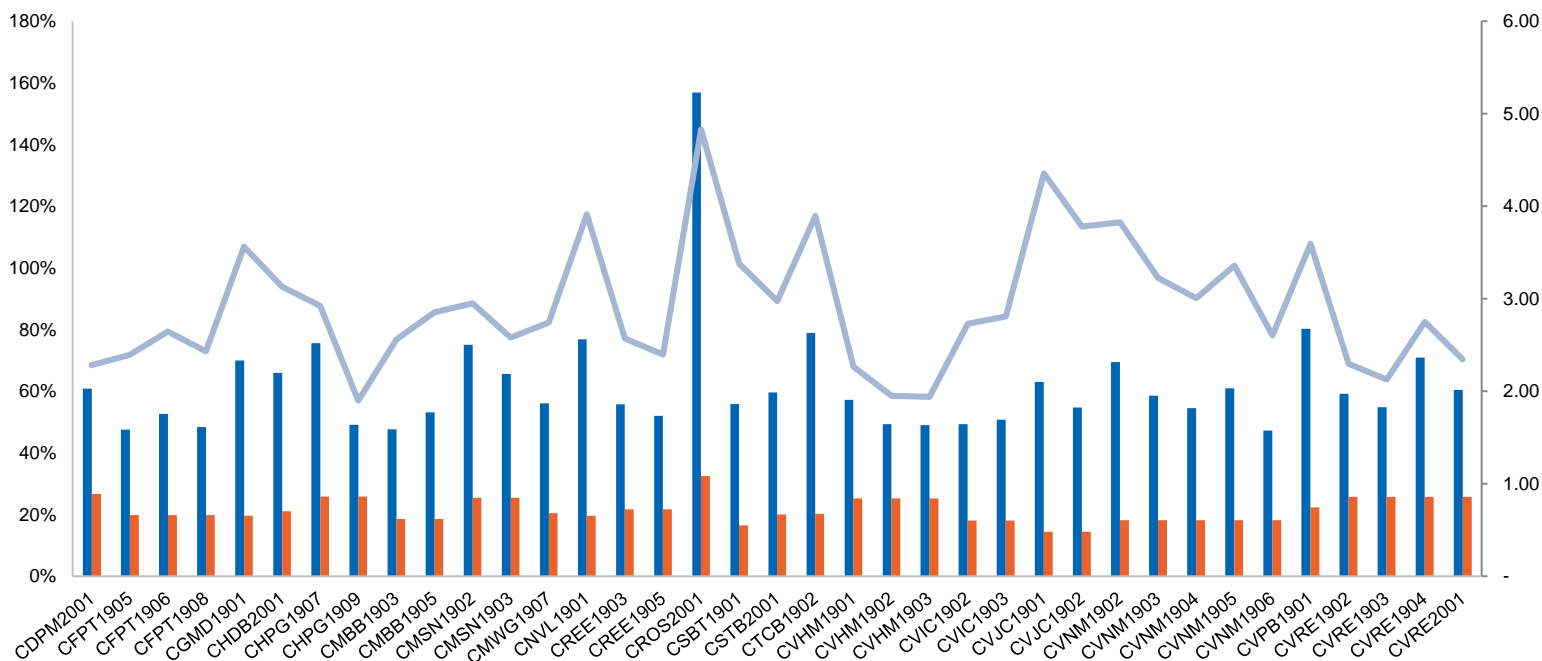
We Create Fortune

### 標的股票的技术建議綜合表

代碼	建議價格	目前價格	短期趨勢	中期趨勢	短期目標	與目前價格 相比的短期 上漲空間	短期停損	Reward/Risk
DPM		12.45	下跌	下跌			13.00	
FPT		54.70	下跌	上漲			57.84	
HPG	24.00	25.30	上漲	上漲	27.38	8%	25.03	7.77
MBB	22.00	21.25	下跌	上漲	24.60	16%	21.72	(7.05)
MSN	57.50	50.10	下跌	下跌	65.81	31%	56.66	(2.40)
MWG	113.40	114.00	下跌	下跌	133.22	17%	115.78	(10.80)
NVL		55.10	下跌	下跌			57.53	
PNJ	84.70	87.70	下跌	上漲	95.85	9%	88.57	(9.41)
REE	36.95	35.80	下跌	上漲	43.48	21%	35.95	(49.60)
STB	10.50	10.35	下跌	下跌	11.89	15%	10.42	(20.87)
VHM	86.30	87.40	上漲	上漲	99.50	14%	85.23	5.57
VIC		114.90	下跌	上漲			116.29	
VNM	121.00	116.60	上漲	下跌	134.14	15%	116.06	32.68
VJC	148.20	140.00	下跌	上漲	163.66	17%	145.32	(4.44)
VRE		30.95	下跌	上漲			33.58	

源自: YSVN

### 認股權證的隱含波動 VS 標的股票過去期間的波動



源自: YSVN

(\*) 橙色列是標的股票過去期間的波動；藍色列是認股權證的隱含波動。

(\*) 投資者可使用“隱含波動”來比較同一標的股票的認股權證。隱含波動率越大，對標的股票的價格變動率期望就越高（換句話說，隱含波動率越大，認股權證就越昂貴）。

We Create Fortune

## 認股權證訊息

認股權證代碼	發行商	期限	轉換率	發行價格	發行量	行使價格	最後 交易日
CDPM2001	KISVN	6 月	2.00000 : 1	1,000	2,000,000	14,567	6/17/2020
CFPT1905	SSI	6 月	1.00000 : 1	9,900	5,000,000	55,000	4/20/2020
CFPT1906	HCM	3 月	5.00000 : 1	1,700	1,000,000	57,000	4/6/2020
CFPT1908	MBS	6 月	3.00000 : 1	3,150	2,400,000	54,000	6/15/2020
CGMD1901	MBS	3 月	3.00000 : 1	1,680	1,500,000	26,400	4/24/2020
CHDB2001	KISVN	6 月	2.00000 : 1	2,000	5,000,000	29,099	6/17/2020
CHPG1907	SSI	3 月	1.00000 : 1	4,200	1,500,000	21,000	4/20/2020
CHPG1909	KISVN	3 月	2.00000 : 1	1,800	3,000,000	24,680	5/13/2020
CMBB1903	SSI	6 月	1.00000 : 1	4,000	2,400,000	22,000	4/20/2020
CMBB1905	HCM	6 月	2.00000 : 1	1,700	2,000,000	23,000	4/6/2020
CMSN1902	KISVN	4 月	5.00000 : 1	3,000	1,500,000	77,889	5/13/2020
CMSN1903	MBS	6.5 月	5.00000 : 1	1,350	1,000,000	55,700	3/13/2020
CMWG1907	HCM	3 月	10.00000 : 1	1,900	1,800,000	125,000	4/6/2020
CNVL1901	KISVN	3.5 月	4.00000 : 1	1,900	2,000,000	62,088	2/5/2020
CREE1903	SSI	6 月	1.00000 : 1	7,600	1,000,000	36,000	4/20/2020
CREE1905	MBS	6 月	3.00000 : 1	2,150	2,000,000	34,600	6/15/2020
CROS2001	KISVN	6 月	4.00000 : 1	1,500	10,000,000	26,468	6/17/2020
CSBT1901	KISVN	6 月	1.00000 : 1	1,500	5,000,000	21,212	2/12/2020
CSTB2001	KISVN	6 月	1.00000 : 1	1,500	5,000,000	10,999	6/17/2020
CTCB1902	VND	5 月	1.00000 : 1	5,300	5,000,000	21,000	6/3/2020
CVHM1901	KISVN	6.5 月	4.00000 : 1	3,100	1,000,000	89,888	2/5/2020
CVHM1902	SSI	5 月	1.00000 : 1	18,600	3,000,000	85,000	4/20/2020
CVHM1903	MBS	6 月	5.00000 : 1	2,000	2,400,000	84,500	3/13/2020
CVIC1902	SSI	3.5 月	1.00000 : 1	22,700	1,000,000	115,000	4/20/2020
CVIC1903	KISVN	3 月	10.00000 : 1	2,100	2,000,000	123,000	5/13/2020
CVJC1901	KISVN	3 月	10.00000 : 1	1,800	3,000,000	145,678	2/24/2020
CVJC1902	SSI	6.5 月	1.00000 : 1	27,900	1,000,000	130,000	4/20/2020
CVNM1902	KISVN	3 月	10.00000 : 1	1,840	1,500,000	133,333	3/24/2020
CVNM1903	SSI	3 月	1.00000 : 1	26,600	1,500,000	120,000	4/20/2020
CVNM1904	HCM	6 月	10.00000 : 1	1,900	2,000,000	133,000	4/6/2020
CVNM1905	MBS	3 月	10.00000 : 1	2,500	3,000,000	126,800	4/24/2020
CVNM1906	VND	3 月	2.00000 : 1	8,100	1,000,000	115,000	3/3/2020
CVPB1901	VND	3 月	1.00000 : 1	3,500	2,000,000	18,000	3/3/2020
CVRE1902	HCM	3 月	4.00000 : 1	1,300	1,500,000	32,500	4/6/2020
CVRE1903	KISVN	6.5 月	2.00000 : 1	2,700	1,000,000	35,789	5/13/2020
CVRE1904	MBS	3 月	3.00000 : 1	1,550	1,500,000	32,500	3/13/2020
CVRE2001	KISVN	9 月	4.00000 : 1	1,500	8,000,000	36,789	9/17/2020

源自：Fiinpro, YSVN



We Create **Fortune**

## 元大證券（越南）公司

### 個人客戶分析部

**Nguyễn Th ê Minh**

研究分析經理

+84 28 3622 6868 ext 3826

minh.nguyen@yuanta.com.vn

**Quách Đức Khánh**

高級分析專員

+84 28 3622 6868 ext 3833

khanh.quach@yuanta.com.vn

**Phạm Tấn Phát**

高級分析專員

+84 28 3622 6868 ext 3880

phat.pham@yuanta.com.vn

**Nguyễn Trịnh Ngọc Hồng**

分析專員

+84 28 3622 6868 ext 3832

hong.nguyen@yuanta.com.vn

### 個人客戶業務部

**Nguyễn Thanh Tùng**

總公司業務經理

+84 28 3622 6868 ext 3609

tung.nguyen@yuanta.com.vn

**Chung Kim Hoa**

華人客戶部經理

+84 28 3622 6868 ext 3828

hoa.chung@yuanta.com.vn

**Phù Vĩnh Qu ê**

堤岸分行經理

+84 28 3622 6868

que.phu@yuanta.com.vn

**Nguyễn Việt Quang**

河內分行經理

+84 28 3622 6868 ext 3404

quang.nguyen@yuanta.com.vn

**Võ Thị Thu Thủy**

平陽分行經理

+84 28 3622 6868 ext 3505

thuy.vo@yuanta.com.vn

**Bùi Quốc Phong**

同奈分行經理

+84 28 3622 6868

phong.bui@yuanta.com.vn

**Nguyễn Đức Hoàn**

河內南部營業中心經理

+84 28 3622 6868 ext 3409

hoan.nguyen@yuanta.com.vn

**Võ Đình Tuấn**

峴港分行經理

+84 28 3622 6868 ext 3301

tuan.vo@yuanta.com.vn



We Create **Fortune**

## Appendix A: Important Disclosures

### Analyst Certification

Each research analyst primarily responsible for the content of this research report, in whole or in part, certifies that with respect to each security or issuer that the analyst covered in this report: (1) all of the views expressed accurately reflect his or her personal views about those securities or issuers; and (2) no part of his or her compensation was, is, or will be, directly or indirectly, related to the specific recommendations or views expressed by that research analyst in the research report.

### Ratings Definitions

**BUY:** We have a positive outlook on the stock based on our expected absolute or relative return over the investment period. Our thesis is based on our analysis of the company's outlook, financial performance, catalysts, valuation and risk profile. We recommend investors add to their position.

**HOLD-Outperform:** In our view, the stock's fundamentals are relatively more attractive than peers at the current price. Our thesis is based on our analysis of the company's outlook, financial performance, catalysts, valuation and risk profile.

**HOLD-Underperform:** In our view, the stock's fundamentals are relatively less attractive than peers at the current price. Our thesis is based on our analysis of the company's outlook, financial performance, catalysts, valuation and risk profile.

**SELL:** We have a negative outlook on the stock based on our expected absolute or relative return over the investment period. Our thesis is based on our analysis of the company's outlook, financial performance, catalysts, valuation and risk profile. We recommend investors reduce their position.

**Under Review:** We actively follow the company, although our estimates, rating and target price are under review.

**Restricted:** The rating and target price have been suspended temporarily to comply with applicable regulations and/or Yuanta policies.

Note: Yuanta research coverage with a Target Price is based on an investment period of 12 months. Greater China Discovery Series coverage does not have a formal 12-month Target Price and the recommendation is based on an investment period specified by the analyst in the report.

### Global Disclaimer

© 2018 Yuanta. All rights reserved. The information in this report has been compiled from sources we believe to be reliable, but we do not hold ourselves responsible for its completeness or accuracy. It is not an offer to sell or solicitation of an offer to buy any securities. All opinions and estimates included in this report constitute our judgment as of this date and are subject to change without notice.

This report provides general information only. Neither the information nor any opinion expressed herein constitutes an offer or invitation to make an offer to buy or sell securities or other investments. This material is prepared for general circulation to clients and is not intended to provide tailored investment advice and does not take into account the individual financial situation and objectives of any specific person who may receive this report. Investors should seek financial advice regarding the appropriateness of investing in any securities, investments or investment strategies discussed or recommended in this report. The information contained in this report has been compiled from sources believed to be reliable but no representation or warranty, express or implied, is made as to its accuracy, completeness or correctness. This report is not (and should not be construed as) a solicitation to act as securities broker or dealer in any jurisdiction by any person or company that is not legally permitted to carry on such business in that jurisdiction.

Yuanta research is distributed in the United States only to Major U.S. Institutional Investors (as defined in Rule 15a-6 under the Securities Exchange Act of 1934, as amended and SEC staff interpretations thereof). All transactions by a US person in the securities mentioned in this report must be affected through a registered broker-dealer under Section 15 of the Securities Exchange Act of 1934, as amended. Yuanta research is distributed in Taiwan by Yuanta Securities Investment Consulting. Yuanta research is distributed in Hong Kong by Yuanta Securities (Hong Kong) Co. Limited, which is licensed in Hong Kong by the Securities and Futures Commission for regulated activities, including Type 4 regulated activity (advising on securities). In Hong Kong, this research report may not be redistributed, retransmitted or disclosed, in whole or in part or any form or manner, without the express written