

當日期貨市場：繼續恢復

2020/02/04

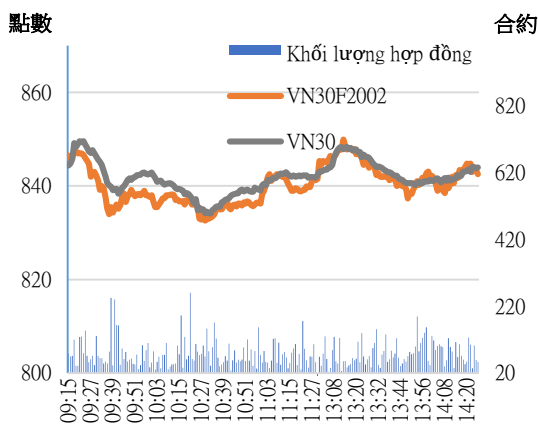
合約走勢

收盤 +/- 成交量 到期日

單位	點數	點數	合約	日期
VN30F2002	842.2	1.2	194,912	20/02
VN30F2003	845.0	1.0	276	19/03
VN30F2006	853.2	-3.8	99	18/06
VN30F2009	848.0	1.0	41	17/09

源自：Bloomberg - YSVN

VN30 vs VN30F2002當日線圖



源自：Bloomberg - YSVN

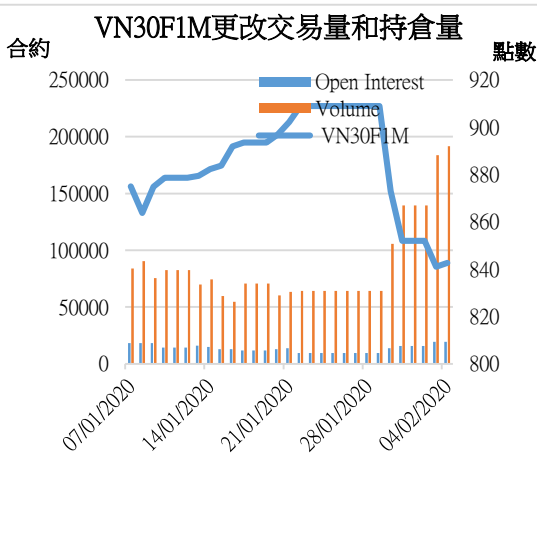
技術信號

- 在上一盤接近尾盤時有所恢復後，VN30F2002 就一直在橫盤整理。具體來說，價格以三角形模型的趨勢而累積中。這種模型表明，短期的恢復趨勢仍在繼續，阻力位為 853 點和 860 點，相當於 Fibonacci 50%。RSI 動量指標處於恢復狀態，該指標的信號仍為積極。
- 853-860 點對當前的恢復階段具有顯著的強大阻力，因 VN30F1M 正在 Daily 框架中打開 Wedge 模型。

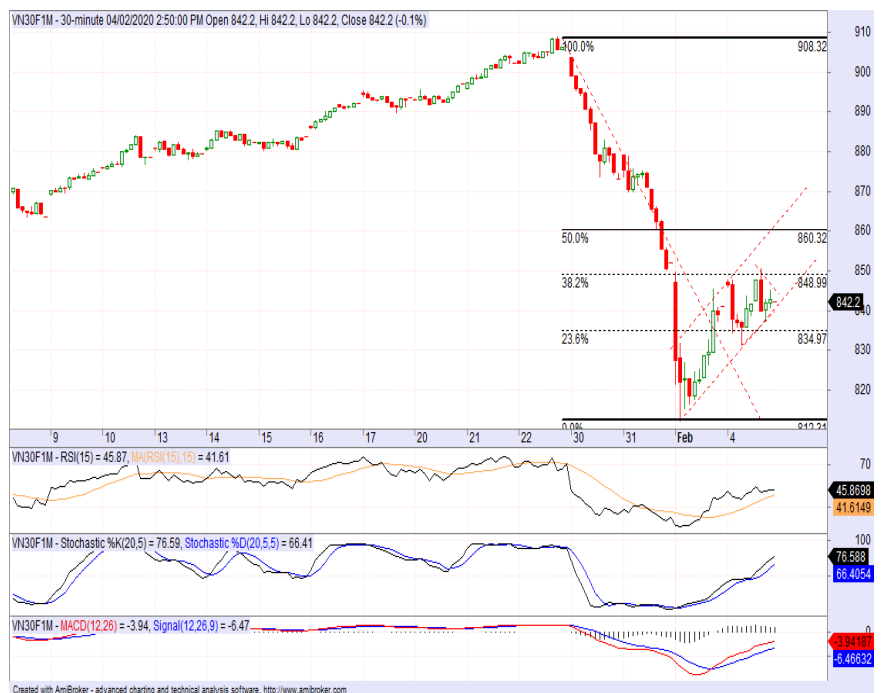
投資策略

- 當天策略 (Intraday)：投資者在 842 點相當於價格上漲渠道開多頭，目標為 853-855 點，停損於 837 點。
- 主要短期趨勢策略 (Daily)：投資者繼續持有空頭，停損於 860.4 點。

趨勢	VN30F2002-Daily	VN30F2002-1H
短期	下跌	上漲
支撐 1	810	837
支撐 2	750	830
阻力 1	859	853
阻力 2	910	860



源自：Bloomberg - YSVN



Pham Tan Phat
高級分析專員

Email: phat.pham@yuanta.com.vn

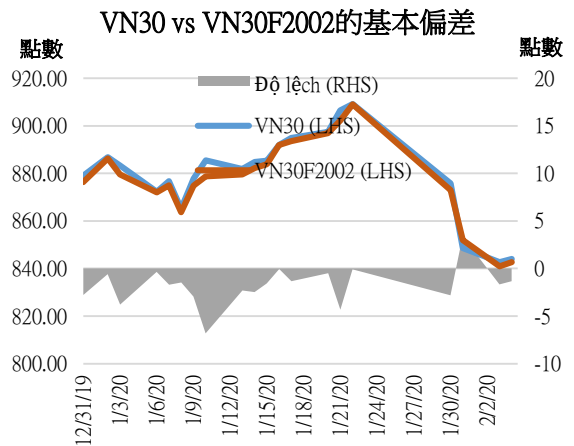
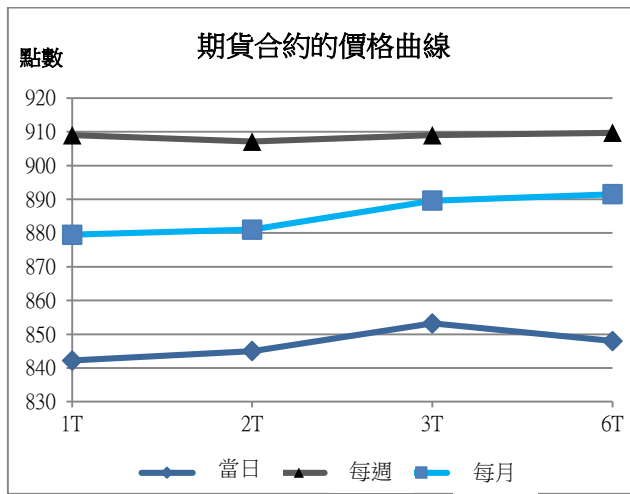
Phone: (084) 28 3622 6868 ext 3880



We Create Fortune

期貨合約

	收盤價	+/-	+/- %	成交量	+/- %	Fair Value	最後清算日	剩餘時間
	單位：點	點	%	合約		單位：點		日
VN30 Index	845.5	2.9	0.3%	0				
VN30F2002	842.2	1.2	0.1%	194,912	6.15%	848	20/02/2020	18
VN30F2003	845.0	1.0	0.1%	276	-51.15%	854	19/03/2020	45
VN30F2006	853.2	-3.8	-0.4%	99	-38.13%	873	18/06/2020	136
VN30F2009	848.0	1.0	0.1%	41	46.43%	893	17/09/2020	227



上漲排名/ 前 5 檔	影響 點數	下跌排名/ 前 5 檔	影響 點數
VPB	1.98	VNM	-2.49
MBB	1.53	SAB	-0.57
VJC	1.25	VRE	-0.54
TCB	0.93	NVL	-0.45
CTG	0.80	MWG	-0.35

股價上漲 前 5 檔	%	股價下跌 前 5 檔	%
CTG	6.96	ROS	-6.91
MBB	3.93	POW	-4.90
VPB	3.76	CTD	-4.02
VJC	2.79	VRE	-3.15
HDB	2.04	VNM	-3.05



We Create Fortune

VN30 指數股票名單

股票代碼	企業名稱	產業	比重	收盤價	資本	PER	PBR	3個月成交量	外資持股	52週走高	52週走低
		單位	%	VND	Tỷ VND	x	x	'000 cp	%	VND	VND
BID	越南投資與發展商業股份銀行	金融	1.4%	54,400	218,798	22.7	2.9	857	18%	55,800	30,550
CTD	Coteccons 建築股份公司	工業	0.3%	50,100	3,822	5.7	0.5	99	47%	146,200	47,750
CTG	越南工商股份銀行	金融	1.5%	26,900	100,160	10.6	1.3	4,236	30%	26,900	19,500
BVH	Bao Viet (保越) 集團	金融	0.6%	55,700	41,347	35.9	2.5	176	30%	98,500	54,700
DPM	油氣化學原料 - 化肥股份公司	原材料	#VALUE!	11,550	4,520	12.8	0.6	279	19%	23,700	10,800
EIB	越南進出口貿易股份銀行	金融	3.0%	17,550	21,577	24.9	1.4	134	30%	19,100	15,350
FPT	FPT 發展投資工藝股份公司	CNTT	4.5%	51,800	35,135	12.3	2.6	1,673	49%	61,300	38,818
GAS	越南氣體總公司 - 股份公司	公用服務	1.3%	82,000	156,944	13.5	3.2	301	4%	114,900	80,600
GMD	Gemadept 運輸股份公司	工業	#VALUE!	18,800	5,582	11.8	0.9	296	49%	29,150	17,800
HDB	胡志明市發展商業股份銀行	金融	3.0%	27,550	26,520	7.5	1.7	1,605	23%	32,350	24,450
HPG	Hoa Phat (和發) 集團股份公司	原材料	6.6%	24,600	67,922	9.5	1.4	6,306	39%	27,385	20,300
MBB	軍隊貿易股份銀行	金融	4.8%	21,150	49,188	6.1	1.2	4,487	21%	23,900	18,611
MSN	Masan 集團股份公司	必需消費品	3.8%	50,000	58,447	10.5	1.4	972	39%	92,000	46,600
MWG	世界移動通信投資股份公司	非必需消費品	5.0%	107,900	48,901	12.5	3.9	674	50%	129,500	80,600
NVL	Nova 房地產投資集團股份公司	房地產	3.0%	55,000	53,325	15.4	2.5	346	7%	65,100	53,900
PNJ	Phu Nhuan (富潤) 珠寶股份公司	非必需消費品	2.4%	84,000	18,916	15.8	4.1	593	49%	92,500	71,000
REE	冷機電股份公司	工業	0.9%	33,400	10,356	6.3	1.0	715	49%	40,150	30,750
ROS	FLC Faros 建築股份公司	工業	0.3%	8,080	4,586	25.7	0.8	22,420	4%	35,750	8,080
SAB	Sai Gon (西貢) 飲料-酒-啤酒股份公司	必需消費品	2.3%	203,000	130,180	27.1	6.9	31	63%	291,000	197,200
SBT	Bien Hoa - Thanh Thanh Cong (邊和 - 成成功) 股份公司	必需消費品	0.8%	17,800	10,444	35.1	1.5	1,221	6%	21,500	15,400
SSI	SSI 西貢證券股份公司	金融	0.8%	17,000	8,807	10.0	0.9	1,507	55%	29,600	16,500
STB	西貢商信銀行 (sacombank)	金融	3.0%	10,200	18,397	7.5	0.7	3,291	12%	13,200	9,750
TCB	越南技商股份銀行 (Techcombank)	金融	8.0%	21,750	76,128	7.6	1.2	1,854	22%	28,200	19,900
VCB	越南外商貿易股份銀行	金融	4.3%	89,800	333,057	17.9	3.9	768	24%	95,000	56,800
VHM	Vinhomes 股份公司	房地產	5.2%	85,700	281,911	13.5	5.2	1,369	15%	102,300	76,300
VIC	Vingroup 集團股份公司	房地產	8.5%	114,800	388,303	50.6	5.1	403	15%	126,500	101,200
VJC	Vietjet 越捷航空股份公司	工業	5.5%	129,000	67,575	16.4	5.0	444	20%	148,800	107,300
VNM	越南牛奶股份公司	必需消費品	9.4%	105,000	182,845	19.2	6.6	951	59%	152,600	101,000
VPB	Viet Nam Thinh Vuong (越南繁榮) 貿易股份銀行	金融	6.5%	23,450	57,165	7.0	1.4	1,905	23%	23,800	17,500
VRE	Vincom Retail 股份公司	房地產	1.9%	29,250	66,465	23.9	2.4	2,942	33%	39,950	27,950



We Create **Fortune**

元大證券（越南）公司

個人客戶分析部

Nguyễn Th ê Minh

研究分析經理

+84 28 3622 6868 ext 3826

minh.nguyen@yuanta.com.vn

Quách Đức Khánh

高級分析專員

+84 28 3622 6868 ext 3833

khanh.quach@yuanta.com.vn

Phạm Tấn Phát

高級分析專員

+84 28 3622 6868 ext 3880

phat.pham@yuanta.com.vn

Nguyễn Trịnh Ngọc Hồng

分析專員

+84 28 3622 6868 ext 3832

hong.nguyen@yuanta.com.vn

個人客戶業務部

Nguyễn Thanh Tùng

總公司業務經理

+84 28 3622 6868 ext 3609

tung.nguyen@yuanta.com.vn

Chung Kim Hoa

華人客戶部經理

+84 28 3622 6868 ext 3828

hoa.chung@yuanta.com.vn

Phù Vĩnh Qu ê

堤岸分行經理

+84 28 3622 6868

que.phu@yuanta.com.vn

Nguyễn Việt Quang

河內分行經理

+84 28 3622 6868 ext 3404

quang.nguyen@yuanta.com.vn

Võ Thị Thu Thủy

平陽分行經理

+84 28 3622 6868 ext 3505

thuy.vo@yuanta.com.vn

Bùi Quốc Phong

同奈分行經理

+84 28 3622 6868

phong.bui@yuanta.com.vn

Nguyễn Đức Hoàn

河內南部營業中心經理

+84 28 3622 6868 ext 3409

hoan.nguyen@yuanta.com.vn

Võ Đình Tuấn

峴港分行經理

+84 28 3622 6868 ext 3301

tuan.vo@yuanta.com.vn



We Create **Fortune**

Appendix A: Important Disclosures

Analyst Certification

Each research analyst primarily responsible for the content of this research report, in whole or in part, certifies that with respect to each security or issuer that the analyst covered in this report: (1) all of the views expressed accurately reflect his or her personal views about those securities or issuers; and (2) no part of his or her compensation was, is, or will be, directly or indirectly, related to the specific recommendations or views expressed by that research analyst in the research report.

Ratings Definitions

BUY: We have a positive outlook on the stock based on our expected absolute or relative return over the investment period. Our thesis is based on our analysis of the company's outlook, financial performance, catalysts, valuation and risk profile. We recommend investors add to their position.

HOLD-Outperform: In our view, the stock's fundamentals are relatively more attractive than peers at the current price. Our thesis is based on our analysis of the company's outlook, financial performance, catalysts, valuation and risk profile.

HOLD-Underperform: In our view, the stock's fundamentals are relatively less attractive than peers at the current price. Our thesis is based on our analysis of the company's outlook, financial performance, catalysts, valuation and risk profile.

SELL: We have a negative outlook on the stock based on our expected absolute or relative return over the investment period. Our thesis is based on our analysis of the company's outlook, financial performance, catalysts, valuation and risk profile. We recommend investors reduce their position.

Under Review: We actively follow the company, although our estimates, rating and target price are under review.

Restricted: The rating and target price have been suspended temporarily to comply with applicable regulations and/or Yuanta policies.

Note: Yuanta research coverage with a Target Price is based on an investment period of 12 months. Greater China Discovery Series coverage does not have a formal 12 month Target Price and the recommendation is based on an investment period specified by the analyst in the report.

Global Disclaimer

© 2018 Yuanta. All rights reserved. The information in this report has been compiled from sources we believe to be reliable, but we do not hold ourselves responsible for its completeness or accuracy. It is not an offer to sell or solicitation of an offer to buy any securities. All opinions and estimates included in this report constitute our judgment as of this date and are subject to change without notice.

This report provides general information only. Neither the information nor any opinion expressed herein constitutes an offer or invitation to make an offer to buy or sell securities or other investments. This material is prepared for general circulation to clients and is not intended to provide tailored investment advice and does not take into account the individual financial situation and objectives of any specific person who may receive this report. Investors should seek financial advice regarding the appropriateness of investing in any securities, investments or investment strategies discussed or recommended in this report. The information contained in this report has been compiled from sources believed to be reliable but no representation or warranty, express or implied, is made as to its accuracy, completeness or correctness. This report is not (and should not be construed as) a solicitation to act as securities broker or dealer in any jurisdiction by any person or company that is not legally permitted to carry on such business in that jurisdiction.

Yuanta research is distributed in the United States only to Major U.S. Institutional Investors (as defined in Rule 15a-6 under the Securities Exchange Act of 1934, as amended and SEC staff interpretations thereof). All transactions by a US person in the securities mentioned in this report must be effected through a registered broker-dealer under Section 15 of the Securities Exchange Act of 1934, as amended. Yuanta research is distributed in Taiwan by Yuanta Securities Investment Consulting. Yuanta research is distributed in Hong Kong by Yuanta Securities (Hong Kong) Co. Limited, which is licensed in Hong Kong by the Securities and Futures Commission for regulated activities, including Type 4 regulated activity (advising on securities). In Hong Kong, this research report may not be redistributed, retransmitted or disclosed, in whole or in part or any form or manner, without the express written