

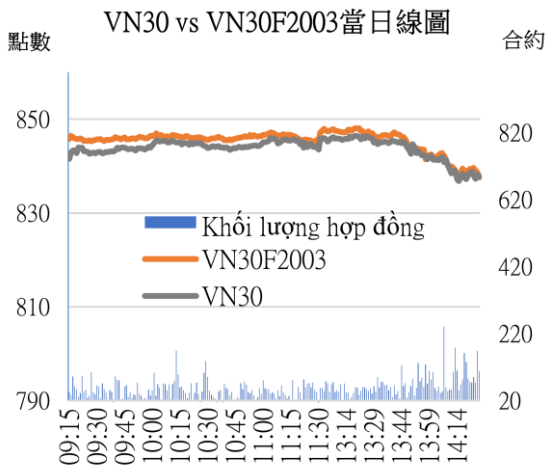
當日期貨市場：833-835 點將為支撐位

2020/03/05

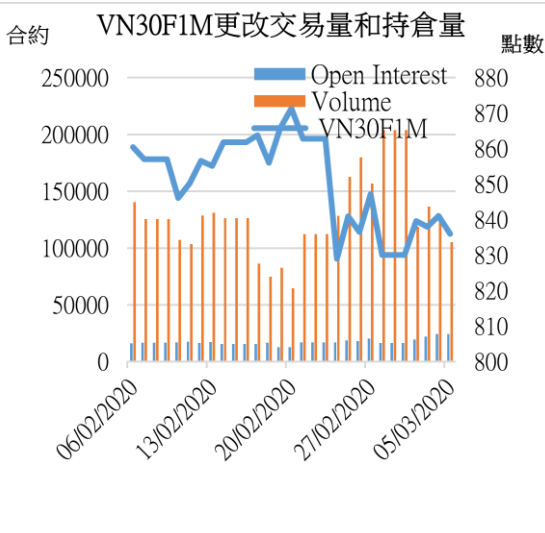
合約走勢

單位	收盤	+/-	成交量	到期日
VN30F2003	836.0	-5.1	105,182	19/03
VN30F2004	838.8	-3.6	346	16/04
VN30F2006	844.5	-5.5	111	18/06
VN30F2009	846.0	-0.6	30	17/09

源自：Bloomberg - YSVN



源自：Bloomberg - YSVN



源自：Bloomberg - YSVN

技術信號

- VN30F2003 在 848-850 點上限和 833-835 點的下限內橫盤整理。ATR 指標持續下跌，表明價格圖表正在短期累積中。同時，這仍然是以 Flat 橫盤波形從 816.6 點起上漲階段的積極累積期。833-835 點將為支撐位，對應於 Fibonacci Retracement 50% 和舊底部。
- 總觀，以 Elliott 波動理論，VN30F2003 預計將在 943-816.6 點結束以 A-B-C 形式的修正 Zig 形波動模式，並返回大的上漲波。若價格從 833-835 點反彈並突破 850-853 點，市場的漲勢將得到確認。

投資策略

- 當天策略 (Intraday)：因市場的趨勢仍為積極，投資者可考慮在 833-835 點開多頭，停損於 828 點，目標為 850 點。
- 主要短期趨勢策略 (Daily)：投資者繼續持有空頭，停損於 854.6 點。

趨勢	VN30F2003-Daily	VN30F2003-1H
短期	下跌	橫盤
支撐 1	820	833
支撐 2	782	825
阻力 1	870	848
阻力 2	910	855



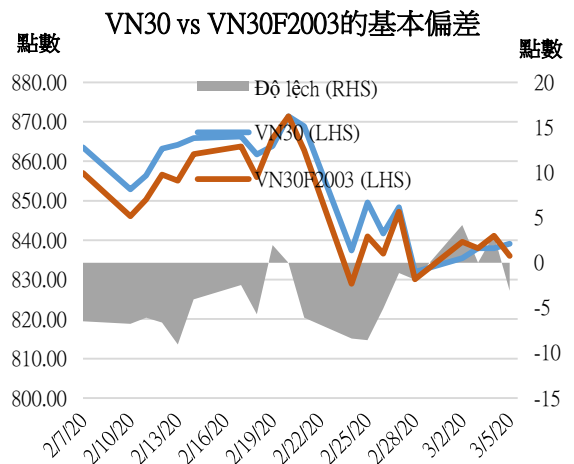
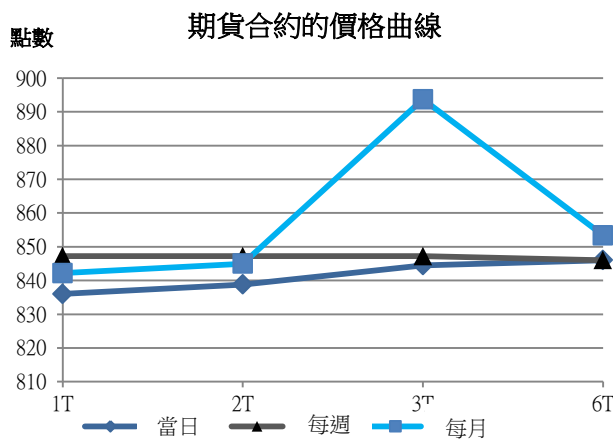
Pham Tan Phat
高級分析專員
Email: phat.pham@yuanta.com.vn
Phone: (084) 28 3622 6868 ext 3880



We Create Fortune

期貨合約

	收盤價	+/-	+/- %	成交量	+/- %	Fair Value	最後清算日	剩餘時間
	單位：點	點	%	合約		單位：點		日
VN30 Index	839.1	1.1	0.1%	0				
VN30F2003	836.0	-5.1	-0.6%	105,182	-14.71%	841	19/03/2020	14
VN30F2004	838.8	-3.6	-0.4%	346	50.43%	846	16/04/2020	41
VN30F2006	844.5	-5.5	-0.6%	111	105.56%	860	18/06/2020	104
VN30F2009	846.0	-0.6	-0.1%	30	57.89%	879	17/09/2020	195



上漲排名/ 前 5 檔	影響 點數	下跌排名/ 前 5 檔	影響 點數
VPB	1.63	TCB	-0.78
MSN	1.21	STB	-0.74
VJC	0.61	FPT	-0.67
VCB	0.57	EIB	-0.29
VHM	0.25	VNM	-0.23

股價上漲 前 5 檔	%	股價下跌 前 5 檔	%
MSN	3.88	ROS	-6.41
SSI	3.38	STB	-2.40
VPB	2.58	CTD	-1.90
POW	2.41	FPT	-1.62
VCB	1.71	EIB	-1.14

We Create Fortune

VN30 指數股票名單

股票代碼	企業名稱	產業	比重	收盤價	資本	PER	PBR	3 個月成交量	外資持股	52 週走高	52 週走低
		單位	%	VND	Tỷ VND	x	x	000 cp	%	VND	VND
BID	越南投資與發展商業股份銀行	金融	1.2%	46,650	187,627	19.5	2.5	890	18%	55,800	30,550
CTD	Coteccons 建築股份公司	工業	0.4%	67,200	5,127	7.6	0.6	145	47%	146,200	47,750
CTG	越南工商股份銀行	金融	1.4%	26,150	97,367	10.3	1.3	6,019	30%	28,450	19,500
BVH	Bao Viet (保越) 集團	金融	0.6%	55,200	40,976	33.8	2.1	197	29%	98,500	54,500
DPM	油氣化學原料 - 化肥股份公司	原材料	0.9%	50,300	59,898	14.4	2.6	265	13%	67,500	49,300
EIB	越南進出口貿易股份銀行	金融	2.9%	17,300	21,269	24.6	1.4	116	30%	19,100	15,350
FPT	FPT 發展投資工藝股份公司	CNTT	4.8%	54,600	37,034	12.9	2.6	1,480	49%	61,300	40,182
GAS	越南氣體總公司 - 股份公司	公用服務	1.2%	78,100	149,479	12.8	3.1	266	4%	114,900	75,100
GMD	Gemadep 運輸股份公司	工業	0.8%	10,200	23,887	9.6	0.9	1,984	13%	17,100	9,470
HDB	胡志明市發展商業股份銀行	金融	3.1%	28,000	26,954	7.6	1.4	1,529	24%	32,350	24,450
HPG	Hoa Phat (和發) 集團股份公司	原材料	6.0%	22,350	61,710	8.7	1.3	6,379	38%	27,385	20,300
MBB	軍隊貿易股份銀行	金融	4.7%	20,650	49,796	5.9	1.3	5,374	21%	23,900	18,611
MSN	Masan 集團股份公司	必需消費品	3.9%	50,900	59,499	10.7	1.4	1,224	38%	91,600	46,600
MWG	世界移動通信投資股份公司	非必需消費品	5.1%	105,500	47,814	12.2	3.8	675	49%	129,500	80,600
NVL	Nova 房地產投資集團股份公司	房地產	2.9%	53,900	52,258	15.2	2.3	419	6%	65,100	52,800
PNJ	Phu Nhuan (富潤) 珠寶股份公司	非必需消費品	2.4%	81,700	18,398	15.3	4.0	619	49%	92,500	71,000
REE	冷機電股份公司	工業	0.9%	32,200	9,984	6.1	1.0	666	49%	40,150	30,750
ROS	FLC Faros 建築股份公司	工業	0.3%	7,450	4,229	23.7	0.7	13,287	4%	34,800	7,000
SAB	Sai Gon (西貢) 飲料-酒-啤酒股份公司	必需消費品	1.9%	169,000	108,377	22.6	5.8	48	63%	291,000	162,000
SBT	Bien Hoa - Thanh Thanh Cong (邊和 - 成成功) 股份公司	必需消費品	0.9%	20,850	12,234	41.1	1.7	1,576	7%	22,700	15,400
SSI	SSI 西貢證券股份公司	金融	0.8%	16,800	8,703	9.4	0.9	1,589	54%	29,600	15,750
STB	西貢商信銀行 (sacombank)	金融	3.6%	12,200	22,005	9.0	0.8	6,352	12%	13,150	9,750
TCB	越南技商股份銀行 (Techcombank)	金融	8.2%	22,300	78,053	7.7	1.3	2,218	22%	27,550	19,900
VCB	越南外商貿易股份銀行	金融	4.0%	83,100	308,208	16.6	3.6	821	24%	95,000	61,900
VHM	Vinhomes 股份公司	房地產	4.9%	81,000	266,451	12.7	4.9	813	15%	102,300	76,300
VIC	Vingroup 集團股份公司	房地產	7.9%	105,600	357,185	46.6	4.7	493	15%	126,500	102,700
VJC	Vietjet 越捷航空股份公司	工業	5.2%	123,000	64,432	15.6	4.2	402	19%	148,800	107,300
VNM	越南牛奶股份公司	必需消費品	9.4%	104,500	181,974	19.1	6.6	902	59%	142,800	101,000
VPB	Viet Nam Thịnh Vuong (越南繁榮) 貿易股份銀行	金融	7.7%	27,850	67,891	8.3	1.6	3,016	23%	29,300	17,500
VRE	Vincom Retail 股份公司	房地產	1.9%	28,600	64,988	22.8	2.4	1,766	33%	39,950	27,950



We Create **Fortune**

元大證券（越南）公司

個人客戶分析部

Nguyễn Thế Minh

研究分析經理

+84 28 3622 6868 ext 3826

minh.nguyen@yuanta.com.vn

Lý Thị Hiền

研究分析主管

+84 28 3622 6868 ext 3908

hien.ly@yuanta.com.vn

Quách Đức Khánh

高級分析專員

+84 28 3622 6868 ext 3833

khanh.quach@yuanta.com.vn

Phạm Tấn Phát

高級分析專員

+84 28 3622 6868 ext 3880

phat.pham@yuanta.com.vn

Nguyễn Trịnh Ngọc Hồng

分析專員

+84 28 3622 6868 ext 3832

hong.nguyen@yuanta.com.vn

個人客戶業務部

Nguyễn Thanh Tùng

總公司業務經理

+84 28 3622 6868 ext 3609

tung.nguyen@yuanta.com.vn

Nguyễn Việt Quang

河內分行經理

+84 28 3622 6868 ext 3404

quang.nguyen@yuanta.com.vn

Võ Thị Thu Thủy

平陽分行經理

+84 28 3622 6868 ext 3505

thuy.vo@yuanta.com.vn

Nguyễn Mạnh Hoạt

堤岸分行經理

+84 28 3622 6868 ext 3847

hoat.nguyen@yuanta.com.vn

Bùi Quốc Phong

同奈分行經理

+84 28 3622 6868

phong.bui@yuanta.com.vn

Chung Kim Hoa

華人客戶部經理

+84 28 3622 6868 ext 3828

hoa.chung@yuanta.com.vn

Đinh Thị Thu Cúc

頭頓分行經理

+84 28 3622 6868 ext 3203

cuc.dinh@yuanta.com.vn

Võ Đình Tuấn

峴港分行經理

+84 28 3622 6868 ext 3301

tuun.vo@yuanta.com.vn

Nguyễn Đức Hoàn

河內南部營業中心經理

+84 28 3622 6868 ext 3409

hoan.nguyen@yuanta.com.vn



We Create **Fortune**

Appendix A: Important Disclosures

Analyst Certification

Each research analyst primarily responsible for the content of this research report, in whole or in part, certifies that with respect to each security or issuer that the analyst covered in this report: (1) all of the views expressed accurately reflect his or her personal views about those securities or issuers; and (2) no part of his or her compensation was, is, or will be, directly or indirectly, related to the specific recommendations or views expressed by that research analyst in the research report.

Ratings Definitions

BUY: We have a positive outlook on the stock based on our expected absolute or relative return over the investment period. Our thesis is based on our analysis of the company's outlook, financial performance, catalysts, valuation and risk profile. We recommend investors add to their position.

HOLD-Outperform: In our view, the stock's fundamentals are relatively more attractive than peers at the current price. Our thesis is based on our analysis of the company's outlook, financial performance, catalysts, valuation and risk profile.

HOLD-Underperform: In our view, the stock's fundamentals are relatively less attractive than peers at the current price. Our thesis is based on our analysis of the company's outlook, financial performance, catalysts, valuation and risk profile.

SELL: We have a negative outlook on the stock based on our expected absolute or relative return over the investment period. Our thesis is based on our analysis of the company's outlook, financial performance, catalysts, valuation and risk profile. We recommend investors reduce their position.

Under Review: We actively follow the company, although our estimates, rating and target price are under review.

Restricted: The rating and target price have been suspended temporarily to comply with applicable regulations and/or Yuanta policies.

Note: Yuanta research coverage with a Target Price is based on an investment period of 12 months. Greater China Discovery Series coverage does not have a formal 12 month Target Price and the recommendation is based on an investment period specified by the analyst in the report.

Global Disclaimer

© 2018 Yuanta. All rights reserved. The information in this report has been compiled from sources we believe to be reliable, but we do not hold ourselves responsible for its completeness or accuracy. It is not an offer to sell or solicitation of an offer to buy any securities. All opinions and estimates included in this report constitute our judgment as of this date and are subject to change without notice.

This report provides general information only. Neither the information nor any opinion expressed herein constitutes an offer or invitation to make an offer to buy or sell securities or other investments. This material is prepared for general circulation to clients and is not intended to provide tailored investment advice and does not take into account the individual financial situation and objectives of any specific person who may receive this report. Investors should seek financial advice regarding the appropriateness of investing in any securities, investments or investment strategies discussed or recommended in this report. The information contained in this report has been compiled from sources believed to be reliable but no representation or warranty, express or implied, is made as to its accuracy, completeness or correctness. This report is not (and should not be construed as) a solicitation to act as securities broker or dealer in any jurisdiction by any person or company that is not legally permitted to carry on such business in that jurisdiction.

Yuanta research is distributed in the United States only to Major U.S. Institutional Investors (as defined in Rule 15a-6 under the Securities Exchange Act of 1934, as amended and SEC staff interpretations thereof). All transactions by a US person in the securities mentioned in this report must be effected through a registered broker-dealer under Section 15 of the Securities Exchange Act of 1934, as amended. Yuanta research is distributed in Taiwan by Yuanta Securities Investment Consulting. Yuanta research is distributed in Hong Kong by Yuanta Securities (Hong Kong) Co. Limited, which is licensed in Hong Kong by the Securities and Futures Commission for regulated activities, including Type 4 regulated activity (advising on securities). In Hong Kong, this research report may not be redistributed, retransmitted or disclosed, in whole or in part or any form or manner, without the express written