

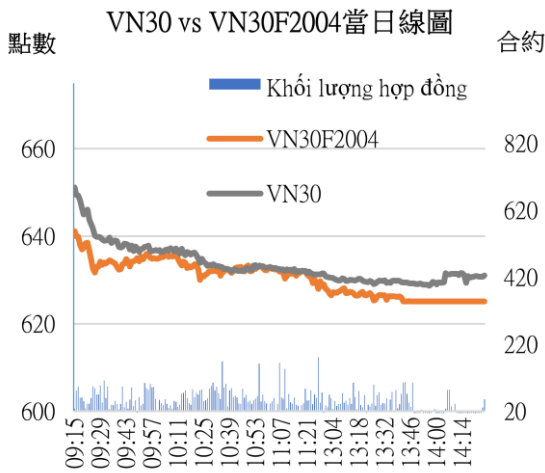
當日期貨市場：移動至 600-610 點

2020/03/23

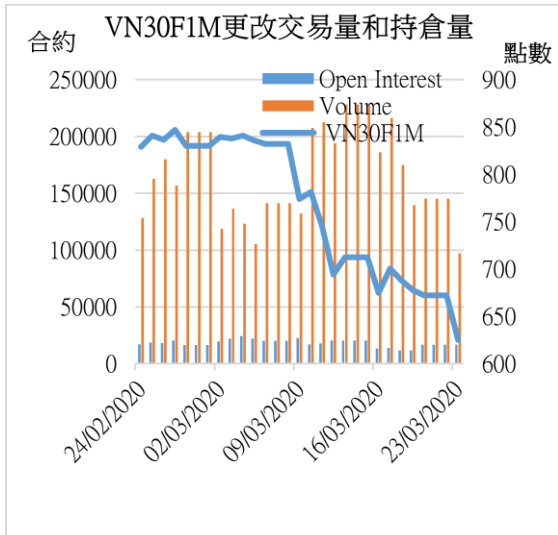
合約走勢

單位	收盤	+/-	成交量	到期日
VN30F2004	625.1	-47.0	97,093	16/04
VN30F2005	621.7	-46.7	351	21/05
VN30F2006	620.8	-46.7	208	18/06
VN30F2009	622.3	-46.8	108	17/09

源自：Bloomberg - YSVN



源自：Bloomberg - YSVN



源自：Bloomberg - YSVN

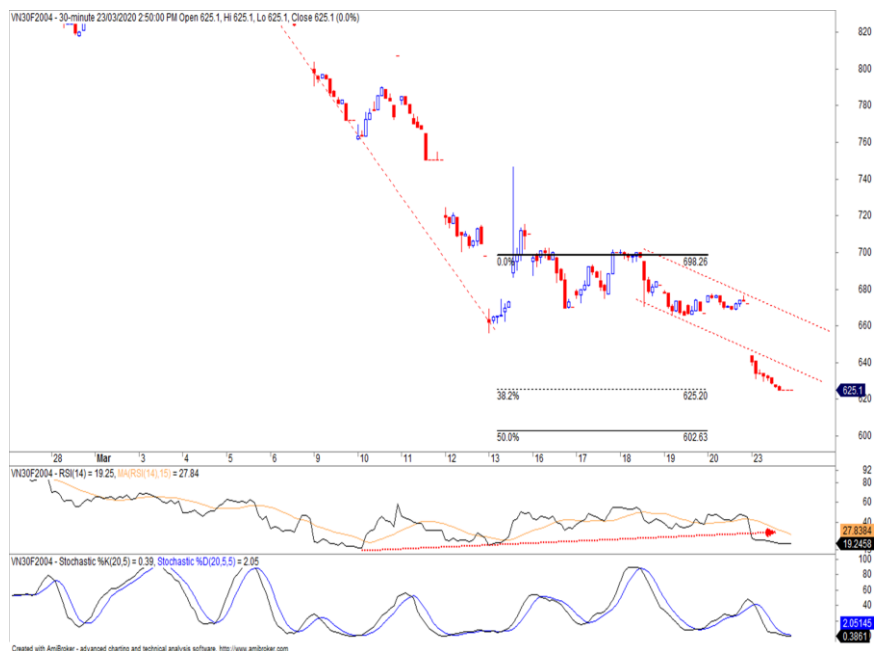
技術信號

- VN30F2004 的圖表跌破了 656 點的短期底部並跌停。因此，VN30F2004 仍可能繼續在 600-610 的支撐位下跌的慣性，相當於 Fibonacci Projection 38.2-50%。
- 同時，RSI 指標深跌至超賣區域並大幅收縮，而 MACD 也形成看漲背離時，預計 VN30F2004 可能會從該區域出現恢復跨度。
- 根據 Elliott 波動圖，VN30F2004 處於從 847 點下跌趨勢的第 5 波的最後階段，潛在支撐位為 600-610 點。

投資策略

- 當天策略 (Intraday)：在目前的劇烈波動下，投資者應保持謹慎。當合約從 605-610 點反彈，可考慮開多頭，停損於 603 點和目標為 630 點。
- 主要短期趨勢策略 (Daily)：投資者等待 VN30F2004 中的新信號。

趨勢	VN30F2004-Daily	VN30F2004-30M
短期	下跌	橫盤
支撐 1	610	615
支撐 2	590	610
阻力 1	750	632
阻力 2	800	635



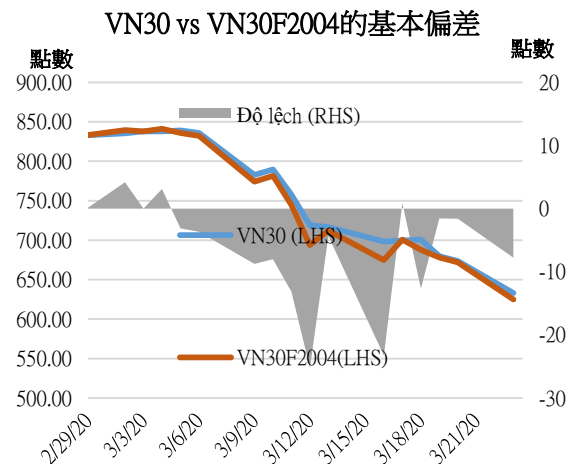
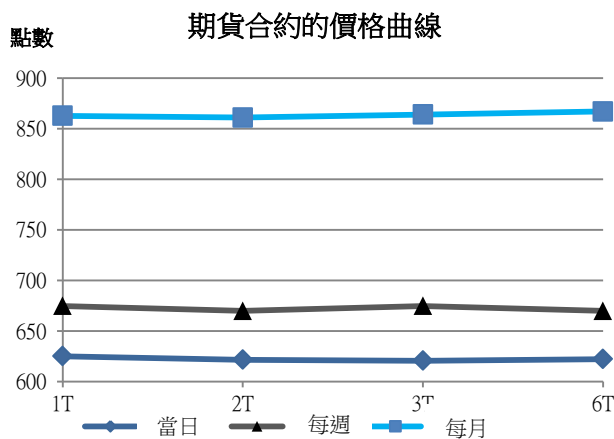
Pham Tan Phat  
高級分析專員  
Email: [phat.pham@yuanta.com.vn](mailto:phat.pham@yuanta.com.vn)  
Phone: (084) 28 3622 6868 ext 3880



We Create Fortune

期貨合約

	收盤價	+/-	+/- %	成交量	+/- %	Fair Value	最後清算日	剩餘時間
	單位：點	點	%	合約		單位：點		日
VN30 Index	632.9	-40.8	-6.1%	0				
VN30F2004	625.1	-47.0	-7.0%	97,093	-33.20%	635	16/04/2020	26
VN30F2005	621.7	-46.7	-7.0%	351		641	21/05/2020	60
VN30F2006	620.8	-46.7	-7.0%	208	35.95%	645	18/06/2020	88
VN30F2009	622.3	-46.8	-7.0%	108	18.68%	660	17/09/2020	179



上漲排名/ 前 5 檔	影響 點數	下跌排名/ 前 5 檔	影響 點數
NVL	0.45	VNM	-4.74
EIB	0.07	TCB	-3.72
MSN	0.00	VIC	-3.58
ROS	-0.13	VPB	-3.37
CTD	-0.17	HPG	-2.94

股價上漲 前 5 檔	%	股價下跌 前 5 檔	%
NVL	1.96	VNM	-7.00
EIB	0.31	MWG	-6.99
MSN	0.00	VCB	-6.99
SBT	-6.80	VIC	-6.99
CTG	-6.82	HPG	-6.99

We Create Fortune

**VN30 指數股票名單**

股票代碼	企業名稱	產業	比重	收盤價	資本	PER	PBR	3 個月成交量	外資持股	52 週走高	52 週走低
		單位	%	VND	Tỷ VND	x	x	000 cp	%	VND	VND
BID	越南投資與發展商業股份銀行	金融	1.1%	30,800	123,878	13.0	1.7	1,033	18%	55,800	30,550
CTD	Coteccons 建築股份公司	工業	0.4%	50,100	3,822	5.7	0.5	184	47%	146,200	47,750
CTG	越南工商股份銀行	金融	1.3%	18,450	68,697	7.3	0.9	7,194	30%	28,450	18,450
BVH	Bao Viet (保越) 集團	金融	0.5%	32,300	23,977	19.8	1.3	246	29%	97,400	32,300
DPM	油氣化學原料 - 化肥股份公司	原材料	0.9%	37,800	45,013	10.8	2.0	338	13%	67,500	35,400
EIB	越南進出口貿易股份銀行	金融	3.6%	16,000	19,671	22.7	1.2	173	30%	19,100	14,850
FPT	FPT 發展投資工藝股份公司	CNTT	5.2%	44,400	30,115	9.6	2.2	1,730	49%	61,300	40,182
GAS	越南氣體總公司 - 股份公司	公用服務	1.1%	53,900	103,162	8.8	2.1	366	4%	114,900	53,900
GMD	Gemadep 運輸股份公司	工業	0.8%	7,870	18,431	7.4	0.7	2,485	12%	16,400	7,810
HDB	胡志明市發展商業股份銀行	金融	2.8%	19,450	18,723	5.3	1.0	1,659	23%	30,700	19,450
HPG	Hoa Phat (和發) 集團股份公司	原材料	6.2%	17,300	47,767	6.7	1.0	6,862	38%	26,462	17,300
MBB	軍隊貿易股份銀行	金融	4.5%	14,900	35,930	4.3	0.9	6,172	24%	23,900	14,900
MSN	Masan 集團股份公司	必需消費品	5.0%	49,200	57,512	10.3	1.3	1,479	37%	91,600	46,400
MWG	世界移動通信投資股份公司	非必需消費品	4.6%	71,800	32,540	8.3	2.6	842	49%	129,500	71,600
NVL	Nova 房地產投資集團股份公司	房地產	3.7%	52,000	50,416	14.6	2.3	494	6%	65,100	49,100
PNJ	Phu Nhuan (富潤) 珠寶股份公司	非必需消費品	2.0%	51,200	11,530	9.5	2.5	731	49%	92,500	51,200
REE	冷機電股份公司	工業	1.0%	27,750	8,604	5.2	0.8	747	49%	40,150	26,250
ROS	FLC Faros 建築股份公司	工業	0.3%	4,880	2,770	15.5	0.5	8,254	4%	34,800	4,630
SAB	Sai Gon (西貢) 飲料-酒-啤酒股份公司	必需消費品	1.8%	117,200	75,158	15.7	4.0	54	63%	291,000	117,200
SBT	Bien Hoa - Thanh Thanh Cong (邊和 - 成成功) 股份公司	必需消費品	0.8%	13,700	8,038	27.0	1.1	1,873	7%	22,700	13,700
SSI	SSI 西貢證券股份公司	金融	0.9%	12,900	6,683	7.2	0.7	2,048	52%	28,050	12,700
STB	西貢商信銀行 (sacombank)	金融	3.5%	9,120	16,449	6.7	0.6	8,601	12%	12,700	9,120
TCB	越南技商股份銀行 (Techcombank)	金融	7.9%	16,150	56,527	5.6	0.9	2,680	22%	25,900	16,150
VCB	越南外商貿易股份銀行	金融	3.7%	57,200	212,148	11.4	2.6	999	24%	95,000	57,200
VHM	Vinhomes 股份公司	房地產	4.8%	59,400	195,397	9.3	3.6	739	15%	102,300	59,400
VIC	Vingroup 集團股份公司	房地產	7.6%	76,800	259,771	33.9	3.4	610	15%	126,500	76,800
VJC	Vietjet 越捷航空股份公司	工業	5.4%	95,800	50,184	12.1	3.3	417	19%	148,800	94,000
VNM	越南牛奶股份公司	必需消費品	10.0%	83,700	145,753	15.3	5.3	1,082	59%	139,900	83,700
VPB	Viet Nam Thịnh Vuong (越南繁榮) 貿易股份銀行	金融	7.2%	19,600	47,780	5.8	1.1	3,667	23%	29,300	17,500
VRE	Vincom Retail 股份公司	房地產	1.7%	19,000	43,174	15.2	1.6	1,466	32%	37,950	19,000



We Create **Fortune**

## 元大證券（越南）公司

### 個人客戶分析部

**Nguyễn Thế Minh**

研究分析經理

+84 28 3622 6868 ext 3826

minh.nguyen@yuanta.com.vn

**Quách Đức Khánh**

高級分析專員

+84 28 3622 6868 ext 3833

khanh.quach@yuanta.com.vn

**Nguyễn Trịnh Ngọc Hồng**

分析專員

+84 28 3622 6868 ext 3832

hong.nguyen@yuanta.com.vn

**Lý Thị Hiên**

研究分析主管

+84 28 3622 6868 ext 3908

hien.ly@yuanta.com.vn

**Phạm Tấn Phát**

高級分析專員

+84 28 3622 6868 ext 3880

phat.pham@yuanta.com.vn

### 個人客戶業務部

**Nguyễn Thanh Tùng**

總公司業務經理

+84 28 3622 6868 ext 3609

tung.nguyen@yuanta.com.vn

**Nguyễn Việt Quang**

河內分行經理

+84 28 3622 6868 ext 3404

quang.nguyen@yuanta.com.vn

**Bùi Quốc Phong**

同奈分行經理

+84 28 3622 6868

phong.bui@yuanta.com.vn

**Võ Đình Tuấn**

峴港分行經理

+84 28 3622 6868 ext 3301

[tuun.vo@yuanta.com.vn](mailto:tuun.vo@yuanta.com.vn)

**Võ Thị Thu Thủy**

平陽分行經理

+84 28 3622 6868 ext 3505

thuy.vo@yuanta.com.vn

**Chung Kim Hoa**

華人客戶部經理

+84 28 3622 6868 ext 3828

hoa.chung@yuanta.com.vn

**Nguyễn Đức Hoàn**

河內南部營業中心經理

+84 28 3622 6868 ext 3409

hoan.nguyen@yuanta.com.vn

**Nguyễn Mạnh Hoạt**

堤岸分行經理

+84 28 3622 6868 ext 3847

hoat.nguyen@yuanta.com.vn

**Đinh Thị Thu Cúc**

頭頓分行經理

+84 28 3622 6868 ext 3203

cuc.dinh@yuanta.com.vn



We Create **Fortune**

## Appendix A: Important Disclosures

### Analyst Certification

Each research analyst primarily responsible for the content of this research report, in whole or in part, certifies that with respect to each security or issuer that the analyst covered in this report: (1) all of the views expressed accurately reflect his or her personal views about those securities or issuers; and (2) no part of his or her compensation was, is, or will be, directly or indirectly, related to the specific recommendations or views expressed by that research analyst in the research report.

### Ratings Definitions

**BUY:** We have a positive outlook on the stock based on our expected absolute or relative return over the investment period. Our thesis is based on our analysis of the company's outlook, financial performance, catalysts, valuation and risk profile. We recommend investors add to their position.

**HOLD-Outperform:** In our view, the stock's fundamentals are relatively more attractive than peers at the current price. Our thesis is based on our analysis of the company's outlook, financial performance, catalysts, valuation and risk profile.

**HOLD-Underperform:** In our view, the stock's fundamentals are relatively less attractive than peers at the current price. Our thesis is based on our analysis of the company's outlook, financial performance, catalysts, valuation and risk profile.

**SELL:** We have a negative outlook on the stock based on our expected absolute or relative return over the investment period. Our thesis is based on our analysis of the company's outlook, financial performance, catalysts, valuation and risk profile. We recommend investors reduce their position.

**Under Review:** We actively follow the company, although our estimates, rating and target price are under review.

**Restricted:** The rating and target price have been suspended temporarily to comply with applicable regulations and/or Yuanta policies.

Note: Yuanta research coverage with a Target Price is based on an investment period of 12 months. Greater China Discovery Series coverage does not have a formal 12 month Target Price and the recommendation is based on an investment period specified by the analyst in the report.

### Global Disclaimer

© 2018 Yuanta. All rights reserved. The information in this report has been compiled from sources we believe to be reliable, but we do not hold ourselves responsible for its completeness or accuracy. It is not an offer to sell or solicitation of an offer to buy any securities. All opinions and estimates included in this report constitute our judgment as of this date and are subject to change without notice.

This report provides general information only. Neither the information nor any opinion expressed herein constitutes an offer or invitation to make an offer to buy or sell securities or other investments. This material is prepared for general circulation to clients and is not intended to provide tailored investment advice and does not take into account the individual financial situation and objectives of any specific person who may receive this report. Investors should seek financial advice regarding the appropriateness of investing in any securities, investments or investment strategies discussed or recommended in this report. The information contained in this report has been compiled from sources believed to be reliable but no representation or warranty, express or implied, is made as to its accuracy, completeness or correctness. This report is not (and should not be construed as) a solicitation to act as securities broker or dealer in any jurisdiction by any person or company that is not legally permitted to carry on such business in that jurisdiction.

Yuanta research is distributed in the United States only to Major U.S. Institutional Investors (as defined in Rule 15a-6 under the Securities Exchange Act of 1934, as amended and SEC staff interpretations thereof). All transactions by a US person in the securities mentioned in this report must be effected through a registered broker-dealer under Section 15 of the Securities Exchange Act of 1934, as amended. Yuanta research is distributed in Taiwan by Yuanta Securities Investment Consulting. Yuanta research is distributed in Hong Kong by Yuanta Securities (Hong Kong) Co. Limited, which is licensed in Hong Kong by the Securities and Futures Commission for regulated activities, including Type 4 regulated activity (advising on securities). In Hong Kong, this research report may not be redistributed, retransmitted or disclosed, in whole or in part or any form or manner, without the express written