

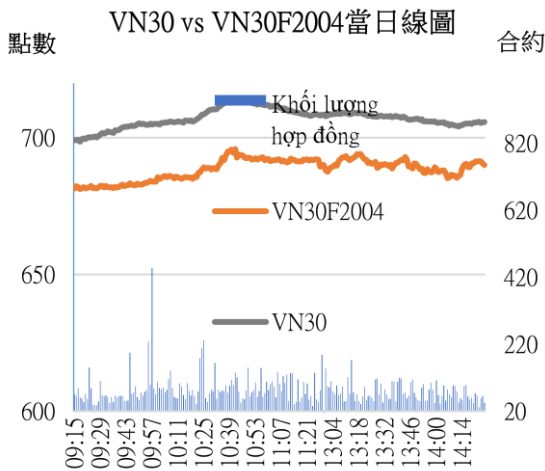
當日期貨市場：漲勢正在減弱

2020/04/13

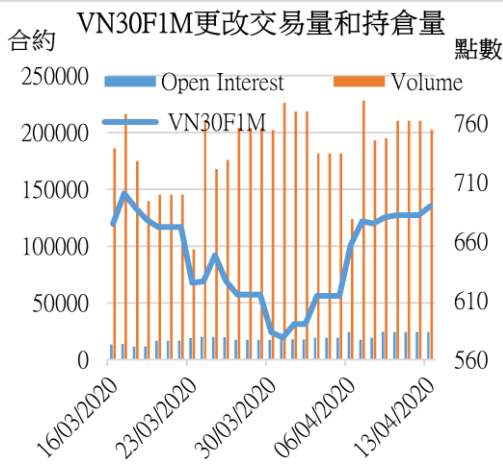
合約走勢

單位	收盤	+/-	成交量	到期日
VN30F2004	689.7	7.7	202,584	16/04
VN30F2005	679.7	4.2	7605	21/05
VN30F2006	674.9	2.6	144	18/06
VN30F2009	675.0	2.0	74	17/09

源自：Bloomberg - YSVN



源自：Bloomberg - YSVN



源自：Bloomberg - YSVN

技術信號

- VN30F2004 繼續保持上漲趨勢，但漲勢正在減弱，因價格圖表以 Rising Wedge 模型上漲。同時，RSI 指標也已形成看跌背離，並在 1H 幀中維持在 70 以下的弱勢。BBW 指標下跌並已跌至自 2020 年 4 月初以來最低值，這意味著價格上漲的波動已減弱。預測，VN30F2004 預計將漲至 697-699 點，但也可能會從該區域急劇下跌。
- 根據 Elliott 波動理論，VN30F2004 處於從 560 點的底部開始上漲的第五波中，700-710 點將是一個強大的阻力位，並且可能從該區域進行修正。

投資策略

- 當天策略 (Intraday)：投資者可應用先開多頭，再開空頭的戰略。具體來說，在 688-689 點開多頭，停損於 684.5 點，目標為 697 點。當價格在 698-700 點遇到阻力就開空頭，停損於 703 點並目標為 684 點。
- 主要短期趨勢策略 (Daily)：投資者考慮繼續持有多頭，建議停損於 633.3 點，最近的阻力位為 700-710 點。

趨勢	VN30F2004-Daily	VN30F2004-1H
短期	上漲	上漲
支撐 1	657	685
支撐 2	615	670
阻力 1	700	698
阻力 2	800	700



Pham Tan Phat
高級分析專員
Email: phat.pham@yuanta.com.vn
Phone: (084) 28 3622 6868 ext 3880

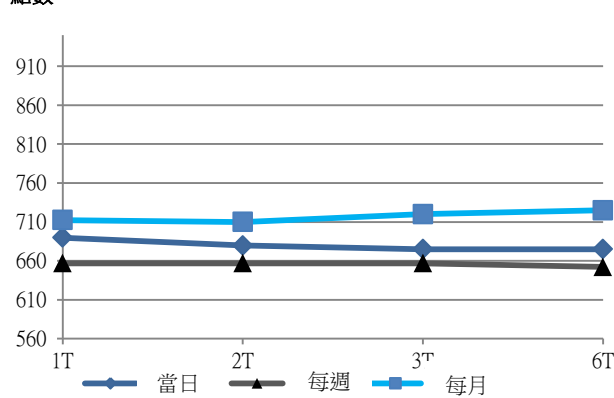


We Create Fortune

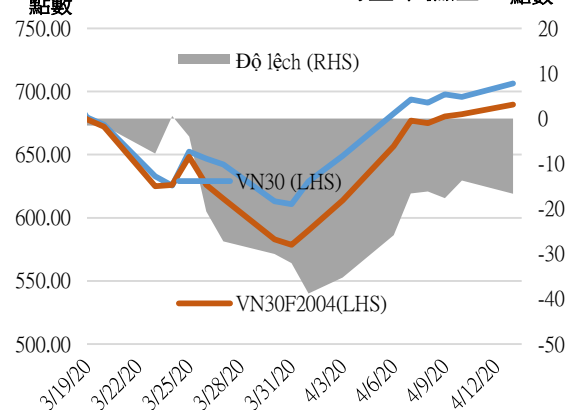
期貨合約

	收盤價	+/-	+/- %	成交量	+/- %	Fair Value	最後清算日	剩餘時間
	單位：點	點	%	合約		單位：點		日
VN30 Index	706.4	10.6	1.5%	0				
VN30F2004	689.7	7.7	1.1%	202,584	-3.64%	705	16/04/2020	5
VN30F2005	679.7	4.2	0.6%	7,605	154.52%	711	21/05/2020	39
VN30F2006	674.9	2.6	0.4%	144	7.46%	716	18/06/2020	67
VN30F2009	675.0	2.0	0.3%	74	-76.36%	733	17/09/2020	158

期貨合約的價格曲線



VN30 vs VN30F2004的基本偏差



上漲排名/ 前 5 檔	影響 點數	下跌排名/ 前 5 檔	影響 點數
VPB	3.02	MSN	-1.34
VJC	2.35	VNM	-0.38
TCB	1.39	SSI	-0.07
MWG	1.32	PLX	-0.06
HPG	1.24	ROS	-0.01

股價上漲 前 5 檔	%	股價下跌 前 5 檔	%
VPB	6.97	MSN	-3.49
VRE	6.93	SSI	-1.13
VJC	6.05	PLX	-0.98
MWG	4.60	VNM	-0.50
SBT	3.70	ROS	-0.49

We Create Fortune

VN30 指數股票名單

股票代碼	企業名稱	產業	比重	收盤價	資本	PER	PBR	3 個月成交量	外資持股	52 週走高	52 週走低
		單位	%	VND	Tỷ VND	x	x	000 cp	%	VND	VND
BID	越南投資與發展商業股份銀行	金融	1.2%	37,150	149,418	15.7	2.0	1,157	18%	55,800	29,500
CTD	Coteccons 建築股份公司	工業	0.4%	53,500	4,082	6.0	0.5	199	46%	125,000	44,000
CTG	越南工商股份銀行	金融	1.3%	19,600	72,979	7.7	1.0	7,851	30%	28,450	16,600
BVH	Bao Viet (保越) 集團	金融	0.6%	46,250	34,332	28.3	1.8	396	29%	92,900	32,300
DPM	油氣化學原料 - 化肥股份公司	原材料	0.8%	40,350	48,049	11.5	2.1	514	13%	67,500	35,100
EIB	越南進出口貿易股份銀行	金融	3.1%	15,200	18,687	21.6	1.2	262	30%	19,100	14,000
FPT	FPT 發展投資工藝股份公司	CNTT	4.9%	46,500	31,698	10.0	2.3	1,948	49%	61,300	40,100
GAS	越南氣體總公司 - 股份公司	公用服務	1.3%	68,000	130,149	11.2	2.7	509	3%	114,900	53,900
GMD	Gemadep 運輸股份公司	工業	0.8%	8,800	20,608	8.6	0.8	3,079	12%	16,400	6,850
HDB	胡志明市發展商業股份銀行	金融	2.6%	20,200	19,512	5.5	1.0	1,708	22%	30,100	16,100
HPG	Hoa Phat (和發) 集團股份公司	原材料	6.2%	19,350	53,427	7.5	1.1	7,932	36%	26,462	15,250
MBB	軍隊貿易股份銀行	金融	4.4%	15,750	37,980	4.5	1.0	7,190	23%	23,900	13,150
MSN	Masan 集團股份公司	必需消費品	5.2%	58,100	67,916	12.2	1.6	1,831	36%	91,600	46,400
MWG	世界移動通信投資股份公司	非必需消費品	4.3%	75,000	33,961	8.7	2.7	1,168	49%	129,500	56,300
NVL	Nova 房地產投資集團股份公司	房地產	3.4%	52,000	50,416	14.6	2.3	524	6%	65,100	49,100
PNJ	Phu Nhuan (富潤) 珠寶股份公司	非必需消費品	2.0%	57,600	12,971	10.7	2.8	801	49%	92,500	45,000
REE	冷機電股份公司	工業	1.0%	30,400	9,426	5.8	0.9	720	49%	40,150	26,100
ROS	FLC Faros 建築股份公司	工業	0.2%	4,080	2,316	13.0	0.4	8,910	2%	34,800	3,040
SAB	Sai Gon (西貢) 飲料-酒-啤酒股份公司	必需消費品	1.9%	141,000	90,421	18.9	4.8	66	63%	291,000	111,500
SBT	Bien Hoa - Thanh Thanh Cong (邊和 - 成成功) 股份公司	必需消費品	0.7%	14,000	8,214	27.6	1.2	1,966	6%	22,700	11,600
SSI	SSI 西貢證券股份公司	金融	0.9%	13,150	7,902	8.5	0.8	3,004	52%	23,276	9,569
STB	西貢商信銀行 (sacombank)	金融	3.1%	9,040	16,305	6.6	0.6	10,639	11%	12,700	7,120
TCB	越南技商股份銀行 (Techcombank)	金融	7.5%	17,200	60,202	6.0	1.0	2,927	22%	25,500	14,000
VCB	越南外商貿易股份銀行	金融	4.0%	70,800	262,589	14.2	3.2	1,245	24%	95,000	56,600
VHM	Vinhomes 股份公司	房地產	4.8%	67,300	221,384	10.3	3.9	820	15%	102,300	52,000
VIC	Vingroup 集團股份公司	房地產	8.5%	96,000	324,713	41.6	4.2	815	14%	126,500	68,000
VJC	Vietjet 越捷航空股份公司	工業	5.8%	115,700	60,608	14.7	4.0	386	19%	148,800	93,200
VNM	越南牛奶股份公司	必需消費品	10.5%	99,100	172,571	18.1	6.3	1,359	59%	137,600	83,700
VPB	Viet Nam Thịnh Vuong (越南繁榮) 貿易股份銀行	金融	6.6%	19,950	48,633	5.9	1.2	4,105	23%	29,300	16,000
VRE	Vincom Retail 股份公司	房地產	2.0%	25,450	57,831	20.8	2.1	2,080	32%	37,950	16,900



We Create **Fortune**

元大證券（越南）公司

個人客戶分析部

Nguyễn Thế Minh

研究分析經理

+84 28 3622 6868 ext 3826

minh.nguyen@yuanta.com.vn

Lý Thị Hiền

研究分析主管

+84 28 3622 6868 ext 3908

hien.ly@yuanta.com.vn

Quách Đức Khánh

高級分析專員

+84 28 3622 6868 ext 3833

khanh.quach@yuanta.com.vn

Phạm Tấn Phát

高級分析專員

+84 28 3622 6868 ext 3880

phat.pham@yuanta.com.vn

Nguyễn Trịnh Ngọc Hồng

分析專員

+84 28 3622 6868 ext 3832

hong.nguyen@yuanta.com.vn

個人客戶業務部

Nguyễn Thanh Tùng

總公司業務經理

+84 28 3622 6868 ext 3609

tung.nguyen@yuanta.com.vn

Nguyễn Việt Quang

河內分行經理

+84 28 3622 6868 ext 3404

quang.nguyen@yuanta.com.vn

Võ Thị Thu Thủy

平陽分行經理

+84 28 3622 6868 ext 3505

thuy.vo@yuanta.com.vn

Nguyễn Mạnh Hoạt

堤岸分行經理

+84 28 3622 6868 ext 3847

hoat.nguyen@yuanta.com.vn

Bùi Quốc Phong

同奈分行經理

+84 28 3622 6868

phong.bui@yuanta.com.vn

Chung Kim Hoa

華人客戶部經理

+84 28 3622 6868 ext 3828

hoa.chung@yuanta.com.vn

Đinh Thị Thu Cúc

頭頓分行經理

+84 28 3622 6868 ext 3203

cuc.dinh@yuanta.com.vn

Võ Đình Tuấn

峴港分行經理

+84 28 3622 6868 ext 3301

tuun.vo@yuanta.com.vn

Nguyễn Đức Hoàn

河內南部營業中心經理

+84 28 3622 6868 ext 3409

hoan.nguyen@yuanta.com.vn



We Create **Fortune**

Appendix A: Important Disclosures

Analyst Certification

Each research analyst primarily responsible for the content of this research report, in whole or in part, certifies that with respect to each security or issuer that the analyst covered in this report: (1) all of the views expressed accurately reflect his or her personal views about those securities or issuers; and (2) no part of his or her compensation was, is, or will be, directly or indirectly, related to the specific recommendations or views expressed by that research analyst in the research report.

Ratings Definitions

BUY: We have a positive outlook on the stock based on our expected absolute or relative return over the investment period. Our thesis is based on our analysis of the company's outlook, financial performance, catalysts, valuation and risk profile. We recommend investors add to their position.

HOLD-Outperform: In our view, the stock's fundamentals are relatively more attractive than peers at the current price. Our thesis is based on our analysis of the company's outlook, financial performance, catalysts, valuation and risk profile.

HOLD-Underperform: In our view, the stock's fundamentals are relatively less attractive than peers at the current price. Our thesis is based on our analysis of the company's outlook, financial performance, catalysts, valuation and risk profile.

SELL: We have a negative outlook on the stock based on our expected absolute or relative return over the investment period. Our thesis is based on our analysis of the company's outlook, financial performance, catalysts, valuation and risk profile. We recommend investors reduce their position.

Under Review: We actively follow the company, although our estimates, rating and target price are under review.

Restricted: The rating and target price have been suspended temporarily to comply with applicable regulations and/or Yuanta policies.

Note: Yuanta research coverage with a Target Price is based on an investment period of 12 months. Greater China Discovery Series coverage does not have a formal 12 month Target Price and the recommendation is based on an investment period specified by the analyst in the report.

Global Disclaimer

© 2018 Yuanta. All rights reserved. The information in this report has been compiled from sources we believe to be reliable, but we do not hold ourselves responsible for its completeness or accuracy. It is not an offer to sell or solicitation of an offer to buy any securities. All opinions and estimates included in this report constitute our judgment as of this date and are subject to change without notice.

This report provides general information only. Neither the information nor any opinion expressed herein constitutes an offer or invitation to make an offer to buy or sell securities or other investments. This material is prepared for general circulation to clients and is not intended to provide tailored investment advice and does not take into account the individual financial situation and objectives of any specific person who may receive this report. Investors should seek financial advice regarding the appropriateness of investing in any securities, investments or investment strategies discussed or recommended in this report. The information contained in this report has been compiled from sources believed to be reliable but no representation or warranty, express or implied, is made as to its accuracy, completeness or correctness. This report is not (and should not be construed as) a solicitation to act as securities broker or dealer in any jurisdiction by any person or company that is not legally permitted to carry on such business in that jurisdiction.

Yuanta research is distributed in the United States only to Major U.S. Institutional Investors (as defined in Rule 15a-6 under the Securities Exchange Act of 1934, as amended and SEC staff interpretations thereof). All transactions by a US person in the securities mentioned in this report must be effected through a registered broker-dealer under Section 15 of the Securities Exchange Act of 1934, as amended. Yuanta research is distributed in Taiwan by Yuanta Securities Investment Consulting. Yuanta research is distributed in Hong Kong by Yuanta Securities (Hong Kong) Co. Limited, which is licensed in Hong Kong by the Securities and Futures Commission for regulated activities, including Type 4 regulated activity (advising on securities). In Hong Kong, this research report may not be redistributed, retransmitted or disclosed, in whole or in part or any form or manner, without the express written