

當日期貨市場：難以突破 705-707 點的阻力位

2020/05/04

合約走勢

單位	收盤	+/-	成交量	到期日
VN30F2005	702.5	8.5	223,231	21/05
VN30F2006	694.0	8.7	558	18/06
VN30F2009	689.0	5.1	91	17/09
VN30F2012	688.1	5.1	56	17/12

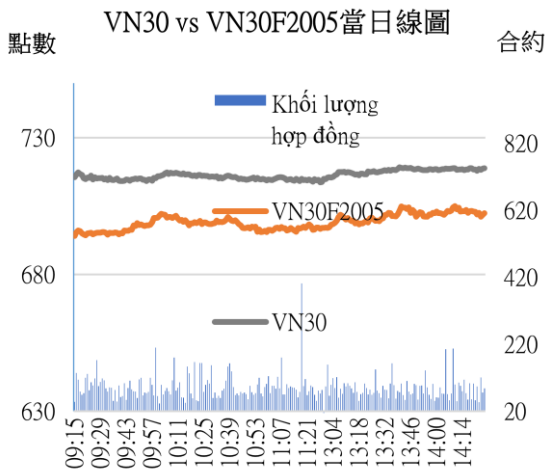
源自：Bloomberg - YSVN

技術信號

- VN30F2005 繼續橫盤的走勢，價格在 705-707 點重新測試了強勁的阻力位，對應於下跌趨勢線。日本蠟燭圖有一個長長的上影線，表明價格在該區域仍遇到阻力的壓力。同時，價格趨於下一個頂部低於前一個，因此當價格從 705-707 點的阻力位轉弱時，可能會形成下跌趨勢的風險將繼續存在。
- 最近的支撐位是 685 點，和 642-660 點，相當於 50-61.8 %Fibonacci Retracement。

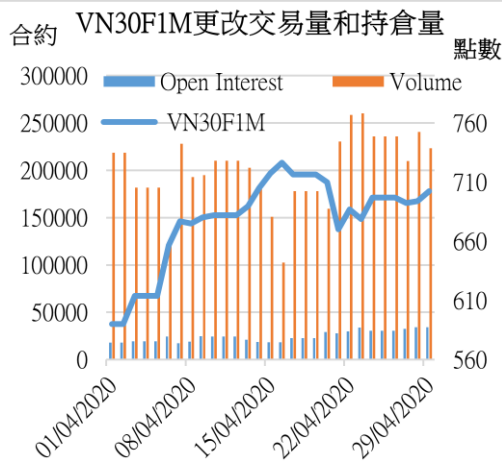
投資策略

- 當天策略 (Intraday)：投資者可在當價格在 703-705 點遇到阻力時開空頭，停損在 708 點，支撐位為 685 點。投資者繼續持有空頭，當價格跌破 685 點，下一個目標將為 660 點。
- 主要短期趨勢策略 (Daily)：投資者考慮持有空頭，停損於 714.6 點。



源自：Bloomberg - YSVN

趨勢	VN30F2005-Daily	VN30F2005-1H
短期	橫盤	下跌
支撐 1	660	685
支撐 2	640	660
阻力 1	720	704
阻力 2	800	710



源自：Bloomberg - YSVN



Pham Tan Phat  
高級分析專員  
Email: [phat.pham@yuanta.com.vn](mailto:phat.pham@yuanta.com.vn)  
Phone: (084) 28 3622 6868 ext 3880

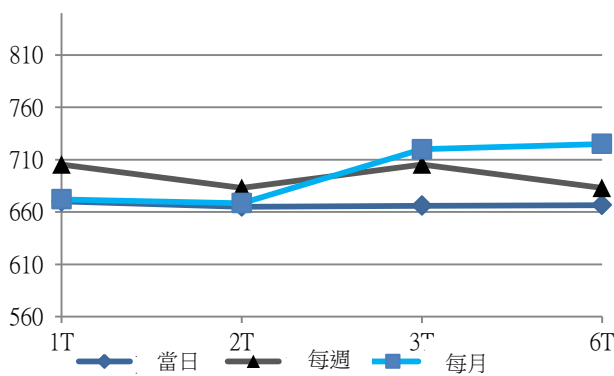


We Create Fortune

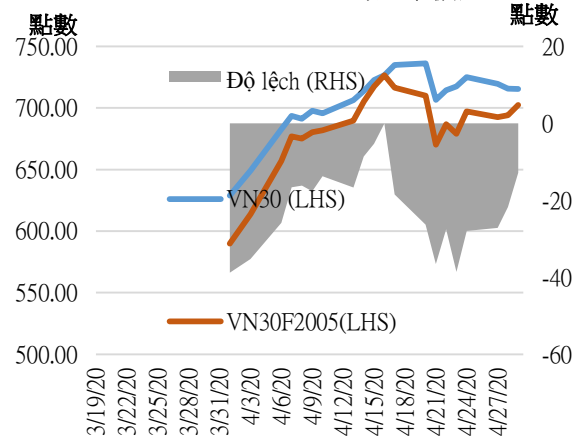
期貨合約

	收盤價	+/-	+/- %	成交量	+/- %	Fair Value	最後清算日	剩餘時間
	單位：點	點	%	合約		單位：點		日
VN30 Index	715.3	-0.4	-0.1%	0				
VN30F2005	702.5	8.5	1.2%	223,231	-7.24%	717	21/05/2020	20
VN30F2006	694.0	8.7	1.3%	558	-2.28%	722	18/06/2020	47
VN30F2009	689.0	5.1	0.7%	91	-9.90%	738	17/09/2020	138
VN30F2012	688.1	5.1	0.7%	56	-30.00%	755	17/12/2020	229

期貨合約的價格曲線



VN30 vs VN30F2005的基本偏差



上漲排名/ 前 5 檔	影響 點數	下跌排名/ 前 5 檔	影響 點數
VJC	0.93	VPB	-1.16
CTG	0.43	VNM	-1.13
VCB	0.40	SAB	-0.67
MWG	0.32	MSN	-0.57
TCB	0.31	VHM	-0.51

股價上漲 前 5 檔	%	股價下跌 前 5 檔	%
CTG	4.99	SAB	-4.12
POW	2.43	VPB	-2.38
VJC	2.30	CTD	-1.72
VRE	1.54	VHM	-1.55
PLX	1.51	MSN	-1.51

We Create Fortune

**VN30 指數股票名單**

股票代碼	企業名稱	產業	比重	收盤價	資本	PER	PBR	3 個月成交量	外資持股	52 週走高	52 週走低
		單位	%	VND	Tỷ VND	x	x	000 cp	%	VND	VND
BID	越南投資與發展商業股份銀行	金融	1.1%	34,700	139,564	14.7	1.9	1,190	18%	55,800	29,500
CTD	Coteccons 建築股份公司	工業	0.4%	57,400	4,379	7.1	0.5	221	46%	121,500	44,000
CTG	越南工商股份銀行	金融	1.2%	18,800	70,000	7.4	0.9	7,702	30%	28,450	16,600
BVH	Bao Viet (保越) 集團	金融	0.6%	45,600	33,850	27.9	1.8	451	29%	92,000	32,300
PLX	越南油氣集團	能量	0.8%	40,850	48,645	11.7	2.1	660	13%	67,500	35,100
EIB	越南進出口貿易股份銀行	金融	3.0%	15,150	18,626	21.5	1.2	276	30%	19,100	14,000
FPT	FPT 發展投資工藝股份公司	CNTT	5.2%	49,300	33,606	10.6	2.4	2,066	49%	61,300	40,100
GAS	越南氣體總公司 - 股份公司	公用服務	1.2%	64,500	123,450	11.1	2.4	577	3%	114,900	53,900
POW	越南天然氣股份總公司	公用服務	0.8%	9,330	21,850	9.1	0.8	3,718	12%	16,400	6,850
HDB	胡志明市發展商業股份銀行	金融	2.6%	20,100	19,415	5.5	1.0	1,716	22%	30,100	16,100
HPG	Hoa Phat (和發) 集團股份公司	原材料	6.4%	20,200	55,774	7.8	1.2	8,024	36%	26,462	15,250
MBB	軍隊貿易股份銀行	金融	4.3%	15,650	37,739	4.5	1.0	7,423	23%	23,900	13,150
MSN	Masan 集團股份公司	必需消費品	5.1%	56,600	66,162	11.9	1.5	1,938	36%	91,600	46,400
MWG	世界移動通信投資股份公司	非必需消費品	4.5%	79,400	35,954	9.2	2.9	1,312	49%	129,500	56,300
NVL	Nova 房地產投資集團股份公司	房地產	3.4%	52,500	50,901	14.8	2.3	549	6%	65,100	49,100
PNJ	Phu Nhuan (富潤) 珠寶股份公司	非必需消費品	2.0%	57,900	13,038	11.0	2.6	801	49%	92,500	45,000
REE	冷機電股份公司	工業	1.0%	29,300	9,084	5.5	0.9	730	49%	40,150	26,100
ROS	FLC Faros 建築股份公司	工業	0.2%	3,590	2,038	11.4	0.3	9,907	2%	34,800	3,040
SAB	Sai Gon (西貢) 飲料-酒-啤酒股份公司	必需消費品	2.3%	170,000	109,018	22.7	5.8	75	63%	291,000	111,500
SBT	Bien Hoa - Thanh Thanh Cong (邊和 - 成成功) 股份公司	必需消費品	0.7%	14,250	8,361	28.1	1.2	2,071	6%	22,700	11,600
SSI	SSI 西貢證券股份公司	金融	0.9%	12,850	7,722	8.3	0.8	3,145	51%	22,672	9,569
STB	西貢商信銀行 (sacombank)	金融	3.1%	8,990	16,215	6.8	0.6	11,044	11%	12,700	7,120
TCB	越南技商股份銀行 (Techcombank)	金融	7.4%	16,850	58,977	5.8	1.0	2,893	22%	25,500	14,000
VCB	越南外商貿易股份銀行	金融	4.1%	71,500	265,185	14.3	3.3	1,231	24%	95,000	56,600
VHM	Vinhomes 股份公司	房地產	4.9%	68,000	223,687	10.5	4.0	823	15%	102,300	52,000
VIC	Vingroup 集團股份公司	房地產	8.2%	93,000	314,566	40.3	4.0	904	14%	126,500	68,000
VJC	Vietjet 越捷航空股份公司	工業	5.8%	115,000	60,241	14.6	3.9	371	19%	148,800	93,200
VNM	越南牛奶股份公司	必需消費品	10.3%	96,800	168,565	17.7	6.1	1,435	59%	137,600	83,700
VPB	Viet Nam Thịnh Vuong (越南繁榮) 貿易股份銀行	金融	6.4%	19,550	47,658	5.6	1.1	4,375	23%	29,300	16,000
VRE	Vincom Retail 股份公司	房地產	1.9%	24,400	55,445	19.9	2.1	2,310	32%	37,950	16,900



We Create **Fortune**

## 元大證券（越南）公司

### 個人客戶分析部

**Nguyễn Thế Minh**

研究分析經理

+84 28 3622 6868 ext 3826

minh.nguyen@yuanta.com.vn

**Lý Thị Hiền**

研究分析主管

+84 28 3622 6868 ext 3908

hien.ly@yuanta.com.vn

**Quách Đức Khánh**

高級分析專員

+84 28 3622 6868 ext 3833

khanh.quach@yuanta.com.vn

**Phạm Tấn Phát**

高級分析專員

+84 28 3622 6868 ext 3880

phat.pham@yuanta.com.vn

**Nguyễn Trịnh Ngọc Hồng**

分析專員

+84 28 3622 6868 ext 3832

hong.nguyen@yuanta.com.vn

### 個人客戶業務部

**Nguyễn Thanh Tùng**

總公司業務經理

+84 28 3622 6868 ext 3609

tung.nguyen@yuanta.com.vn

**Nguyễn Việt Quang**

河內分行經理

+84 28 3622 6868 ext 3404

quang.nguyen@yuanta.com.vn

**Võ Thị Thu Thủy**

平陽分行經理

+84 28 3622 6868 ext 3505

thuy.vo@yuanta.com.vn

**Nguyễn Mạnh Hoạt**

堤岸分行經理

+84 28 3622 6868 ext 3847

hoat.nguyen@yuanta.com.vn

**Bùi Quốc Phong**

同奈分行經理

+84 28 3622 6868

phong.bui@yuanta.com.vn

**Chung Kim Hoa**

華人客戶部經理

+84 28 3622 6868 ext 3828

hoa.chung@yuanta.com.vn

**Đinh Thị Thu Cúc**

頭頓分行經理

+84 28 3622 6868 ext 3203

cuc.dinh@yuanta.com.vn

**Võ Đình Tuấn**

峴港分行經理

+84 28 3622 6868 ext 3301

[tuan.vo@yuanta.com.vn](mailto:tuan.vo@yuanta.com.vn)

**Nguyễn Đức Hoàn**

河內南部營業中心經理

+84 28 3622 6868 ext 3409

hoan.nguyen@yuanta.com.vn



We Create **Fortune**

## Appendix A: Important Disclosures

### Analyst Certification

Each research analyst primarily responsible for the content of this research report, in whole or in part, certifies that with respect to each security or issuer that the analyst covered in this report: (1) all of the views expressed accurately reflect his or her personal views about those securities or issuers; and (2) no part of his or her compensation was, is, or will be, directly or indirectly, related to the specific recommendations or views expressed by that research analyst in the research report.

### Ratings Definitions

**BUY:** We have a positive outlook on the stock based on our expected absolute or relative return over the investment period. Our thesis is based on our analysis of the company's outlook, financial performance, catalysts, valuation and risk profile. We recommend investors add to their position.

**HOLD-Outperform:** In our view, the stock's fundamentals are relatively more attractive than peers at the current price. Our thesis is based on our analysis of the company's outlook, financial performance, catalysts, valuation and risk profile.

**HOLD-Underperform:** In our view, the stock's fundamentals are relatively less attractive than peers at the current price. Our thesis is based on our analysis of the company's outlook, financial performance, catalysts, valuation and risk profile.

**SELL:** We have a negative outlook on the stock based on our expected absolute or relative return over the investment period. Our thesis is based on our analysis of the company's outlook, financial performance, catalysts, valuation and risk profile. We recommend investors reduce their position.

**Under Review:** We actively follow the company, although our estimates, rating and target price are under review.

**Restricted:** The rating and target price have been suspended temporarily to comply with applicable regulations and/or Yuanta policies.

Note: Yuanta research coverage with a Target Price is based on an investment period of 12 months. Greater China Discovery Series coverage does not have a formal 12 month Target Price and the recommendation is based on an investment period specified by the analyst in the report.

### Global Disclaimer

© 2018 Yuanta. All rights reserved. The information in this report has been compiled from sources we believe to be reliable, but we do not hold ourselves responsible for its completeness or accuracy. It is not an offer to sell or solicitation of an offer to buy any securities. All opinions and estimates included in this report constitute our judgment as of this date and are subject to change without notice.

This report provides general information only. Neither the information nor any opinion expressed herein constitutes an offer or invitation to make an offer to buy or sell securities or other investments. This material is prepared for general circulation to clients and is not intended to provide tailored investment advice and does not take into account the individual financial situation and objectives of any specific person who may receive this report. Investors should seek financial advice regarding the appropriateness of investing in any securities, investments or investment strategies discussed or recommended in this report. The information contained in this report has been compiled from sources believed to be reliable but no representation or warranty, express or implied, is made as to its accuracy, completeness or correctness. This report is not (and should not be construed as) a solicitation to act as securities broker or dealer in any jurisdiction by any person or company that is not legally permitted to carry on such business in that jurisdiction.

Yuanta research is distributed in the United States only to Major U.S. Institutional Investors (as defined in Rule 15a-6 under the Securities Exchange Act of 1934, as amended and SEC staff interpretations thereof). All transactions by a US person in the securities mentioned in this report must be effected through a registered broker-dealer under Section 15 of the Securities Exchange Act of 1934, as amended. Yuanta research is distributed in Taiwan by Yuanta Securities Investment Consulting. Yuanta research is distributed in Hong Kong by Yuanta Securities (Hong Kong) Co. Limited, which is licensed in Hong Kong by the Securities and Futures Commission for regulated activities, including Type 4 regulated activity (advising on securities). In Hong Kong, this research report may not be redistributed, retransmitted or disclosed, in whole or in part or any form or manner, without the express written