

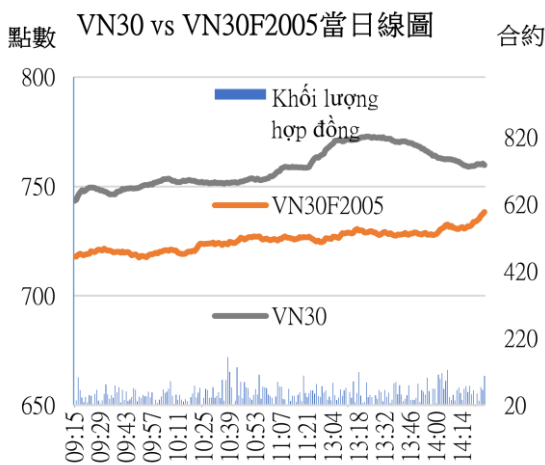
當日期貨市場：漲勢仍在維持中

2020/05/08

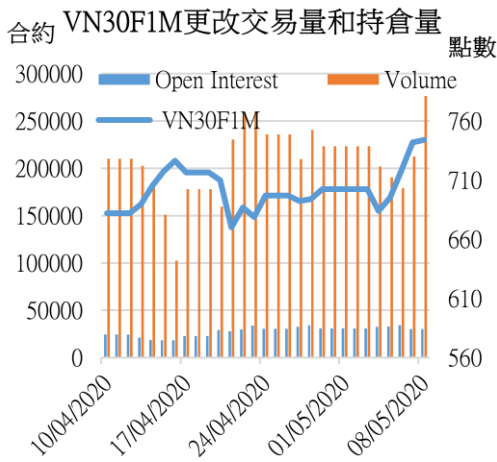
合約走勢

單位	收盤	+/-	成交量	到期日
VN30F2005	744.0	2.0	276,292	21/05
VN30F2006	735.0	3.5	2510	18/06
VN30F2009	725.0	4.7	592	17/09
VN30F2012	723.5	-4.5	253	17/12

源自：Bloomberg - YSVN



源自：Bloomberg - YSVN



源自：Bloomberg - YSVN

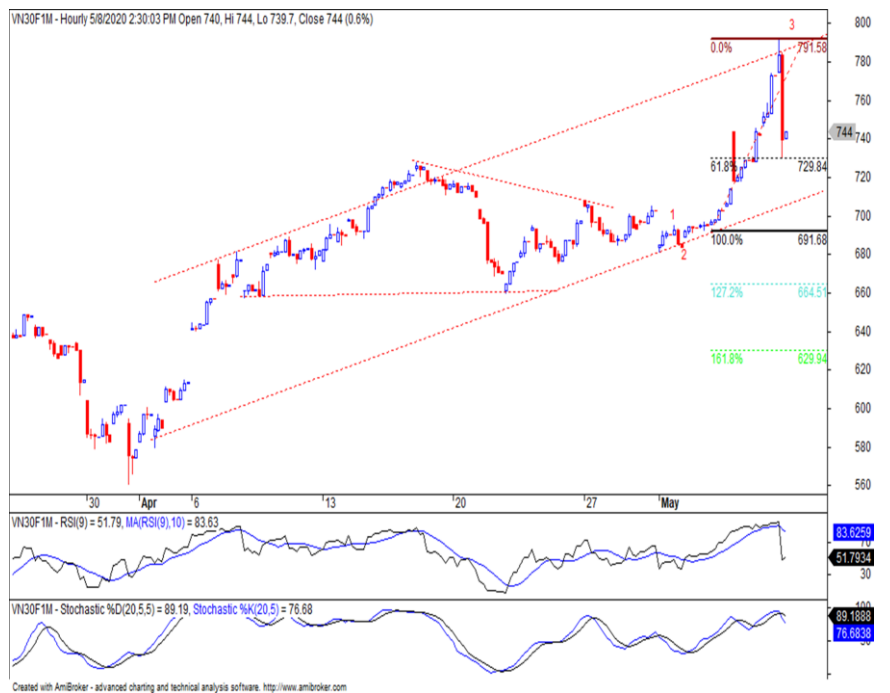
技術信號

- VN30F2005 在盤中出現了很大的波動。價格從上漲通道的上方（790 點）強烈修正。但是，價格仍處於上漲通道中，在盤中快速修正，第 4 波在其於 730 點修正時結束（相當於 61.8% Fibonacci Retracement）。因此，預測 VN30F2005 即將回到漲勢，並接近 792-800 點。
- RSI 動量指標迅速修正，但在 1H 幀指標的 40-50 區域中放緩，並且尚未出現看跌背離，因此尚未出現形成頂部的信號。

投資策略

- 當天策略 (Intraday)：投資者考慮在目前的價格開多頭，停損於 738 點，目標為 770-775 點。
- 主要短期趨勢策略 (Daily)：投資者可以考慮根據趨勢而繼續持有多頭，停損於 711.7 點，目標為 792-800 點。

趨勢	VN30F2005-Daily	VN30F2005-1H
短期	上漲	上漲
支撐 1	660	738
支撐 2	640	730
阻力 1	790	770
阻力 2	800	793



Pham Tan Phat
高級分析專員
Email: phat.pham@yuanta.com.vn
Phone: (084) 28 3622 6868 ext 3880

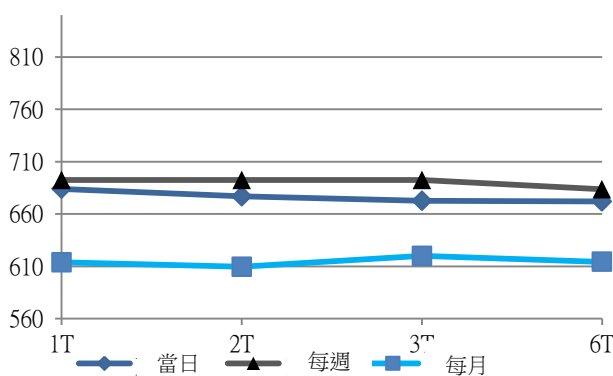


We Create Fortune

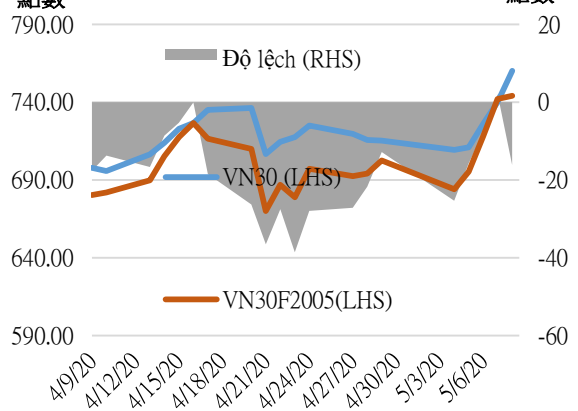
期貨合約

	收盤價	+/-	+/- %	成交量	+/- %	Fair Value	最後清算日	剩餘時間
	單位：點	點	%	合約		單位：點		日
VN30 Index	760.2	20.2	2.7%	0				
VN30F2005	744.0	2.0	0.3%	276,292	30.08%	761	21/05/2020	13
VN30F2006	735.0	3.5	0.5%	2,510	47.56%	766	18/06/2020	40
VN30F2009	725.0	4.7	0.7%	592	90.97%	783	17/09/2020	131
VN30F2012	723.5	-4.5	-0.6%	253	90.23%	801	17/12/2020	222

期貨合約的價格曲線



VN30 vs VN30F2005的基本偏差



上漲排名/ 前 5 檔	影響 點數	下跌排名/ 前 5 檔	影響 點數
TCB	3.58	HPG	-0.43
VPB	3.13	CTD	-0.07
VCB	2.03	POW	-0.06
VHM	1.68	ROS	-0.01
VJC	1.65	REE	0.00

股價上漲 前 5 檔	%	股價下跌 前 5 檔	%
TCB	6.78	CTD	-2.24
VPB	6.54	POW	-0.98
VCB	5.45	HPG	-0.85
HDB	5.16	ROS	-0.84
VHM	4.88	REE	0.00

We Create Fortune

VN30 指數股票名單

股票代碼	企業名稱	產業	比重	收盤價	資本	PER	PBR	3 個月成交量	外資持股	52 週走高	52 週走低
		單位	%	VND	Tỷ VND	x	x	000 cp	%	VND	VND
BID	越南投資與發展商業股份銀行	金融	1.1%	35,300	141,977	16.5	1.9	1,198	18%	55,800	29,500
CTD	Coteccons 建築股份公司	工業	0.4%	61,000	4,654	7.6	0.5	238	46%	120,500	44,000
CTG	越南工商股份銀行	金融	1.3%	20,050	74,654	8.0	1.0	7,589	30%	28,450	16,600
BVH	Bao Viet (保越) 集團	金融	0.6%	44,100	32,736	37.5	2.0	463	29%	88,600	32,300
PLX	越南油氣集團	能量	0.8%	40,100	47,752	11.5	2.1	742	13%	67,500	35,100
EIB	越南進出口貿易股份銀行	金融	3.0%	15,050	18,503	19.4	1.1	296	30%	19,100	14,000
FPT	FPT 發展投資工藝股份公司	CNTT	5.3%	50,500	34,424	10.5	2.3	1,999	49%	61,300	40,100
GAS	越南氣體總公司 - 股份公司	公用服務	1.2%	63,800	122,110	11.0	2.4	618	3%	113,500	53,900
POW	越南天然氣股份總公司	公用服務	0.9%	9,820	22,997	9.6	0.9	4,112	12%	16,400	6,850
HDB	胡志明市發展商業股份銀行	金融	2.8%	21,550	20,816	5.9	1.1	1,745	21%	30,100	16,100
HPG	Hoa Phat (和發) 集團股份公司	原材料	6.7%	21,000	57,983	7.6	1.2	8,161	37%	26,400	15,250
MBB	軍隊貿易股份銀行	金融	4.4%	15,850	38,221	4.7	0.9	7,242	23%	23,900	13,150
MSN	Masan 集團股份公司	必需消費品	5.1%	57,300	66,981	14.5	1.6	1,920	36%	91,600	46,400
MWG	世界移動通信投資股份公司	非必需消費品	4.5%	79,400	35,954	9.0	2.7	1,344	49%	129,500	56,300
NVL	Nova 房地產投資集團股份公司	房地產	3.4%	52,800	51,192	14.7	2.3	612	6%	65,100	49,100
PNJ	Phu Nhuan (富潤) 珠寶股份公司	非必需消費品	2.0%	56,500	12,723	10.8	2.6	808	49%	92,500	45,000
REE	冷機電股份公司	工業	1.0%	29,600	9,178	5.9	0.9	722	49%	40,150	26,100
ROS	FLC Faros 建築股份公司	工業	0.2%	3,520	1,998	13.0	0.3	10,436	2%	34,800	3,040
SAB	Sai Gon (西貢) 飲料-酒-啤酒股份公司	必需消費品	2.1%	155,000	99,399	20.7	5.3	82	63%	291,000	111,500
SBT	Bien Hoa - Thanh Thanh Cong (邊和 - 成成功) 股份公司	必需消費品	0.7%	14,150	8,302	27.9	1.2	2,195	6%	22,700	11,600
SSI	SSI 西貢證券股份公司	金融	0.9%	12,700	7,632	10.4	0.8	3,149	51%	22,672	9,569
STB	西貢商信銀行 (sacombank)	金融	3.1%	8,980	16,197	6.8	0.6	10,897	10%	12,700	7,120
TCB	越南技商股份銀行 (Techcombank)	金融	7.6%	17,400	60,902	5.8	0.9	2,712	22%	25,500	14,000
VCB	越南外商貿易股份銀行	金融	3.8%	67,400	249,978	13.9	2.9	1,304	24%	95,000	56,600
VHM	Vinhomes 股份公司	房地產	4.6%	64,900	213,489	8.3	3.4	948	15%	102,300	52,000
VIC	Vingroup 集團股份公司	房地產	8.1%	91,800	310,507	43.8	3.8	886	14%	126,500	68,000
VJC	Vietjet 越捷航空股份公司	工業	5.7%	114,300	59,875	14.5	3.9	367	19%	148,800	93,200
VNM	越南牛奶股份公司	必需消費品	10.3%	97,600	169,958	17.9	5.7	1,521	58%	137,600	83,700
VPB	Viet Nam Thịnh Vuong (越南繁榮) 貿易股份銀行	金融	6.6%	20,050	48,877	5.3	1.1	4,477	23%	29,300	16,000
VRE	Vincom Retail 股份公司	房地產	1.9%	23,450	53,286	19.1	2.0	2,478	31%	37,950	16,900



We Create **Fortune**

元大證券（越南）公司

個人客戶分析部

Nguyễn Thế Minh

研究分析經理

+84 28 3622 6868 ext 3826

minh.nguyen@yuanta.com.vn

Lý Thị Hiên

研究分析主管

+84 28 3622 6868 ext 3908

hien.ly@yuanta.com.vn

Quách Đức Khánh

高級分析專員

+84 28 3622 6868 ext 3833

khanh.quach@yuanta.com.vn

Phạm Tấn Phát

高級分析專員

+84 28 3622 6868 ext 3880

phat.pham@yuanta.com.vn

Nguyễn Trịnh Ngọc Hồng

分析專員

+84 28 3622 6868 ext 3832

hong.nguyen@yuanta.com.vn

個人客戶業務部

Nguyễn Thanh Tùng

總公司業務經理

+84 28 3622 6868 ext 3609

tung.nguyen@yuanta.com.vn

Nguyễn Việt Quang

河內分行經理

+84 28 3622 6868 ext 3404

quang.nguyen@yuanta.com.vn

Võ Thị Thu Thủy

平陽分行經理

+84 28 3622 6868 ext 3505

thuy.vo@yuanta.com.vn

Nguyễn Mạnh Hoạt

堤岸分行經理

+84 28 3622 6868 ext 3847

hoat.nguyen@yuanta.com.vn

Bùi Quốc Phong

同奈分行經理

+84 28 3622 6868

phong.bui@yuanta.com.vn

Chung Kim Hoa

華人客戶部經理

+84 28 3622 6868 ext 3828

hoa.chung@yuanta.com.vn

Đinh Thị Thu Cúc

頭頓分行經理

+84 28 3622 6868 ext 3203

cuc.dinh@yuanta.com.vn

Võ Đình Tuấn

峴港分行經理

+84 28 3622 6868 ext 3301

tuun.vo@yuanta.com.vn

Nguyễn Đức Hoàn

河內南部營業中心經理

+84 28 3622 6868 ext 3409

hoan.nguyen@yuanta.com.vn



We Create **Fortune**

Appendix A: Important Disclosures

Analyst Certification

Each research analyst primarily responsible for the content of this research report, in whole or in part, certifies that with respect to each security or issuer that the analyst covered in this report: (1) all of the views expressed accurately reflect his or her personal views about those securities or issuers; and (2) no part of his or her compensation was, is, or will be, directly or indirectly, related to the specific recommendations or views expressed by that research analyst in the research report.

Ratings Definitions

BUY: We have a positive outlook on the stock based on our expected absolute or relative return over the investment period. Our thesis is based on our analysis of the company's outlook, financial performance, catalysts, valuation and risk profile. We recommend investors add to their position.

HOLD-Outperform: In our view, the stock's fundamentals are relatively more attractive than peers at the current price. Our thesis is based on our analysis of the company's outlook, financial performance, catalysts, valuation and risk profile.

HOLD-Underperform: In our view, the stock's fundamentals are relatively less attractive than peers at the current price. Our thesis is based on our analysis of the company's outlook, financial performance, catalysts, valuation and risk profile.

SELL: We have a negative outlook on the stock based on our expected absolute or relative return over the investment period. Our thesis is based on our analysis of the company's outlook, financial performance, catalysts, valuation and risk profile. We recommend investors reduce their position.

Under Review: We actively follow the company, although our estimates, rating and target price are under review.

Restricted: The rating and target price have been suspended temporarily to comply with applicable regulations and/or Yuanta policies.

Note: Yuanta research coverage with a Target Price is based on an investment period of 12 months. Greater China Discovery Series coverage does not have a formal 12 month Target Price and the recommendation is based on an investment period specified by the analyst in the report.

Global Disclaimer

© 2018 Yuanta. All rights reserved. The information in this report has been compiled from sources we believe to be reliable, but we do not hold ourselves responsible for its completeness or accuracy. It is not an offer to sell or solicitation of an offer to buy any securities. All opinions and estimates included in this report constitute our judgment as of this date and are subject to change without notice.

This report provides general information only. Neither the information nor any opinion expressed herein constitutes an offer or invitation to make an offer to buy or sell securities or other investments. This material is prepared for general circulation to clients and is not intended to provide tailored investment advice and does not take into account the individual financial situation and objectives of any specific person who may receive this report. Investors should seek financial advice regarding the appropriateness of investing in any securities, investments or investment strategies discussed or recommended in this report. The information contained in this report has been compiled from sources believed to be reliable but no representation or warranty, express or implied, is made as to its accuracy, completeness or correctness. This report is not (and should not be construed as) a solicitation to act as securities broker or dealer in any jurisdiction by any person or company that is not legally permitted to carry on such business in that jurisdiction.

Yuanta research is distributed in the United States only to Major U.S. Institutional Investors (as defined in Rule 15a-6 under the Securities Exchange Act of 1934, as amended and SEC staff interpretations thereof). All transactions by a US person in the securities mentioned in this report must be effected through a registered broker-dealer under Section 15 of the Securities Exchange Act of 1934, as amended. Yuanta research is distributed in Taiwan by Yuanta Securities Investment Consulting. Yuanta research is distributed in Hong Kong by Yuanta Securities (Hong Kong) Co. Limited, which is licensed in Hong Kong by the Securities and Futures Commission for regulated activities, including Type 4 regulated activity (advising on securities). In Hong Kong, this research report may not be redistributed, retransmitted or disclosed, in whole or in part or any form or manner, without the express written