

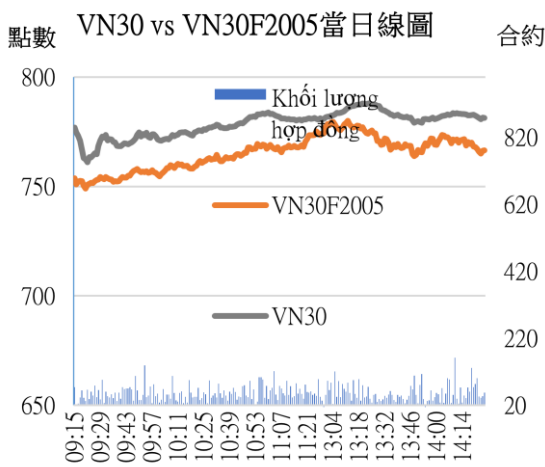
當日期貨市場：修正以累計的情況

2020/05/13

合約走勢

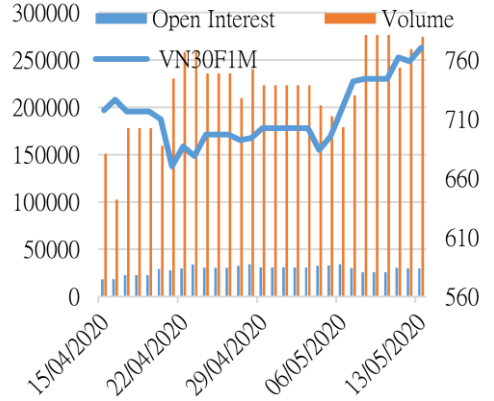
單位	收盤	+/-	成交量	到期日
VN30F2005	770.3	11.2	274,565	21/05
VN30F2006	757.0	7.2	1618	18/06
VN30F2009	746.0	5.5	214	17/09
VN30F2012	749.5	10.5	248	17/12

源自：Bloomberg - YSVN



源自：Bloomberg - YSVN

合約 VN30F1M更改交易量和持倉量



源自：Bloomberg - YSVN

技術信號

- 儘管 VN30F2005 在盤中有所上漲，但仍在 730-780 點內出現橫盤整理。當前，價格在 780 點處面臨阻力，相當於 78.6% Fibonacci Retracement，因此在繼續漲勢之前，可能需要一些時間來在上述價格區域的修正累積。同時，VN30F2005 的強勁支撐位在 742-750 點。
- 技術指標處於中性的區域。MACD 指標顯示賣出的信號，但仍在 0 水平上方，因此主流仍然十分樂觀，但也許 VN30F2005 需要在短期內進行修正累積。

投資策略

- 當天策略 (Intraday)：預計在下一盤，VN30F2005 仍將在 780 點遇到阻力並暫時轉弱。投資者在 775-776 點開空頭，停損於 779，目標為 760 點。
- 主要短期趨勢策略 (Daily)：投資者等待 VN30F2005 修正至 745 點時開多頭，並停損於 730 點。

趨勢	VN30F2005-Daily	VN30F2005-1H
短期	橫盤	上漲
支撐 1	660	748
支撐 2	640	720
阻力 1	790	768
阻力 2	800	775



Pham Tan Phat
高級分析專員
Email: phat.pham@yuanta.com.vn
Phone: (084) 28 3622 6868 ext 3880

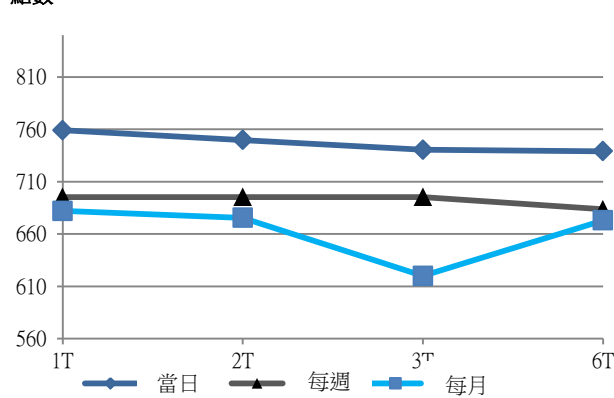


We Create Fortune

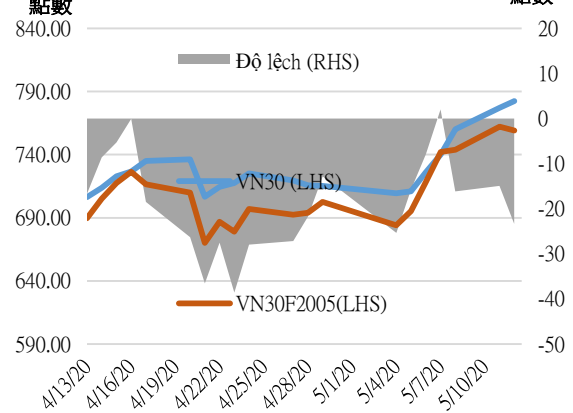
期貨合約

	收盤價	+/-	+/- %	成交量	+/- %	Fair Value	最後清算日	剩餘時間
	單位：點	點	%	合約		單位：點		日
VN30 Index	783.7	1.2	0.2%	0				
VN30F2005	770.3	11.2	1.5%	274,565	4.96%	784	21/05/2020	10
VN30F2006	757.0	7.2	1.0%	1,618	29.86%	789	18/06/2020	37
VN30F2009	746.0	5.5	0.7%	214	32.10%	807	17/09/2020	128
VN30F2012	749.5	10.5	1.4%	248	476.74%	826	17/12/2020	219

期貨合約的價格曲線



VN30 vs VN30F2005的基本偏差



上漲排名/ 前 5 檔	影響 點數	下跌排名/ 前 5 檔	影響 點數
FPT	1.46	VIC	-1.26
HPG	0.98	VHM	-1.07
HDB	0.89	VJC	-0.86
STB	0.62	VRE	-0.42
MBB	0.57	VPB	-0.34

股價上漲 前 5 檔	%	股價下跌 前 5 檔	%
HDB	4.41	VRE	-2.97
FPT	4.32	VHM	-2.86
SBT	3.10	ROS	-2.32
BID	2.72	VJC	-2.13
STB	2.68	VIC	-2.06

We Create Fortune

VN30 指數股票名單

股票代碼	企業名稱	產業	比重	收盤價	資本	PER	PBR	3 個月成交量	外資持股	52 週走高	52 週走低
		單位	%	VND	Tỷ VND	x	x	000 cp	%	VND	VND
BID	越南投資與發展商業股份銀行	金融	1.0%	38,550	155,049	18.0	2.0	1,201	18%	55,800	29,500
CTD	Coteccons 建築股份公司	工業	0.4%	69,000	5,264	8.6	0.6	247	46%	119,500	44,000
CTG	越南工商股份銀行	金融	2.7%	21,650	80,612	8.6	1.0	7,121	30%	28,450	16,600
BVH	Bao Viet (保越) 集團	金融	0.6%	49,800	36,968	42.6	1.9	525	29%	88,600	32,300
PLX	越南油氣集團	能量	0.8%	45,550	54,242	52.4	2.9	839	13%	67,500	35,100
EIB	越南進出口貿易股份銀行	金融	2.7%	15,250	18,749	19.7	1.2	332	30%	19,100	14,000
FPT	FPT 發展投資工藝股份公司	CNTT	5.0%	54,400	37,083	11.3	2.5	1,990	49%	61,300	40,100
GAS	越南氣體總公司 - 股份公司	公用服務	1.2%	73,200	140,101	12.6	2.8	688	3%	113,500	53,900
POW	越南天然氣股份總公司	公用服務	0.8%	10,400	24,355	10.1	0.9	4,566	12%	16,400	6,850
HDB	胡志明市發展商業股份銀行	金融	2.6%	22,700	21,926	6.2	1.2	1,699	21%	30,100	16,100
HPG	Hoa Phat (和發) 集團股份公司	原材料	6.6%	23,650	65,299	8.6	1.3	8,094	37%	26,400	15,250
MBB	軍隊貿易股份銀行	金融	4.2%	17,200	41,477	5.1	1.0	6,943	23%	23,900	13,150
MSN	Masan 集團股份公司	必需消費品	4.9%	62,000	72,475	15.7	1.7	1,984	36%	91,600	46,400
MWG	世界移動通信投資股份公司	非必需消費品	4.1%	83,300	37,720	9.5	2.8	1,365	49%	129,500	56,300
NVL	Nova 房地產投資集團股份公司	房地產	3.0%	52,700	51,095	14.7	2.3	680	6%	65,100	49,100
PNJ	Phu Nhuan (富潤) 珠寶股份公司	非必需消費品	1.9%	63,800	14,367	12.2	2.9	792	49%	92,500	45,000
REE	冷機電股份公司	工業	0.8%	31,300	9,705	6.3	1.0	661	49%	40,150	26,100
ROS	FLC Faros 建築股份公司	工業	0.2%	3,450	1,958	12.8	0.3	11,175	2%	34,800	3,040
SAB	Sai Gon (西貢) 飲料-酒-啤酒股份公司	必需消費品	2.1%	173,500	111,262	25.8	6.5	89	63%	291,000	111,500
SBT	Bien Hoa - Thanh Thanh Cong (邊和 - 成成功) 股份公司	必需消費品	0.6%	14,500	8,508	103.1	1.2	2,340	6%	22,700	11,600
SSI	SSI 西貢證券股份公司	金融	0.9%	14,200	8,533	11.6	0.9	3,228	51%	22,672	9,569
STB	西貢商信銀行 (sacombank)	金融	2.9%	9,700	17,495	7.3	0.6	10,958	9%	12,700	7,120
TCB	越南技商股份銀行 (Techcombank)	金融	7.9%	20,600	72,103	6.9	1.1	2,690	22%	25,500	14,000
VCB	越南外商貿易股份銀行	金融	5.2%	75,600	280,391	15.6	3.3	1,337	24%	95,000	56,600
VHM	Vinhomes 股份公司	房地產	4.8%	73,500	241,779	9.4	3.8	1,108	14%	102,300	52,000
VIC	Vingroup 集團股份公司	房地產	7.8%	97,000	328,096	46.3	4.1	892	14%	126,500	68,000
VJC	Vietjet 越捷航空股份公司	工業	5.2%	117,400	61,499	16.5	4.1	356	19%	148,800	93,200
VNM	越南牛奶股份公司	必需消費品	10.8%	113,900	198,343	20.9	6.6	1,511	58%	137,600	83,700
VPB	Viet Nam Thịnh Vuong (越南繁榮) 貿易股份銀行	金融	6.9%	24,050	58,628	6.4	1.3	4,485	23%	29,300	16,000
VRE	Vincom Retail 股份公司	房地產	1.8%	25,250	57,376	20.6	2.1	2,594	31%	37,950	16,900



We Create **Fortune**

元大證券（越南）公司

個人客戶分析部

Nguyễn Thế Minh

研究分析經理

+84 28 3622 6868 ext 3826

minh.nguyen@yuanta.com.vn

Lý Thị Hiền

研究分析主管

+84 28 3622 6868 ext 3908

hien.ly@yuanta.com.vn

Quách Đức Khánh

高級分析專員

+84 28 3622 6868 ext 3833

khanh.quach@yuanta.com.vn

Phạm Tấn Phát

高級分析專員

+84 28 3622 6868 ext 3880

phat.pham@yuanta.com.vn

Nguyễn Trịnh Ngọc Hồng

分析專員

+84 28 3622 6868 ext 3832

hong.nguyen@yuanta.com.vn

個人客戶業務部

Nguyễn Thanh Tùng

總公司業務經理

+84 28 3622 6868 ext 3609

tung.nguyen@yuanta.com.vn

Nguyễn Việt Quang

河內分行經理

+84 28 3622 6868 ext 3404

quang.nguyen@yuanta.com.vn

Võ Thị Thu Thủy

平陽分行經理

+84 28 3622 6868 ext 3505

thuy.vo@yuanta.com.vn

Nguyễn Mạnh Hoạt

堤岸分行經理

+84 28 3622 6868 ext 3847

hoat.nguyen@yuanta.com.vn

Bùi Quốc Phong

同奈分行經理

+84 28 3622 6868

phong.bui@yuanta.com.vn

Chung Kim Hoa

華人客戶部經理

+84 28 3622 6868 ext 3828

hoa.chung@yuanta.com.vn

Đinh Thị Thu Cúc

頭頓分行經理

+84 28 3622 6868 ext 3203

cuc.dinh@yuanta.com.vn

Võ Đình Tuấn

峴港分行經理

+84 28 3622 6868 ext 3301

tuun.vo@yuanta.com.vn

Nguyễn Đức Hoàn

河內南部營業中心經理

+84 28 3622 6868 ext 3409

hoan.nguyen@yuanta.com.vn



We Create **Fortune**

Appendix A: Important Disclosures

Analyst Certification

Each research analyst primarily responsible for the content of this research report, in whole or in part, certifies that with respect to each security or issuer that the analyst covered in this report: (1) all of the views expressed accurately reflect his or her personal views about those securities or issuers; and (2) no part of his or her compensation was, is, or will be, directly or indirectly, related to the specific recommendations or views expressed by that research analyst in the research report.

Ratings Definitions

BUY: We have a positive outlook on the stock based on our expected absolute or relative return over the investment period. Our thesis is based on our analysis of the company's outlook, financial performance, catalysts, valuation and risk profile. We recommend investors add to their position.

HOLD-Outperform: In our view, the stock's fundamentals are relatively more attractive than peers at the current price. Our thesis is based on our analysis of the company's outlook, financial performance, catalysts, valuation and risk profile.

HOLD-Underperform: In our view, the stock's fundamentals are relatively less attractive than peers at the current price. Our thesis is based on our analysis of the company's outlook, financial performance, catalysts, valuation and risk profile.

SELL: We have a negative outlook on the stock based on our expected absolute or relative return over the investment period. Our thesis is based on our analysis of the company's outlook, financial performance, catalysts, valuation and risk profile. We recommend investors reduce their position.

Under Review: We actively follow the company, although our estimates, rating and target price are under review.

Restricted: The rating and target price have been suspended temporarily to comply with applicable regulations and/or Yuanta policies.

Note: Yuanta research coverage with a Target Price is based on an investment period of 12 months. Greater China Discovery Series coverage does not have a formal 12 month Target Price and the recommendation is based on an investment period specified by the analyst in the report.

Global Disclaimer

© 2018 Yuanta. All rights reserved. The information in this report has been compiled from sources we believe to be reliable, but we do not hold ourselves responsible for its completeness or accuracy. It is not an offer to sell or solicitation of an offer to buy any securities. All opinions and estimates included in this report constitute our judgment as of this date and are subject to change without notice.

This report provides general information only. Neither the information nor any opinion expressed herein constitutes an offer or invitation to make an offer to buy or sell securities or other investments. This material is prepared for general circulation to clients and is not intended to provide tailored investment advice and does not take into account the individual financial situation and objectives of any specific person who may receive this report. Investors should seek financial advice regarding the appropriateness of investing in any securities, investments or investment strategies discussed or recommended in this report. The information contained in this report has been compiled from sources believed to be reliable but no representation or warranty, express or implied, is made as to its accuracy, completeness or correctness. This report is not (and should not be construed as) a solicitation to act as securities broker or dealer in any jurisdiction by any person or company that is not legally permitted to carry on such business in that jurisdiction.

Yuanta research is distributed in the United States only to Major U.S. Institutional Investors (as defined in Rule 15a-6 under the Securities Exchange Act of 1934, as amended and SEC staff interpretations thereof). All transactions by a US person in the securities mentioned in this report must be effected through a registered broker-dealer under Section 15 of the Securities Exchange Act of 1934, as amended. Yuanta research is distributed in Taiwan by Yuanta Securities Investment Consulting. Yuanta research is distributed in Hong Kong by Yuanta Securities (Hong Kong) Co. Limited, which is licensed in Hong Kong by the Securities and Futures Commission for regulated activities, including Type 4 regulated activity (advising on securities). In Hong Kong, this research report may not be redistributed, retransmitted or disclosed, in whole or in part or any form or manner, without the express written