

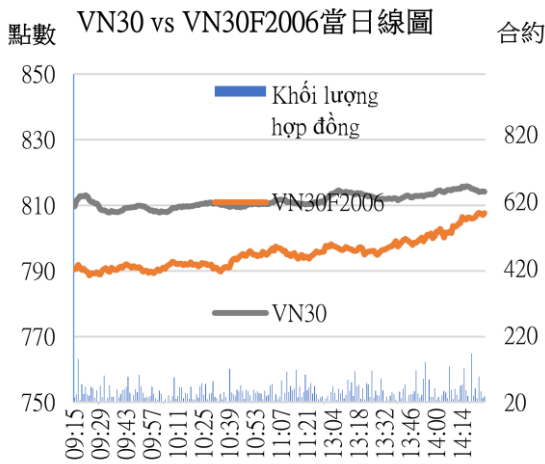
當日期貨市場：VN30F2006 合約的基數收窄

2020/05/26

合約走勢

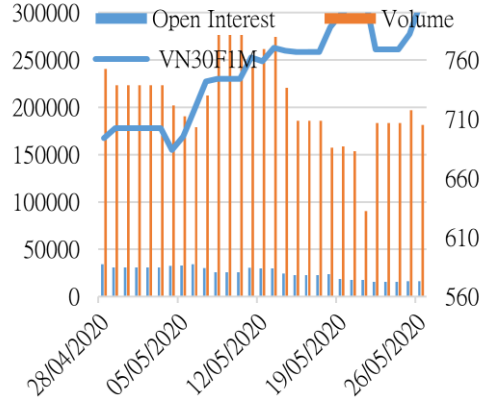
單位	收盤	+/-	成交量	到期日
VN30F2006	809.4	27.4	181,518	18/06
VN30F2007	800.0	28.0	770	16/07
VN30F2009	779.0	21.7	354	17/09
VN30F2012	780.0	20.0	61	17/12

源自：Bloomberg - YSVN



源自：Bloomberg - YSVN

合約 VN30F1M 更改交易量和持倉量



源自：Bloomberg - YSVN

技術信號

- VN30F2006 上漲 27.4 點，收於 809.4 點的新高。同時，合約基數也縮至 -5.6 點。短期漲勢正在 VN30F2006 價格圖表上形成，並且在下一盤中，如果動量指標仍為積極的話，該趨勢則將繼續。
- MACD 再次顯示買進的信號，並且與信號線出現很大的分歧，而 RSI 尚未形成分歧。因此，VN30F2006 可能上漲至 815-820 點，對應於下一盤的上漲趨勢線的上限。

投資策略

- 當天策略 (Intraday)：投資者考慮在修正階段的 806-807 點開多頭，停損於 803 點，目標為 815-820 點。
- 主要短期趨勢策略 (Daily)：投資者等待 VN30F2006 的新切入點。

趨勢	VN30F2006-Daily	VN30F2006-1H
短期	上漲	上漲
支撐 1	760	803
支撐 2	680	795
阻力 1	820	818
阻力 2	850	825



Pham Tan Phat  
高級分析專員  
Email: [phat.pham@yuanta.com.vn](mailto:phat.pham@yuanta.com.vn)  
Phone: (084) 28 3622 6868 ext 3880

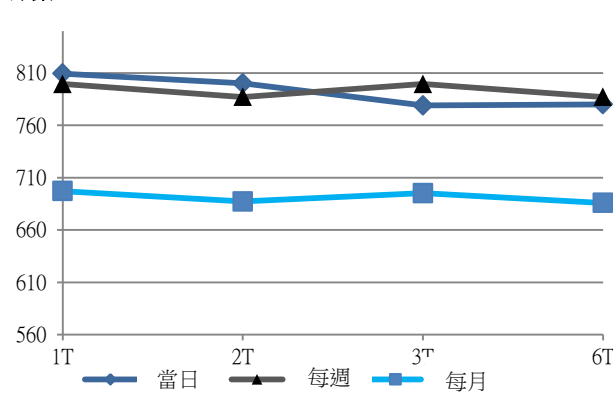


We Create Fortune

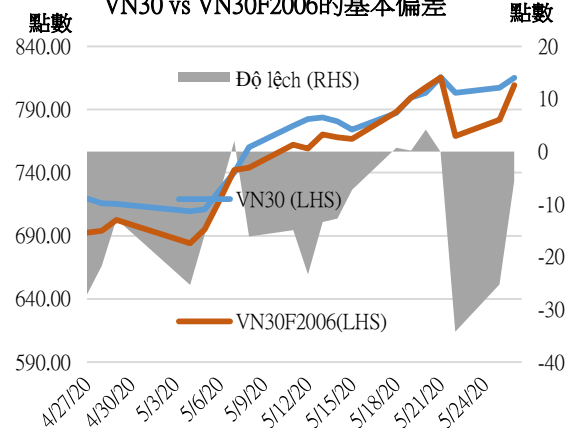
期貨合約

	收盤價	+/-	+/- %	成交量	+/- %	Fair Value	最後清算日	剩餘時間
	單位：點	點	%	合約		單位：點		日
VN30 Index	815.0	7.8	1.0%	0				
VN30F2006	809.4	27.4	3.5%	181,518	-7.79%	818	18/06/2020	24
VN30F2007	800.0	28.0	3.6%	770	14.41%	824	16/07/2020	52
VN30F2009	779.0	21.7	2.9%	354	-13.66%	837	17/09/2020	115
VN30F2012	780.0	20.0	2.6%	61	-6.15%	856	17/12/2020	206

期貨合約的價格曲線



VN30 vs VN30F2006的基本偏差



上漲排名/ 前 5 檔	影響 點數	下跌排名/ 前 5 檔	影響 點數
HPG	2.39	VHM	-0.20
VCB	0.75	VIC	-0.13
MBB	0.57	VJC	-0.03
BID	0.50	ROS	-0.01
MSN	0.43	EIB	0.00

股價上漲 前 5 檔	%	股價下跌 前 5 檔	%
BID	5.93	ROS	-0.87
SSI	5.50	VHM	-0.52
BVH	5.05	VIC	-0.21
REE	4.17	VJC	-0.09
HPG	4.03	EIB	0.00

We Create Fortune

**VN30 指數股票名單**

股票代碼	企業名稱	產業	比重	收盤價	資本	PER	PBR	3 個月成交量	外資持股	52 週走高	52 週走低
		單位	%	VND	Tỷ VND	x	x	000 cp	%	VND	VND
BID	越南投資與發展商業股份銀行	金融	1.1%	42,000	168,925	19.6	2.2	1,331	18%	55,800	29,500
CTD	Coteccons 建築股份公司	工業	0.4%	69,300	5,287	8.6	0.6	260	47%	115,200	44,000
CTG	越南工商股份銀行	金融	2.8%	23,150	86,197	9.2	1.1	6,930	30%	28,450	16,600
BVH	Bao Viet (保越) 集團	金融	0.6%	52,000	38,601	44.5	2.0	646	28%	88,600	32,300
PLX	越南油氣集團	能量	0.8%	46,900	55,849	54.0	3.0	952	13%	67,400	35,100
EIB	越南進出口貿易股份銀行	金融	2.8%	16,900	20,777	21.8	1.3	396	30%	18,950	14,000
FPT	FPT 發展投資工藝股份公司	CNTT	4.9%	48,800	38,255	11.7	2.6	2,506	49%	53,304	34,870
GAS	越南氣體總公司 - 股份公司	公用服務	1.2%	74,900	143,355	12.9	2.8	798	3%	112,500	53,900
POW	越南天然氣股份總公司	公用服務	0.8%	10,600	24,824	10.3	0.9	5,010	11%	16,400	6,850
HDB	胡志明市發展商業股份銀行	金融	2.6%	24,350	23,520	6.6	1.2	1,604	21%	30,100	16,100
HPG	Hoa Phat (和發) 集團股份公司	原材料	7.6%	28,400	78,415	10.3	1.6	8,842	37%	28,400	15,250
MBB	軍隊貿易股份銀行	金融	4.1%	17,600	42,441	5.2	1.0	6,923	23%	23,900	13,150
MSN	Masan 集團股份公司	必需消費品	4.7%	62,500	73,059	15.8	1.7	2,002	39%	88,800	46,400
MWG	世界移動通信投資股份公司	非必需消費品	4.1%	86,500	39,169	9.8	2.9	1,503	49%	129,500	56,300
NVL	Nova 房地產投資集團股份公司	房地產	2.9%	53,400	51,773	14.9	2.3	784	6%	65,100	49,100
PNJ	Phu Nhuan (富潤) 珠寶股份公司	非必需消費品	1.9%	64,200	14,457	12.2	2.9	889	49%	92,500	45,000
REE	冷機電股份公司	工業	0.8%	32,500	10,077	6.5	1.0	657	49%	40,150	26,100
ROS	FLC Faros 建築股份公司	工業	0.2%	3,410	1,936	12.6	0.3	11,998	3%	31,000	3,040
SAB	Sai Gon (西貢) 飲料-酒-啤酒股份公司	必需消費品	2.0%	175,300	112,417	26.1	6.5	90	63%	291,000	111,500
SBT	Bien Hoa - Thanh Thanh Cong (邊和 - 成成功) 股份公司	必需消費品	0.6%	15,000	8,801	106.7	1.2	2,346	6%	22,700	11,600
SSI	SSI 西貢證券股份公司	金融	0.9%	15,350	9,224	12.6	1.0	3,656	50%	22,328	9,569
STB	西貢商信銀行 (sacombank)	金融	3.0%	10,400	18,758	7.8	0.7	11,452	9%	12,700	7,120
TCB	越南技商股份銀行 (Techcombank)	金融	7.7%	21,150	74,028	7.1	1.2	2,622	22%	25,500	14,000
VCB	越南外商貿易股份銀行	金融	5.4%	82,500	305,982	17.0	3.6	1,464	24%	95,000	56,600
VHM	Vinhomes 股份公司	房地產	4.8%	76,400	251,319	9.8	4.0	1,491	14%	102,300	52,000
VIC	Vingroup 集團股份公司	房地產	7.5%	96,900	327,758	46.3	4.1	914	14%	126,500	68,000
VJC	Vietjet 越捷航空股份公司	工業	4.8%	113,000	59,194	15.9	4.0	375	19%	148,800	93,200
VNM	越南牛奶股份公司	必需消費品	10.7%	117,600	204,786	21.6	6.8	1,644	59%	135,500	83,700
VPB	Viet Nam Thịnh Vuong (越南繁榮) 貿易股份銀行	金融	6.6%	24,150	58,872	6.4	1.3	4,789	23%	29,300	16,000
VRE	Vincom Retail 股份公司	房地產	1.8%	26,500	60,216	21.6	2.2	3,137	31%	37,950	16,900



We Create **Fortune**

## 元大證券（越南）公司

### 個人客戶分析部

**Nguyễn Thế Minh**

研究分析經理

+84 28 3622 6868 ext 3826

minh.nguyen@yuanta.com.vn

**Lý Thị Hiền**

研究分析主管

+84 28 3622 6868 ext 3908

hien.ly@yuanta.com.vn

**Quách Đức Khánh**

高級分析專員

+84 28 3622 6868 ext 3833

khanh.quach@yuanta.com.vn

**Phạm Tấn Phát**

高級分析專員

+84 28 3622 6868 ext 3880

phat.pham@yuanta.com.vn

**Nguyễn Trịnh Ngọc Hồng**

分析專員

+84 28 3622 6868 ext 3832

hong.nguyen@yuanta.com.vn

### 個人客戶業務部

**Nguyễn Thanh Tùng**

總公司業務經理

+84 28 3622 6868 ext 3609

tung.nguyen@yuanta.com.vn

**Nguyễn Việt Quang**

河內分行經理

+84 28 3622 6868 ext 3404

quang.nguyen@yuanta.com.vn

**Võ Thị Thu Thủy**

平陽分行經理

+84 28 3622 6868 ext 3505

thuy.vo@yuanta.com.vn

**Nguyễn Mạnh Hoạt**

堤岸分行經理

+84 28 3622 6868 ext 3847

hoat.nguyen@yuanta.com.vn

**Bùi Quốc Phong**

同奈分行經理

+84 28 3622 6868

phong.bui@yuanta.com.vn

**Chung Kim Hoa**

華人客戶部經理

+84 28 3622 6868 ext 3828

hoa.chung@yuanta.com.vn

**Đinh Thị Thu Cúc**

頭頓分行經理

+84 28 3622 6868 ext 3203

cuc.dinh@yuanta.com.vn

**Võ Đình Tuấn**

峴港分行經理

+84 28 3622 6868 ext 3301

[tuun.vo@yuanta.com.vn](mailto:tuun.vo@yuanta.com.vn)

**Nguyễn Đức Hoàn**

河內南部營業中心經理

+84 28 3622 6868 ext 3409

hoan.nguyen@yuanta.com.vn



We Create **Fortune**

## Appendix A: Important Disclosures

### Analyst Certification

Each research analyst primarily responsible for the content of this research report, in whole or in part, certifies that with respect to each security or issuer that the analyst covered in this report: (1) all of the views expressed accurately reflect his or her personal views about those securities or issuers; and (2) no part of his or her compensation was, is, or will be, directly or indirectly, related to the specific recommendations or views expressed by that research analyst in the research report.

### Ratings Definitions

**BUY:** We have a positive outlook on the stock based on our expected absolute or relative return over the investment period. Our thesis is based on our analysis of the company's outlook, financial performance, catalysts, valuation and risk profile. We recommend investors add to their position.

**HOLD-Outperform:** In our view, the stock's fundamentals are relatively more attractive than peers at the current price. Our thesis is based on our analysis of the company's outlook, financial performance, catalysts, valuation and risk profile.

**HOLD-Underperform:** In our view, the stock's fundamentals are relatively less attractive than peers at the current price. Our thesis is based on our analysis of the company's outlook, financial performance, catalysts, valuation and risk profile.

**SELL:** We have a negative outlook on the stock based on our expected absolute or relative return over the investment period. Our thesis is based on our analysis of the company's outlook, financial performance, catalysts, valuation and risk profile. We recommend investors reduce their position.

**Under Review:** We actively follow the company, although our estimates, rating and target price are under review.

**Restricted:** The rating and target price have been suspended temporarily to comply with applicable regulations and/or Yuanta policies.

Note: Yuanta research coverage with a Target Price is based on an investment period of 12 months. Greater China Discovery Series coverage does not have a formal 12 month Target Price and the recommendation is based on an investment period specified by the analyst in the report.

### Global Disclaimer

© 2018 Yuanta. All rights reserved. The information in this report has been compiled from sources we believe to be reliable, but we do not hold ourselves responsible for its completeness or accuracy. It is not an offer to sell or solicitation of an offer to buy any securities. All opinions and estimates included in this report constitute our judgment as of this date and are subject to change without notice.

This report provides general information only. Neither the information nor any opinion expressed herein constitutes an offer or invitation to make an offer to buy or sell securities or other investments. This material is prepared for general circulation to clients and is not intended to provide tailored investment advice and does not take into account the individual financial situation and objectives of any specific person who may receive this report. Investors should seek financial advice regarding the appropriateness of investing in any securities, investments or investment strategies discussed or recommended in this report. The information contained in this report has been compiled from sources believed to be reliable but no representation or warranty, express or implied, is made as to its accuracy, completeness or correctness. This report is not (and should not be construed as) a solicitation to act as securities broker or dealer in any jurisdiction by any person or company that is not legally permitted to carry on such business in that jurisdiction.

Yuanta research is distributed in the United States only to Major U.S. Institutional Investors (as defined in Rule 15a-6 under the Securities Exchange Act of 1934, as amended and SEC staff interpretations thereof). All transactions by a US person in the securities mentioned in this report must be effected through a registered broker-dealer under Section 15 of the Securities Exchange Act of 1934, as amended. Yuanta research is distributed in Taiwan by Yuanta Securities Investment Consulting. Yuanta research is distributed in Hong Kong by Yuanta Securities (Hong Kong) Co. Limited, which is licensed in Hong Kong by the Securities and Futures Commission for regulated activities, including Type 4 regulated activity (advising on securities). In Hong Kong, this research report may not be redistributed, retransmitted or disclosed, in whole or in part or any form or manner, without the express written