

當日市場：鋼鐵股和銀行股引領市場漲勢

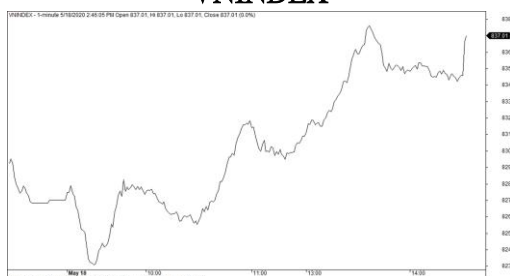
2020/05/18

市場走勢

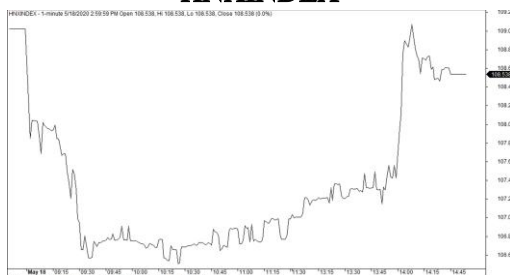
市場指數	VNI	HNI	UPCOM
收盤	837.01	108.54	53.29
%日	1.21%	-0.44%	0.26%
%週	1.05%	-2.72%	-0.37%
%月	6.00%	-1.74%	2.17%
%年	-14.28%	2.60%	-3.53%
成交值(十億盾)			
當日	4,444	492	449
日均量/週	5,892	564	314
日均量/月	4,992	481	264
外資進出			
買進	566.11	1.52	3.51
賣出	654.95	7.97	18.23
買賣超	-88.84	-6.45	-14.72
市場漲跌家數			
上漲	181	84	93
下跌	133	59	86
持平	79	228	724
市場指標			
P/E	13.48	9.50	15.16
總市值 (兆盾)	2,887	204	813
股息殖利 率	4.47%	2.21%	4.85%

資料源: Bloomberg - YSVN

VNINDEX



HNIINDEX



市場走勢

經上週修正後，市場已經得到平衡，從早盤開始恢復。最樂觀的是 HOSE 的指數，午盤的心理相當興奮，因此 VN-Index 收於當天的最高水平，相當於 837.01 點，上漲了 1.21%。HNX-Index 將從開盤的跌幅縮小至-0.44%，收於 108.54 點。Upcom-Index 上漲 0.26%，收於 53.29 點。不利的是，三大市場的交易價值略有減少，至約 4 兆 5,000 億越南盾。

藍籌股重返帶領市場的趨勢，VN30-Index 上漲 1.72%。HPG 的交易最為脫穎而出，因收盤漲停至 25,100 盾，為 2020 年 2 月以來的最高水平。VPB (+5.2%)，MWG (+4.1%)，GAS (+3.7%)，VCB (+3.3%)，PNJ (+2.4%)，CTG (+2.2%) 強勁上漲。下跌的股票很少，只有 VIC，STB，SBT，ROS，REE 有所下跌。

建材估 (HPG，HSG，NKG)，油氣股 (PVD，PLX)，證券股 (VCI，HCM) 的漲勢比普通市場強。此外，DBC (+7%)，KDC (+6.9%) 經短期修正後，繼續短期上漲趨勢。

外資在三大市場上賣超超過 1,100 億越南盾。集中拋售 VHM (375 億)，BID (267 億)。相反，集中買進 VPB (612 億)，VCB (408 億)。

市場短期觀點

我們認為市場可能在下一盤繼續上漲，並且 VN-Index 可能在接下來的幾盤測試最近的阻力位 880 點。同時，銀行股正吸引現金流，並且有即將進入積極的劇烈波動時期的跡象，這表明現金流並未顯示出退出市場和短期風險仍很低。但是，停利壓力仍在增加，因此在接下來的幾盤里市場仍可能出現修正。

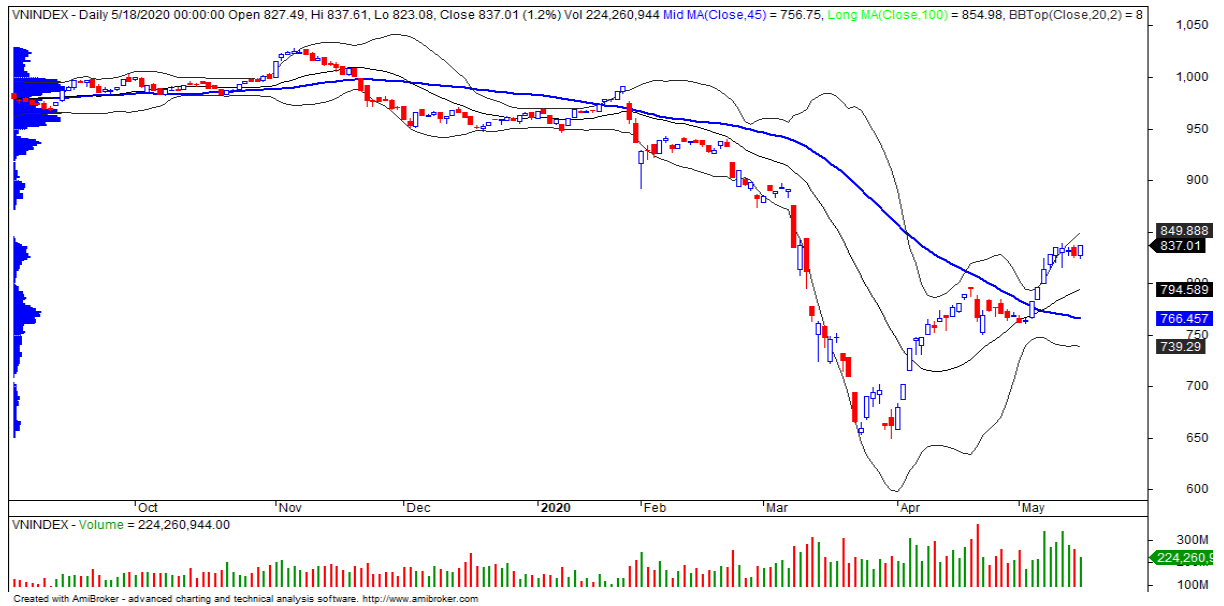
我們的趨勢指標系統維持兩個指數的短期上漲趨勢，VN-Index 的支撐位為 798.6 點，HNX-Index 的為 107.02 點。因此，我們建議短期投資者繼續持有當前的投資組合，並限制買進新股票。

建議短線投資比重：84%股票/16%現金。

(股票趨勢追蹤圖在下一頁內更新)

We Create Fortune

技術分析圖



指數技術分析圖 VN-Index



指數技術分析圖 HNX-Index

指數	短期趨勢	中期趨勢	阻力區 1	阻力區 2	支撐區 1	支撐區 2
VN-Index	上漲	上漲	997	1,000	988	953
HNX-Index	上漲	上漲	106	108	99	90
VN30	上漲	上漲	895	935	877	863
VNMidcaps	上漲	上漲	992	1,030	969	963
VNSmallcaps	上漲	上漲	835	845	822	804

We Create Fortune

股票趨勢追蹤表

股票	價格	短期趨勢	中期趨勢	短期買進價格	短期停損	暫計短期利潤%	短期訊號	中期買進價格	中期停損	暫計中期利潤%	中期訊號
AAA	12.35	下跌	上漲		12.92			12.80	10.42	-3.52%	
ACB	21.80	上漲	下跌	20.60	20.39	5.83%			22.19		
ACV	57.80	上漲	上漲	49.50	55.24	16.77%		59.30	46.68	-2.53%	
ANV	18.45	上漲	上漲	14.85	17.10	24.24%		16.80	13.42	9.82%	
ASM	5.43	上漲	上漲	4.15	5.08	30.84%		4.76	3.84	14.08%	
BFC	11.65	上漲	上漲	11.95	11.48	-2.51%		12.25	10.21	-4.90%	
BID	38.90	上漲	下跌	36.70	36.91	5.99%			40.35		
BMP	46.75	上漲	上漲	37.95	44.77	23.19%		45.00	38.44	3.89%	
BSR	6.50	上漲	下跌	6.10	5.84	6.56%			6.90		
BVH	48.80	上漲	上漲	39.50	46.32	23.54%		48.45	36.52	0.72%	
BWE	21.20	上漲	上漲	18.00	20.36	17.78%		20.45	18.02	3.67%	
CEO	7.50	上漲	上漲	6.80	6.96	10.29%		7.50	7.29	0.00%	MUA
CII	20.70	上漲	下跌	21.00	19.41	-1.43%			21.58		
CMG	28.50	上漲	上漲	25.50	27.50	11.76%		29.50	23.08	-3.39%	
CMX	15.90	下跌	上漲	11.70	15.96	36.43%	BÁN	13.50	9.47	17.78%	
CSM	15.60	下跌	上漲		17.18			12.25	14.46	27.35%	
CTD	68.50	上漲	上漲	54.20	63.82	26.38%		61.70	48.92	11.02%	
CTG	21.35	上漲	下跌	20.10	20.00	6.22%			21.98		
CTR	43.40	上漲	上漲	34.50	39.60	25.80%		42.00	30.50	3.33%	
CVT	17.40	上漲	上漲	17.55	16.48	-0.85%		17.80	14.70	-2.25%	
DCM	8.18	上漲	上漲	5.86	7.94	39.59%		6.40	6.89	27.81%	
DGC	31.80	上漲	上漲	22.50	29.24	41.33%		24.40	23.81	30.33%	
DGW	27.75	上漲	上漲	20.40	24.80	36.03%		23.70	20.93	17.09%	
DHA	33.90	上漲	上漲	31.55	31.62	7.45%		33.00	28.08	2.73%	
DHC	37.40	上漲	上漲	34.00	35.79	10.00%		38.00	32.12	-1.58%	
DHG	91.60	上漲	上漲	82.50	89.25	11.03%		96.00	79.82	-4.58%	
DIG	11.90	上漲	下跌	11.55	11.20	3.03%			12.63		
DPG	25.85	上漲	下跌	26.50	23.95	-2.45%			29.59		
DPM	13.70	下跌	上漲		14.93			13.70	12.16	0.00%	
DPR	37.85	上漲	下跌	36.15	36.13	4.70%			39.12		
DQC	16.65	上漲	上漲	16.75	15.98	-0.60%		16.00	15.06	4.06%	
DRC	18.90	上漲	上漲	16.70	18.35	13.17%		18.85	16.16	0.27%	
DXG	10.60	上漲	下跌	8.89	9.91	19.24%			10.75		
EIB	15.75	上漲	下跌	15.75	15.73	0.00%	MUA		17.10		

We Create Fortune

FCN	9.14	上漲	上漲	7.58	8.71	20.58%		8.98	7.27	1.78%	
FMC	25.55	上漲	上漲	18.70	24.53	36.63%		19.95	20.35	28.07%	
FPT	48.35	上漲	上漲	44.60	46.23	8.41%		51.20	38.55	-5.57%	
GAS	73.50	上漲	上漲	63.00	68.05	16.67%		70.90	70.18	3.67%	MUA
GEX	16.75	上漲	上漲	16.40	15.55	2.13%		16.65	13.00	0.60%	
GIL	18.90	上漲	下跌	17.20	18.33	9.88%			19.02		
GMD	19.30	上漲	上漲	16.50	18.04	16.97%		18.35	15.11	5.18%	
GTN	17.50	上漲	上漲	15.00	15.83	16.67%		17.20	17.14	1.74%	MUA
GVR	12.30	上漲	上漲	10.10	11.42	21.78%		11.15	8.35	10.31%	
HAG	3.86	上漲	上漲	2.81	3.58	37.37%		3.38	2.95	14.20%	
HAX	11.60	上漲	上漲	11.30	10.78	2.65%		11.20	8.83	3.57%	
HBC	8.63	上漲	上漲	7.31	8.15	18.06%		8.51	8.49	1.41%	MUA
HCM	18.70	上漲	上漲	13.55	16.87	38.01%		15.45	13.12	21.04%	
HDB	23.20	上漲	上漲	20.50	21.47	13.17%		22.85	22.50	1.53%	MUA
HDC	18.35	上漲	下跌	17.65	16.65	3.97%			18.98		
HDG	26.90	上漲	上漲	25.50	25.18	5.49%		25.65	18.75	4.87%	
HNG	14.20	上漲	上漲	12.80	13.56	10.94%		14.40	13.55	-1.39%	MUA
HPG	25.10	上漲	上漲	18.85	22.32	33.16%		20.70	18.82	21.26%	
HSG	9.46	上漲	上漲	5.56	8.29	70.14%		6.78	6.20	39.53%	
HT1	13.60	上漲	上漲	11.95	13.08	13.81%		12.90	11.13	5.43%	
HUT	2.00	上漲	上漲	1.60	1.80	25.00%		2.00	1.94	0.00%	MUA
HVN	26.85	上漲	上漲	20.65	26.03	30.02%		25.85	22.45	3.87%	
KBC	12.90	上漲	上漲	11.75	12.30	9.79%			12.90		
KDH	21.80	上漲	上漲	20.00	21.71	9.00%		21.35	18.60	2.11%	
KSB	20.40	上漲	上漲	14.00	18.78	45.71%		18.35	14.55	11.17%	
LCG	6.17	上漲	上漲	4.51	5.65	36.81%		5.45	4.45	13.21%	
LDG	5.30	上漲	下跌	5.44	5.00	-2.57%			5.81		
LHG	17.45	上漲	上漲	12.60	16.18	38.49%		14.95	14.37	16.72%	
LPB	7.40	上漲	下跌	7.10	6.92	4.23%			7.48		
MBB	17.05	上漲	上漲	15.75	16.29	8.25%		17.00	13.48	0.29%	
MPC	26.40	上漲	上漲	20.80	24.61	26.92%		24.10	18.71	9.54%	
MSN	62.50	上漲	上漲	61.00	58.86	2.46%		60.20	49.69	3.82%	
MSR	14.90	上漲	下跌	15.00	14.59	-0.67%			16.05		
MWG	85.50	上漲	上漲	69.90	78.79	22.32%		82.00	66.07	4.27%	
NDN	16.80	上漲	上漲	15.80	15.85	6.33%		16.20	13.40	3.70%	
NKG	7.26	上漲	上漲	5.27	6.67	37.76%		6.47	5.12	12.21%	
NLG	23.50	上漲	上漲	20.80	22.85	12.98%		24.20	23.41	-2.89%	MUA
NT2	20.30	上漲	上漲	18.10	20.10	12.15%		20.65	18.01	-1.69%	
NTL	17.55	上漲	下跌	17.50	16.89	0.29%			19.42		

We Create Fortune

NVL	52.80	上漲	下跌	53.00	50.38	-0.38%			55.62		
OIL	8.10	上漲	上漲	7.40	7.39	9.46%		7.70	6.03	5.19%	
PAC	23.00	上漲	上漲	18.85	21.66	22.02%		20.40	18.59	12.75%	
PC1	17.50	上漲	上漲	11.80	15.72	48.31%		13.95	12.61	25.45%	
PDR	27.95	上漲	上漲	26.80	26.59	4.29%		26.80	24.33	4.29%	
PHR	44.55	上漲	上漲	38.85	42.91	14.67%		44.30	35.48	0.56%	
PLX	45.35	上漲	上漲	39.97	42.22	13.46%		43.80	34.52	3.54%	
PNJ	63.50	上漲	上漲	55.50	59.67	14.41%		59.70	47.57	6.37%	
POW	10.10	下跌	上漲		10.49			9.55	8.31	5.76%	
PVT	10.85	上漲	上漲	10.65	10.10	1.88%		10.30	8.03	5.34%	
PPC	24.25	下跌	上漲		25.88			25.45	21.77	-4.72%	
PTB	47.00	上漲	上漲	39.35	44.81	19.44%		47.00	35.60	0.00%	
PVB	14.50	下跌	上漲		14.91			11.50	11.27	26.09%	
PVD	10.90	上漲	上漲	10.35	9.57	5.31%		9.80	7.20	11.22%	
PVI	30.80	上漲	上漲	33.40	30.06	-7.78%		30.70	27.71	0.33%	
PVS	13.00	上漲	上漲	11.30	11.83	15.04%		12.80	12.44	1.56%	MUA
PXS	4.50	上漲	上漲	3.98	4.17	13.07%		3.70	2.54	21.62%	
QNS	23.50	上漲	下跌	22.60	22.80	3.98%			23.73		
REE	31.35	上漲	下跌	30.20	30.33	3.81%			31.90		
SAB	173.00	上漲	上漲	172.00	158.48	0.58%		165.40	138.89	4.59%	
SAM	9.25	下跌	上漲		9.46			7.40	8.90	25.00%	
SCR	4.70	上漲	下跌	4.30	4.39	9.30%			4.82		
SHI	8.90	上漲	下跌	8.70	8.16	2.30%			9.06		
SJS	19.40	上漲	上漲	17.10	17.98	13.45%		19.50	14.92	-0.51%	
SKG	9.92	上漲	上漲	7.90	9.40	25.57%		9.19	8.15	7.94%	
SSI	14.15	上漲	上漲	13.25	13.21	6.79%		13.30	10.73	6.39%	
STB	9.73	上漲	上漲	8.93	9.34	8.96%		9.73	7.47	0.00%	
TCB	20.65	上漲	上漲	16.95	19.01	21.83%		18.90	14.91	9.26%	
TCM	16.10	上漲	上漲	16.75	15.75	-3.88%		16.10	15.44	0.00%	MUA
TDH	8.97	上漲	上漲	8.67	8.27	3.46%		8.88	6.74	1.01%	
TLH	3.27	上漲	上漲	2.88	3.11	13.54%		3.28	3.12	-0.30%	MUA
TNG	13.60	下跌	上漲		13.86			11.70	9.15	16.24%	
VCB	78.50	上漲	上漲	65.00	71.53	20.77%		76.00	73.63	3.29%	MUA
VCG	25.00	下跌	下跌	25.50	25.09	-1.62%	BÁN		26.09		
VCS	65.60	上漲	下跌	66.50	62.60	-1.35%			68.26		
VGC	17.40	上漲	上漲	14.90	16.25	16.78%		16.65	14.70	4.50%	
VGT	8.20	上漲	上漲	8.80	7.87	-6.82%		8.40	6.36	-2.38%	
VHC	32.25	上漲	上漲	25.10	30.07	28.49%		28.70	23.78	12.37%	
VHM	71.90	上漲	上漲	66.00	67.41	8.94%		67.10	55.36	7.15%	

We Create Fortune

VIB	15.10	上漲	下跌	14.70	14.39	2.72%			15.52		
VIC	96.50	上漲	上漲	86.80	92.11	11.18%		95.00	81.54	1.58%	
VIP	5.08	上漲	上漲	4.33	4.66	17.32%		4.77	3.84	6.50%	
VJC	114.00	上漲	上漲	109.10	112.20	4.49%		117.40	101.35	-2.90%	
VND	12.00	上漲	下跌	11.80	11.22	1.69%			12.80		
VNG	13.90	上漲	下跌	13.40	13.05	3.73%			14.72		
VNM	111.10	上漲	上漲	105.00	106.72	5.81%		102.80	90.58	8.07%	
VPB	25.10	上漲	上漲	22.80	21.84	10.09%		22.80	16.17	10.09%	
VPI	42.25	上漲	上漲	42.00	41.30	0.60%		41.30	40.58	2.30%	
VRC	6.60	上漲	下跌	6.95	6.25	-5.04%			7.77		
VRE	24.55	下跌	上漲		25.53			23.80	19.95	3.15%	
VSC	27.55	上漲	上漲	24.50	26.24	12.45%		23.90	22.28	15.27%	

LARGECAPS 大型股票趨勢追蹤表

股票	價格	短期趨勢	中期趨勢	短期買進價格	短期停損	暫計短期利潤%	短期訊號	中期買進價格	中期停損	暫計中期利潤%	中期訊號
ACB	21.80	上漲	下跌	20.60	20.39	5.83%			22.19		
BID	38.90	上漲	下跌	36.70	36.91	5.99%			40.35		
BSR	6.50	上漲	下跌	6.10	5.84	6.56%			6.90		
BVH	48.80	上漲	上漲	39.50	46.32	23.54%		48.45	36.52	0.72%	
CTG	21.35	上漲	下跌	20.10	20.00	6.22%			21.98		
FPT	48.35	上漲	上漲	44.60	46.23	8.41%		51.20	38.55	-5.57%	
GAS	73.50	上漲	上漲	63.00	68.05	16.67%		70.90	70.18	3.67%	MUA
GEX	16.75	上漲	上漲	16.40	15.55	2.13%		16.65	13.00	0.60%	
GVR	12.30	上漲	上漲	10.10	11.42	21.78%		11.15	8.35	10.31%	
HDB	23.20	上漲	上漲	20.50	21.47	13.17%		22.85	22.50	1.53%	MUA
HNG	14.20	上漲	上漲	12.80	13.56	10.94%		14.40	13.55	-1.39%	MUA
HPG	25.10	上漲	上漲	18.85	22.32	33.16%		20.70	18.82	21.26%	
HVN	26.85	上漲	上漲	20.65	26.03	30.02%		25.85	22.45	3.87%	
KDH	21.80	上漲	上漲	20.00	21.71	9.00%		21.35	18.60	2.11%	
MBB	17.05	上漲	上漲	15.75	16.29	8.25%		17.00	13.48	0.29%	
MSN	62.50	上漲	上漲	61.00	58.86	2.46%		60.20	49.69	3.82%	
MWG	85.50	上漲	上漲	69.90	78.79	22.32%		82.00	66.07	4.27%	
NVL	52.80	上漲	下跌	53.00	50.38	-0.38%			55.62		
OIL	8.10	上漲	上漲	7.40	7.39	9.46%		7.70	6.03	5.19%	
PLX	45.35	上漲	上漲	39.97	42.22	13.46%		43.80	34.52	3.54%	
PNJ	63.50	上漲	上漲	55.50	59.67	14.41%		59.70	47.57	6.37%	

We Create Fortune

POW	10.10	下跌	上漲		10.49			9.55	8.31	5.76%	
QNS	23.50	上漲	下跌	22.60	22.80	3.98%			23.73		
REE	31.35	上漲	下跌	30.20	30.33	3.81%			31.90		
ROS	3.41	下跌	下跌		3.78				6.07		
SBT	14.70	上漲	下跌	14.00	13.74	5.00%			15.86		
SSI	14.15	上漲	上漲	13.25	13.21	6.79%		13.30	10.73	6.39%	
STB	9.73	上漲	上漲	8.93	9.34	8.96%		9.73	7.47	0.00%	
TCB	20.65	上漲	上漲	16.95	19.01	21.83%		18.90	14.91	9.26%	
TPB	21.50	上漲	下跌	18.75	20.45	14.67%			23.94		
VCB	78.50	上漲	上漲	65.00	71.53	20.77%		76.00	73.63	3.29%	MUA
VCG	25.00	下跌	下跌	25.50	25.09	-1.62%	BÁN		26.09		
VCS	65.60	上漲	下跌	66.50	62.60	-1.35%			68.26		
VEA	38.20	上漲	下跌	31.50	36.09	21.27%			59.45		
VGI	28.60	上漲	上漲	22.60	25.40	26.55%		26.40	20.63	8.33%	
VHM	71.90	上漲	上漲	66.00	67.41	8.94%		67.10	55.36	7.15%	
VIB	15.10	上漲	下跌	14.70	14.39	2.72%			15.52		
VIC	96.50	上漲	上漲	86.80	92.11	11.18%		95.00	81.54	1.58%	
VJC	114.00	上漲	上漲	109.10	112.20	4.49%		117.40	101.35	-2.90%	
VNM	111.10	上漲	上漲	105.00	106.72	5.81%		102.80	90.58	8.07%	
VPB	25.10	上漲	上漲	22.80	21.84	10.09%		22.80	16.17	10.09%	
VRE	24.55	下跌	上漲		25.53			23.80	19.95	3.15%	

MIDCAPS 中型股票趨勢追蹤表

股票	價格	短期趨勢	中期趨勢	短期買進價格	短期停損	暫計短期利潤%	短期訊號	中期買進價格	中期停損	暫計中期利潤%	中期訊號
AAA	12.35	下跌	上漲		12.92			12.80	10.42	-3.52%	
ANV	18.45	上漲	上漲	14.85	17.10	24.24%		16.80	13.42	9.82%	
ASM	5.43	上漲	上漲	4.15	5.08	30.84%		4.76	3.84	14.08%	
BMI	21.70	上漲	上漲	16.95	19.67	28.02%		21.00	16.49	3.33%	
BMP	46.75	上漲	上漲	37.95	44.77	23.19%		45.00	38.44	3.89%	
BWE	21.20	上漲	上漲	18.00	20.36	17.78%		20.45	18.02	3.67%	
CEO	7.50	上漲	上漲	6.80	6.96	10.29%		7.50	7.29	0.00%	MUA
CII	20.70	上漲	下跌	21.00	19.41	-1.43%			21.58		
CRE	15.20	下跌	下跌		16.20				17.38		
CTI	19.00	上漲	下跌	20.30	18.54	-6.40%			22.26		
CTR	43.40	上漲	上漲	34.50	39.60	25.80%		42.00	30.50	3.33%	

We Create Fortune

D2D	57.40	上漲	下跌	57.00	54.33	0.70%			57.71		
DBD	51.10	上漲	上漲	48.80	49.77	4.71%		51.40	45.68	-0.58%	
DCM	8.18	上漲	上漲	5.86	7.94	39.59%		6.40	6.89	27.81%	
DGW	27.75	上漲	上漲	20.40	24.80	36.03%		23.70	20.93	17.09%	
DHC	37.40	上漲	上漲	34.00	35.79	10.00%		38.00	32.12	-1.58%	
DIG	11.90	上漲	下跌	11.55	11.20	3.03%			12.63		
DPG	25.85	上漲	下跌	26.50	23.95	-2.45%			29.59		
DPM	13.70	下跌	上漲		14.93			13.70	12.16	0.00%	
DRC	18.90	上漲	上漲	16.70	18.35	13.17%		18.85	16.16	0.27%	
DXG	10.60	上漲	下跌	8.89	9.91	19.24%			10.75		
E1VFN30	13.07	上漲	上漲	11.22	12.38	16.49%		12.25	10.69	6.69%	
FCN	9.14	上漲	上漲	7.58	8.71	20.58%		8.98	7.27	1.78%	
FLC	2.89	上漲	下跌	3.02	2.75	-4.30%			3.57		
GEG	21.20	上漲	下跌	20.80	20.40	1.92%			22.70		
GMD	19.30	上漲	上漲	16.50	18.04	16.97%		18.35	15.11	5.18%	
GTN	17.50	上漲	上漲	15.00	15.83	16.67%		17.20	17.14	1.74%	MUA
HAG	3.86	上漲	上漲	2.81	3.58	37.37%		3.38	2.95	14.20%	
HBC	8.63	上漲	上漲	7.31	8.15	18.06%		8.51	8.49	1.41%	MUA
HCM	18.70	上漲	上漲	13.55	16.87	38.01%		15.45	13.12	21.04%	
HDC	18.35	上漲	下跌	17.65	16.65	3.97%			18.98		
HDG	26.90	上漲	上漲	25.50	25.18	5.49%		25.65	18.75	4.87%	
HPX	26.95	上漲	#N/A	28.00	26.08	-3.75%		35.30	#N/A	#N/A	
HSG	9.46	上漲	上漲	5.56	8.29	70.14%		6.78	6.20	39.53%	
HT1	13.60	上漲	上漲	11.95	13.08	13.81%		12.90	11.13	5.43%	
HTM	12.00	上漲	下跌	12.80	10.83	-6.25%			15.81		
IBC	21.50	上漲	下跌	21.00	20.05	2.38%			21.69		
IDI	4.35	上漲	上漲	3.31	4.02	31.42%		3.88	3.02	12.11%	
IJC	12.10	上漲	上漲	9.12	11.70	32.68%		11.30	9.00	7.08%	
ITA	2.67	上漲	上漲	2.06	2.51	29.61%		2.42	2.09	10.33%	
KBC	12.90	上漲	上漲	11.75	12.30	9.79%			12.90		
KDC	23.10	上漲	上漲	16.90	20.05	36.69%		20.30	16.03	13.79%	
KOS	28.90	上漲	上漲	28.80	27.40	0.35%		26.30	26.55	9.89%	
KSB	20.40	上漲	上漲	14.00	18.78	45.71%		18.35	14.55	11.17%	
LDG	5.30	上漲	下跌	5.44	5.00	-2.57%			5.81		
LPB	7.40	上漲	下跌	7.10	6.92	4.23%			7.48		
MBG	8.00	上漲	下跌	7.40	7.74	8.11%			14.73		
MBS	9.40	上漲	下跌	9.90	9.13	-5.05%			10.74		
MPC	26.40	上漲	上漲	20.80	24.61	26.92%		24.10	18.71	9.54%	

We Create Fortune

NBB	19.10	上漲	上漲	20.05	18.63	-4.74%		18.80	16.60	1.60%	
NKG	7.26	上漲	上漲	5.27	6.67	37.76%		6.47	5.12	12.21%	
NLG	23.50	上漲	上漲	20.80	22.85	12.98%		24.20	23.41	-2.89%	MUA
NT2	20.30	上漲	上漲	18.10	20.10	12.15%		20.65	18.01	-1.69%	
NTL	17.55	上漲	下跌	17.00	16.89	3.24%			19.42		
NVB	7.80	下跌	下跌		8.28				8.87		
OGC	3.35	上漲	上漲	2.67	3.11	25.47%		2.98	2.71	12.42%	
PC1	17.50	上漲	上漲	11.80	15.72	48.31%		13.95	12.61	25.45%	
PDR	27.95	上漲	上漲	26.80	26.59	4.29%		26.80	24.33	4.29%	
PHR	44.55	上漲	上漲	38.85	42.91	14.67%		44.30	35.48	0.56%	
PPC	24.25	下跌	上漲		25.88			25.45	21.77	-4.72%	
PTB	47.00	上漲	上漲	39.35	44.81	19.44%		47.00	35.60	0.00%	
PVD	10.90	上漲	上漲	10.35	9.57	5.31%		9.80	7.20	11.22%	
PVI	30.80	上漲	上漲	33.40	30.06	-7.78%		30.70	27.71	0.33%	
PVS	13.00	上漲	上漲	11.30	11.83	15.04%		12.80	12.44	1.56%	MUA
PVT	10.85	上漲	上漲	10.65	10.10	1.88%		10.30	8.03	5.34%	
QCG	7.75	上漲	上漲	6.46	7.23	19.97%		7.65	5.62	1.31%	
SCR	4.70	上漲	下跌	4.30	4.39	9.30%			4.82		
SGP	6.20	上漲	下跌	5.90	5.79	5.08%			6.54		
SHB	14.90	下跌	上漲		17.99			7.10	14.43	109.86%	
SHS	9.00	上漲	上漲	9.20	8.25	-2.17%		8.20	7.12	9.76%	
SZC	18.70	上漲	上漲	14.30	17.68	30.77%		16.60	14.82	12.65%	
TCH	23.00	上漲	下跌	20.55	20.99	11.92%			23.67		
TCM	16.10	上漲	上漲	16.75	15.75	-3.88%		16.10	15.44	0.00%	MUA
TDH	8.97	上漲	上漲	8.67	8.27	3.46%		8.88	6.74	1.01%	
TNG	13.60	下跌	上漲		13.86			11.70	9.15	16.24%	
TTB	3.46	上漲	下跌	2.69	3.14	28.62%			3.86		
VGC	17.40	上漲	上漲	14.90	16.25	16.78%		16.65	14.70	4.50%	
VGT	8.20	上漲	上漲	8.80	7.87	-6.82%		8.40	6.36	-2.38%	
VHC	32.25	上漲	上漲	25.10	30.07	28.49%		28.70	23.78	12.37%	
VND	12.00	上漲	下跌	11.80	11.22	1.69%			12.80		
VNG	13.90	上漲	下跌	13.40	13.05	3.73%			14.72		
VPI	42.25	上漲	上漲	42.00	41.30	0.60%		41.30	40.58	2.30%	

We Create Fortune

SMALLCAPS 小型股票趨勢追蹤表

股票	價格	短期趨勢	中期趨勢	短期買進價格	短期停損	暫計短期利潤%	短期訊號	中期買進價格	中期停損	暫計中期利潤%	中期訊號
AAV	5.10	上漲	下跌	5.20	4.50	-1.92%			5.92		
AGR	3.45	上漲	上漲	2.78	3.14	24.10%		3.01	2.34	14.62%	
AMD	3.12	上漲	下跌	3.28	2.94	-4.88%			4.02		
APG	9.02	上漲	下跌	8.75	8.86	3.09%			9.84		
ART	2.90	上漲	下跌	2.50	2.59	16.00%		3.20	3.02	-5.52%	MUA
BCG	5.68	上漲	下跌	5.60	5.30	1.43%		5.82	5.72	-1.66%	MUA
C4G	7.60	上漲	上漲	4.50	6.62	68.89%		5.50	4.53	38.18%	
C69	6.20	上漲	下跌	7.00	5.96	-11.43%			7.87		
CCL	7.18	上漲	上漲	4.68	6.86	53.42%		6.01	5.42	19.47%	
CVT	17.40	上漲	上漲	17.55	16.48	-0.85%		17.80	14.70	-2.25%	
DAH	11.40	上漲	上漲	9.26	9.43	23.11%		10.70	10.18	6.54%	MUA
DLG	1.50	下跌	下跌		1.58				1.89		
DRH	6.24	上漲	上漲	5.48	5.78	13.87%		5.08	3.56	22.83%	
DTD	12.50	上漲	上漲	12.30	11.06	1.63%			12.32		
EVG	2.59	上漲	下跌	2.47	2.35	4.86%			2.73		
FIT	6.20	下跌	下跌		6.47				7.35		
FTM	1.60	上漲	下跌	1.60	1.50	0.00%	MUA		2.09		
FUESS V50	11.50	上漲	上漲	10.70	11.08	7.48%		10.40	9.72	10.58%	
GKM	17.70	上漲	上漲	15.70	16.98	12.74%		14.90	16.26	18.79%	
HAH	11.10	上漲	上漲	9.44	10.50	17.58%		10.40	9.08	6.73%	
HAI	2.98	下跌	下跌		3.12				3.91		
HAR	2.96	上漲	下跌	2.88	2.68	2.78%			3.15		
HDA	8.20	下跌	上漲		8.75			8.50	7.09	-3.53%	
HHP	12.90	下跌	上漲		12.99			13.20	11.95	-2.27%	
HHS	4.11	上漲	上漲	3.68	3.98	11.68%		4.17	3.13	-1.44%	
HID	2.50	上漲	下跌	2.34	2.28	6.84%			2.53		
HII	12.30	下跌	上漲		13.00			11.00	11.88	11.82%	
HQC	1.08	下跌	下跌		1.13				1.31		
HSL	5.60	下跌	上漲		6.04			5.35	4.43	4.67%	
HUT	2.00	上漲	上漲	1.60	1.80	25.00%		2.00	1.94	0.00%	MUA
HVG	5.40	下跌	下跌		5.74				6.74		
HVH	7.86	上漲	下跌	8.20	7.40	-4.15%			9.52		
IDJ	13.70	下跌	下跌		15.58				19.86		

We Create Fortune

JVC	2.80	上漲	下跌	2.88	2.61	-2.78%		3.00			
KLF	2.00	下跌	上漲		2.17			2.40	1.44	-16.67%	
LCG	6.17	上漲	上漲	4.51	5.65	36.81%		5.45	4.45	13.21%	
LGL	4.81	下跌	下跌		5.06				5.40		
LHG	17.45	上漲	上漲	12.60	16.18	38.49%		14.95	14.37	16.72%	
LMH	1.18	上漲	下跌	1.21	1.06	-2.48%			2.13		
MST	2.80	上漲	下跌	2.90	2.51	-3.45%			3.86		
NDN	16.80	上漲	上漲	15.80	15.85	6.33%		16.20	13.40	3.70%	
PHC	9.67	上漲	下跌	10.50	9.42	-7.90%			10.81		
PLP	8.16	上漲	下跌	6.94	7.66	17.58%			8.53		
PVB	14.50	下跌	上漲		14.91			11.50	11.27	26.09%	
PVC	5.30	上漲	上漲	4.90	4.89	8.16%		5.30	5.27	0.00%	MUA
PVX	0.80	下跌	下跌		1.04				1.06		
PXL	8.90	上漲	上漲	8.10	8.28	9.88%		6.70	7.05	32.84%	
SHI	8.90	上漲	下跌	8.70	8.16	2.30%			9.06		
SJF	1.95	上漲	上漲	1.44	1.81	35.42%		1.73	1.39	12.72%	
SPP	0.40	下跌	下跌		0.57				0.93		
TDC	7.80	上漲	上漲	7.06	7.55	10.48%		7.69	6.56	1.43%	
TIG	6.50	上漲	下跌	5.30	5.66	22.64%			6.68		
TLH	3.27	上漲	上漲	2.88	3.11	13.54%		3.28	3.12	-0.30%	MUA
TNA	15.70	上漲	下跌	16.30	14.31	-3.68%			18.23		
TNI	10.40	上漲	下跌	10.60	10.12	-1.89%			10.85		
TSC	2.40	下跌	下跌		2.50				2.78		
TTF	2.44	上漲	下跌	2.15	2.24	13.49%		2.52	2.44	-3.10%	MUA
TTH	2.10	上漲	下跌	1.90	1.79	10.53%			2.11		
TVC	28.40	上漲	下跌	27.20	27.57	4.41%			29.11		
VC3	16.30	下跌	上漲		16.85			16.90	15.28	-3.55%	
VCR	11.00	上漲	上漲	8.90	8.92	23.60%		12.90	7.61	-14.73%	
VNA	2.70	上漲	下跌	2.30	2.19	17.39%			2.84		
VNE	4.80	上漲	上漲	3.65	4.32	31.51%		4.52	3.62	6.19%	MUA
VRC	6.60	上漲	下跌	6.95	6.25	-5.04%			7.77		

We Create Fortune

胡志明市交易所 (HSX)

	收盤	漲跌%
VNI	837.01	1.21%
VN30	787.27	1.72%
VN Mid	835.25	0.45%
VN Small	715.73	0.46%

河內交易所 (HSX)

	收盤	漲跌%
HNI	108.54	-0.44%
HN30	212.41	-0.04%
VNX AllSh	754.31	1.28%

UPCOM 市場 (UPCoM)

	收盤	漲跌%
UPCoM	53.29	0.26%

外資交易	成交值(十億盾)
買進	566.11
賣出	654.95
買超/賣超	-88.84

外資交易	成交值(十億盾)
買進	1.52
賣出	7.97
買超/賣超	-6.45

外資交易	成交值(十億盾)
買進	3.51
賣出	18.23
買超/賣超	-14.72

上漲排名/股碼	漲跌 (VND)	漲跌%
DBC	2100	6.99%
KDC	1500	6.94%
YEG	3800	6.93%
HSG	610	6.89%
HPG	1600	6.81%

上漲排名/股碼	漲跌 (VND)	漲跌%
PLC	1000	6.06%
TIG	300	4.84%
LAS	200	3.39%
DGC	600	1.92%
PVS	200	1.56%

上漲排名/股碼	漲跌 (VND)	漲跌%
KDF	946	3.67%
NTC	5750	3.16%
SIP	1321	1.73%
CTR	649	1.52%
HND	181	1.01%

下跌排名/股碼	漲跌 (VND)	漲跌%
TTF	-80	-3.17%
NLG	-700	-2.89%
QCG	-220	-2.76%
CTI	-500	-2.56%
AMD	-80	-2.50%

下跌排名/股碼	漲跌 (VND)	漲跌%
TAR	-1700	-5.67%
SHB	-600	-3.87%
NVB	-100	-1.27%
TVC	-200	-0.70%
AMV	-100	-0.60%

下跌排名/股碼	漲跌 (VND)	漲跌%
C4G	-284	-3.74%
ABI	-658	-2.41%
BSR	-98	-1.51%
LPB	-93	-1.26%
ACV	-582	-1.00%

*備註：市值>5,000 億盾；成交值>15 億盾

市值排名/股碼	十億盾
VIC	328,096
VCB	281,875
VHM	235,529
VNM	192,945
BID	155,250

市值排名/股碼	十億盾
ACB	36,081
SHB	27,208
VCG	11,175
VCS	10,026
PVI	6,907

市值排名/股碼	十億盾
ACV	126,919
VEA	50,546
MCH	47,771
BCM	23,748
BSR	20,104

交易量排名/股碼	成交值	30 日均
HPG	14,336,920	9,035,689
HSG	11,978,360	9,219,904
VPB	11,745,840	5,745,393
STB	10,066,070	9,626,058
PVD	7,832,680	6,774,201

交易量排名/股碼	成交值	30 日均
SHB	6,367,474	2,783,182
HUT	5,713,138	5,321,011
PVS	4,496,903	5,313,963
ART	3,358,713	2,750,064
NVB	3,150,320	2,205,128

交易量排名/股碼	成交值	30 日均
SIP	3,387,572	26,318
BSR	2,899,270	4,534,621
LPB	1,762,092	2,831,553
C4G	961,020	831,571
TND	640,136	358,065

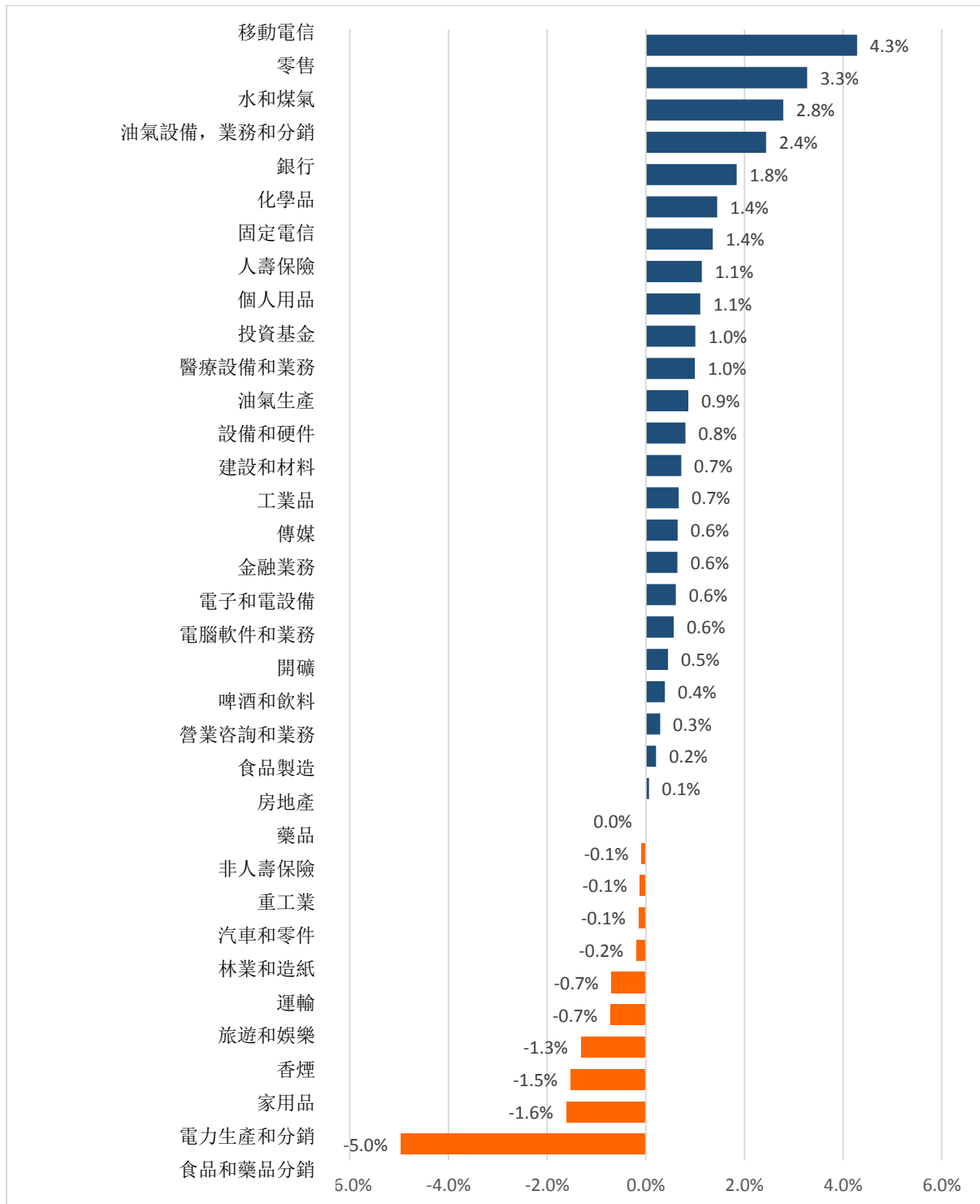
資料源: Bloomberg & Yuanta Research

資料源: Bloomberg & Yuanta Research

資料源: Bloomberg & Yuanta Research

We Create Fortune

各行業板塊的交易走勢



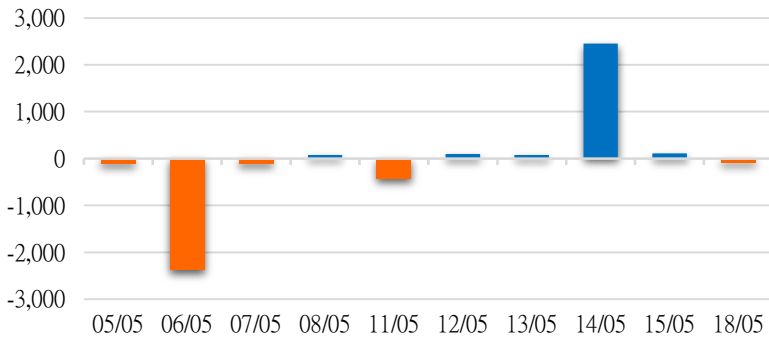
資料源: FiinPro - YSVN



We Create Fortune

外資買進賣統計

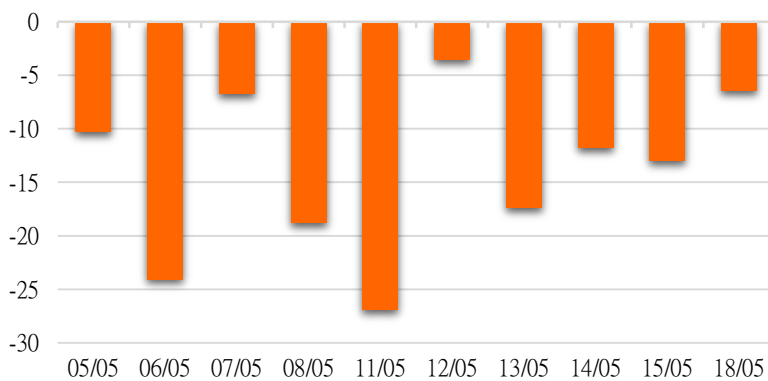
HSX 外資每日買/賣超



證券代碼	買超金額 (百萬盾)	證券代碼	賣超金額 (百萬盾)
VPB	61,264	VHM	37,523
VCB	40,855	BID	26,723
PLX	11,041	CTG	17,794
HPG	8,598	MSN	16,396
GAS	6,942	HDC	14,309

HSX 外資買/賣超的前 5 名

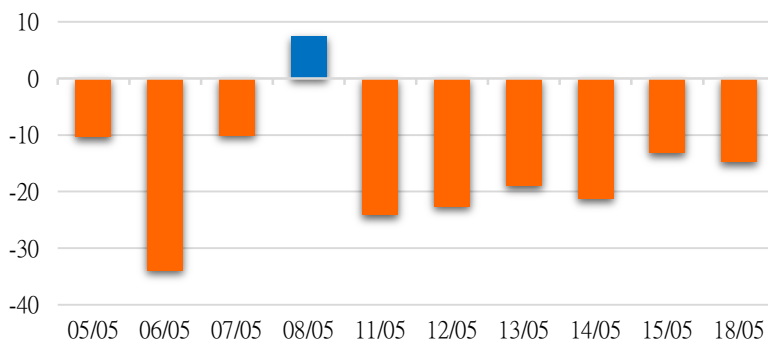
HNX 外資每日買/賣超



證券代碼	買超金額 (百萬盾)	證券代碼	賣超金額 (百萬盾)
TIG	466	SHB	4,038
TKU	200	SHS	1,509
PLC	169	BVS	784
INN	137	ART	775
PVS	102	LHC	388

HNX 外資買/賣超的前 5 名

UPCOM 外資每日買/賣超



證券代碼	買超金額 (百萬盾)	證券代碼	賣超金額 (百萬盾)
VEA	770	ACV	11,172
TND	144	QNS	2,232
FOX	55	NTC	1,031
HND	36	VIB	755
MFS	35	LPB	435

UPCOM 外資買/賣超的前 5 名

源: FiinPro - YSVN



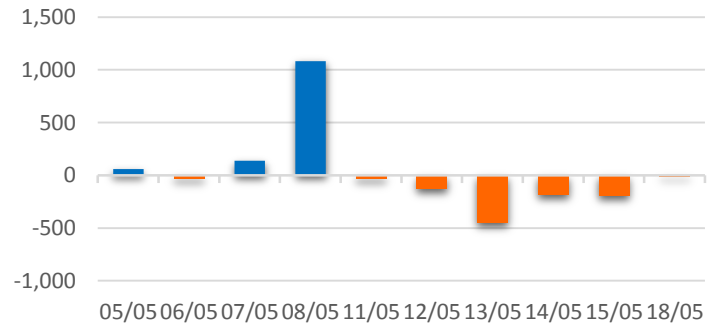
We Create Fortune

自營進出統計

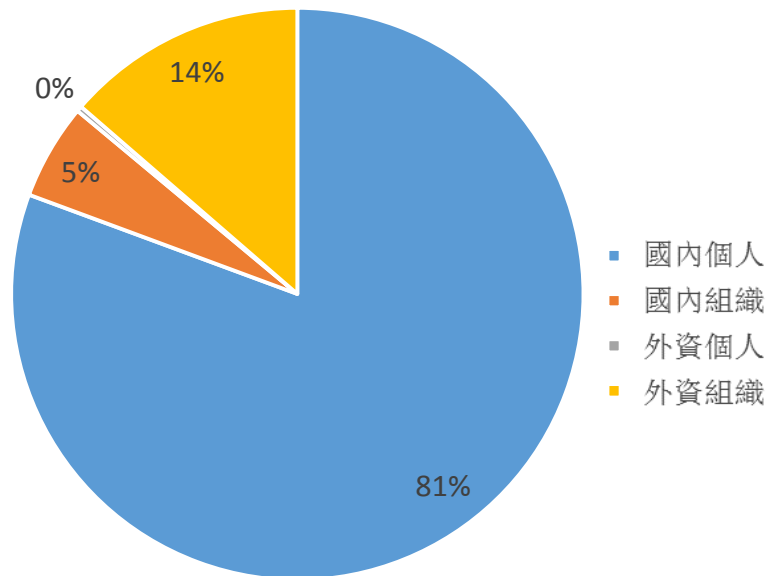
證券代碼	買超金額 (百萬盾)	證券代碼	賣超金額 (百萬盾)
HPG	20,193	FUEVFN30	43,439
E1VFN30	10,952	MWG	16,317
NKG	10,890	HPG	6,317
MWG	8,803	NKG	4,970
MBB	8,693	FPT	4,293

券商自營交易最大前名

券商自營交易每日買/賣超 (bil.VND)



越南證券市場投資人類別統計

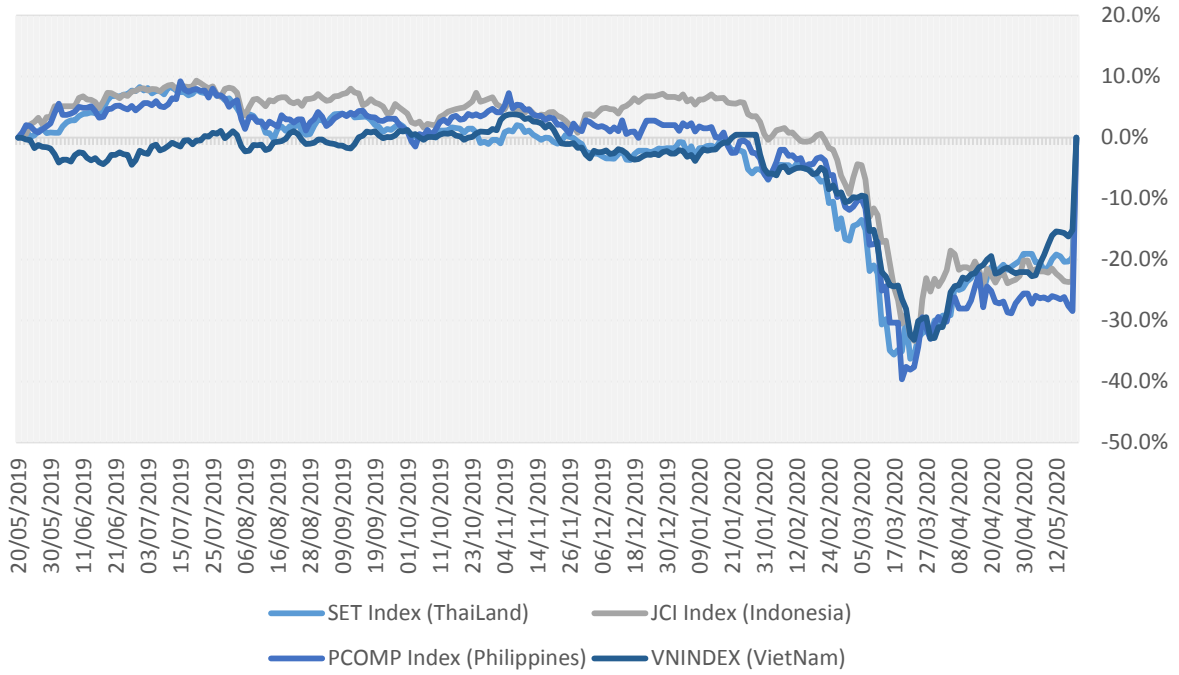


資料源: FinPro - YSVN



We Create Fortune

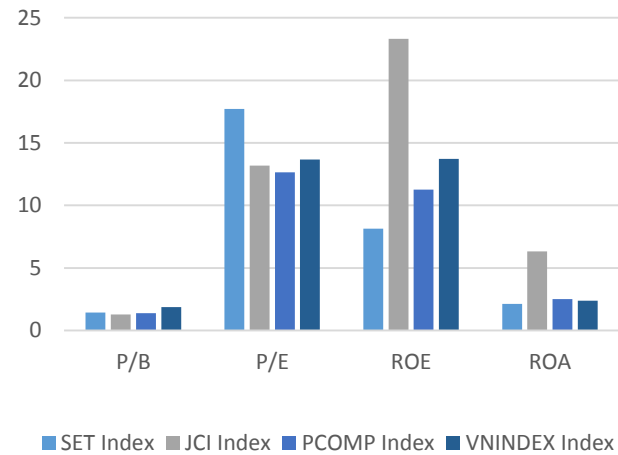
東南亞主要市場走勢比較



東南亞主要市場數據

		Thailand	Indonesia	Philippines	Vietnam
P/B		1.4x	1.3x	1.3x	1.8x
P/E		17.4x	13.1x	12.7x	13.5x
ROE	%	8.22	23.36	11.35	13.71
ROA	%	2.14	6.34	2.53	2.38
Vốn hóa	Tỷ USD	428.48	352.49	140.37	124.30
GTGD	Triệu USD	1.29	0.38	0.06	0.19
LS cổ tức	%	3.85	3.60	2.17	2.22

源: Bloomberg & YSVN





We Create **Fortune**

元大證券（越南）公司

個人客戶分析部

Nguyễn Thế Minh

研究分析經理

+84 28 3622 6868 ext 3826

minh.nguyen@yuanta.com.vn

Lý Thị Hiên

研究分析主管

+84 28 3622 6868 ext 3908

hien.ly@yuanta.com.vn

Quách Đức Khánh

高級分析專員

+84 28 3622 6868 ext 3833

khanh.quach@yuanta.com.vn

Phạm Tấn Phát

高級分析專員

+84 28 3622 6868 ext 3880

phat.pham@yuanta.com.vn

Nguyễn Trịnh Ngọc Hồng

分析專員

+84 28 3622 6868 ext 3832

hong.nguyen@yuanta.com.vn

個人客戶業務部

Nguyễn Thanh Tùng

總公司業務經理

+84 28 3622 6868 ext 3609

tung.nguyen@yuanta.com.vn

Nguyễn Việt Quang

河內分行經理

+84 28 3622 6868 ext 3404

quang.nguyen@yuanta.com.vn

Võ Thị Thu Thủy

平陽分行經理

+84 28 3622 6868 ext 3505

thuy.vo@yuanta.com.vn

Nguyễn Mạnh Hoạt

堤岸分行經理

+84 28 3622 6868 ext 3847

hoat.nguyen@yuanta.com.vn

Bùi Quốc Phong

同奈分行經理

+84 28 3622 6868

phong.bui@yuanta.com.vn

Chung Kim Hoa

華人客戶部經理

+84 28 3622 6868 ext 3828

hoa.chung@yuanta.com.vn

Đinh Thị Thu Cúc

頭頓分行經理

+84 28 3622 6868 ext 3203

cuc.dinh@yuanta.com.vn

Võ Đình Tuấn

峴港分行經理

+84 28 3622 6868 ext 3301

tuun.vo@yuanta.com.vn

Nguyễn Đức Hoàn

河內南部營業中心經理

+84 28 3622 6868 ext 3409

hoan.nguyen@yuanta.com.vn



We Create **Fortune**

Appendix A: Important Disclosures

Analyst Certification

Each research analyst primarily responsible for the content of this research report, in whole or in part, certifies that with respect to each security or issuer that the analyst covered in this report: (1) all of the views expressed accurately reflect his or her personal views about those securities or issuers; and (2) no part of his or her compensation was, is, or will be, directly or indirectly, related to the specific recommendations or views expressed by that research analyst in the research report.

Ratings Definitions

BUY: We have a positive outlook on the stock based on our expected absolute or relative return over the investment period. Our thesis is based on our analysis of the company's outlook, financial performance, catalysts, valuation and risk profile. We recommend investors add to their position.

HOLD-Outperform: In our view, the stock's fundamentals are relatively more attractive than peers at the current price. Our thesis is based on our analysis of the company's outlook, financial performance, catalysts, valuation and risk profile.

HOLD-Underperform: In our view, the stock's fundamentals are relatively less attractive than peers at the current price. Our thesis is based on our analysis of the company's outlook, financial performance, catalysts, valuation and risk profile.

SELL: We have a negative outlook on the stock based on our expected absolute or relative return over the investment period. Our thesis is based on our analysis of the company's outlook, financial performance, catalysts, valuation and risk profile. We recommend investors reduce their position.

Under Review: We actively follow the company, although our estimates, rating and target price are under review.

Restricted: The rating and target price have been suspended temporarily to comply with applicable regulations and/or Yuanta policies.

Note: Yuanta research coverage with a Target Price is based on an investment period of 12 months. Greater China Discovery Series coverage does not have a formal 12 month Target Price and the recommendation is based on an investment period specified by the analyst in the report.

Global Disclaimer

© 2018 Yuanta. All rights reserved. The information in this report has been compiled from sources we believe to be reliable, but we do not hold ourselves responsible for its completeness or accuracy. It is not an offer to sell or solicitation of an offer to buy any securities. All opinions and estimates included in this report constitute our judgment as of this date and are subject to change without notice.

This report provides general information only. Neither the information nor any opinion expressed herein constitutes an offer or invitation to make an offer to buy or sell securities or other investments. This material is prepared for general circulation to clients and is not intended to provide tailored investment advice and does not take into account the individual financial situation and objectives of any specific person who may receive this report. Investors should seek financial advice regarding the appropriateness of investing in any securities, investments or investment strategies discussed or recommended in this report. The information contained in this report has been compiled from sources believed to be reliable but no representation or warranty, express or implied, is made as to its accuracy, completeness or correctness. This report is not (and should not be construed as) a solicitation to act as securities broker or dealer in any jurisdiction by any person or company that is not legally permitted to carry on such business in that jurisdiction.

Yuanta research is distributed in the United States only to Major U.S. Institutional Investors (as defined in Rule 15a-6 under the Securities Exchange Act of 1934, as amended and SEC staff interpretations thereof). All transactions by a US person in the securities mentioned in this report must be effected through a registered broker-dealer under Section 15 of the Securities Exchange Act of 1934, as amended. Yuanta research is distributed in Taiwan by Yuanta Securities Investment Consulting. Yuanta research is distributed in Hong Kong by Yuanta Securities (Hong Kong) Co. Limited, which is licensed in Hong Kong by the Securities and Futures Commission for regulated activities, including Type 4 regulated activity (advising on securities). In Hong Kong, this research report may not be redistributed, retransmitted or disclosed, in whole or in part or any form or manner, without the express written