

當日市場：市場出現分歧

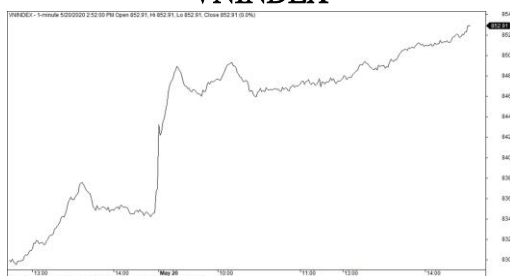
2020/05/20

市場走勢

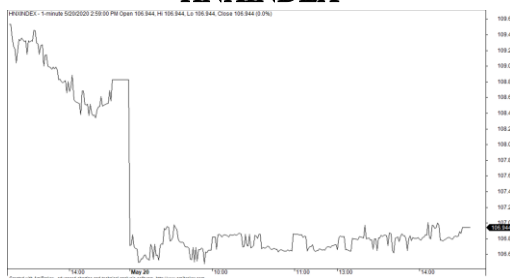
市場指數	VNI	HNI	UPCOM
收盤	852.91	106.94	54.01
%日	0.83%	-1.74%	0.39%
%週	2.24%	-4.40%	0.52%
%月	7.29%	-2.50%	2.60%
%年	-13.60%	0.59%	-2.35%
成交值(十億盾)			
當日	4,438	467	455
日均量/週	5,909	538	560
日均量/月	5,107	487	324
外資進出			
買進	629.62	2.42	22.26
賣出	515.89	2.51	29.19
買賣超	113.73	-0.08	-6.93
市場漲跌家數			
上漲	161	75	94
下跌	141	64	91
持平	91	232	718
市場指標			
P/E	13.76	9.52	15.89
總市值 (兆盾)	2,953	204	822
股息殖利 率	4.43%	2.27%	4.85%

資料源: Bloomberg - YSVN

VNINDEX



HNIINDEX



市場走勢

市場的交易相當震盪，但接近尾盤，全靠一些支撐股，市場緩慢復甦。VN-Index 收於 852.91 點，上漲 0.83%。相反，HNX-Index 下跌 1.74%，收於 106.94 點。Upcom-Index 上漲 0.39%，收於 54.01 點。3 大市場的流動性達近 4 兆 6,000 億越南盾，比上一盤減少近 26%。

HSX 的市場廣度保持平衡，VN-Index 有 161 檔股票上漲，141 檔下跌。今天的漲勢主要來自大型股，其中 Vingroup (VHM (+5.3%)，VRE (+6.6%)) 起到激活和引領市場漲勢的作用。食品和飲料股 (VNM, MSN, KDC)，肥料股 (DCM, DPM, BFC) 的漲勢比普通市場強勁。銀行股有些轉弱，音質有 STB (+5.1%) 脫穎而出。

投機現金流量為積極，如 HAG (+6.9%)，ROS (+6.8%)，TTF (+6.8%)，AMD (+5.5%)，HAI (+4.1%)，HNG (+1.4%)。

外資買超 1,060 億越南盾。集中買進 VHM (953 億)，FUEVFNND ETF (782 億)，VNM (521 億)。相反，集中賣出 HPG (396 億) 和 DPM (239 億)。

市場短期觀點

我們認為，在接下來的幾盤中，短期的漲勢可能會繼續並隨著低流動性。同時，VN-Index 和 VN30 可能會很快在接下來的幾盤中測試 880 和 833 點，我們看到不利的是短期現金流正減弱，市場出現分歧，市場的漲勢仍集中在銀行股和一些大型股上（如：VIC, VHM 和 VRE）。此外，中型股和小型股的短期風險也趨於增加。

我們的趨勢指標系統在兩個主要指數上均保持短期上漲趨勢，VN-Index 的支撐位為 816.45 點，HNX-Index 為 112.44 點。因此，我們建議短期投資者可以繼續持有並限制買進新股票，或者不應在當前階段增加股票比重。同時，投資者可能會考慮在接下來的上漲階段中降低部分股票比重，並等待修正階段時回購。

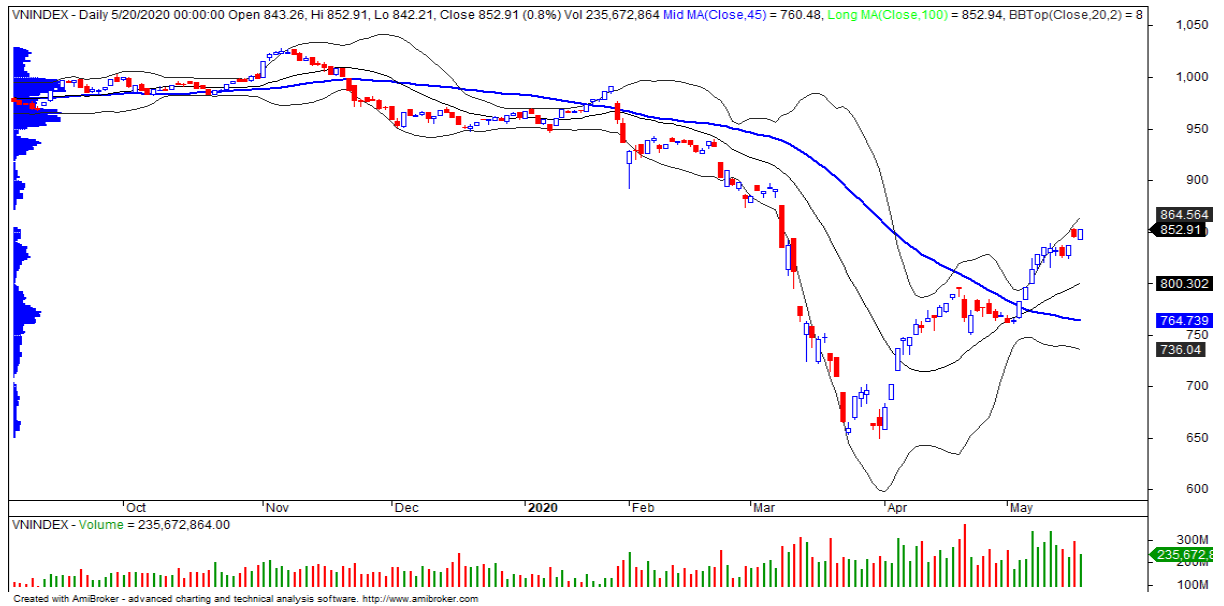
建議短線投資比重：82%股票/18%現金。

(股票趨勢追蹤圖在下一頁內更新)



We Create Fortune

技術分析圖



指數技術分析圖 VN-Index



指數技術分析圖 HNX-Index

指數	短期趨勢	中期趨勢	阻力區 1	阻力區 2	支撐區 1	支撐區 2
VN-Index	上漲	上漲	997	1,000	988	953
HNX-Index	上漲	上漲	106	108	99	90
VN30	上漲	上漲	895	935	877	863
VNMidcaps	上漲	上漲	992	1,030	969	963
VNSmallcaps	上漲	上漲	835	845	822	804

We Create Fortune

股票趨勢追蹤表

股票	價格	短期趨勢	中期趨勢	短期買進價格	短期停損	暫計短期利潤%	短期訊號	中期買進價格	中期停損	暫計中期利潤%	中期訊號
AAA	12.55	下跌	上漲		12.92			12.80	10.42	-1.95%	
ACB	22.20	上漲	上漲	20.60	20.88	7.77%			22.19		
ACV	61.90	上漲	上漲	49.50	56.25	25.05%		59.30	46.68	4.38%	
ANV	18.20	上漲	上漲	14.85	17.10	22.56%		16.80	13.42	8.33%	
ASM	5.38	上漲	上漲	4.15	5.08	29.64%		4.76	3.84	13.03%	
BFC	12.45	上漲	上漲	11.95	11.48	4.18%		12.25	10.21	1.63%	
BID	39.15	上漲	下跌	36.70	36.91	6.68%			40.35		
BMP	46.80	上漲	上漲	37.95	44.77	23.32%		45.00	38.44	4.00%	
BSR	6.50	上漲	下跌	6.10	5.95	6.56%			6.90		
BVH	49.50	上漲	上漲	39.50	46.32	25.32%		48.45	36.52	2.17%	
BWE	21.55	上漲	上漲	18.00	20.38	19.72%		20.45	18.02	5.38%	
CEO	7.50	上漲	上漲	6.80	6.96	10.29%		7.50	7.29	0.00%	買進
CII	20.50	上漲	下跌	21.00	19.41	-2.38%			21.58		
CMG	28.25	上漲	上漲	25.50	27.50	10.78%		29.50	23.08	-4.24%	
CMX	16.55	下跌	上漲		18.18			13.50	9.47	22.59%	
CSM	15.90	下跌	上漲		16.73			12.25	14.46	29.80%	
CTD	69.70	上漲	上漲	54.20	63.82	28.60%		61.70	48.92	12.97%	
CTG	22.30	上漲	上漲	20.10	20.54	10.95%			21.98		
CTR	45.90	上漲	上漲	34.50	41.16	33.04%		42.00	30.50	9.29%	
CVT	17.50	上漲	上漲	17.55	16.48	-0.28%		17.80	14.70	-1.69%	
DCM	8.67	上漲	上漲	5.86	7.94	47.95%		6.40	6.89	35.47%	
DGC	32.30	上漲	上漲	22.50	29.77	43.56%		24.40	23.81	32.38%	
DGW	27.40	上漲	上漲	20.40	25.72	34.31%		23.70	20.93	15.61%	
DHA	33.90	上漲	上漲	31.55	31.62	7.45%		33.00	28.08	2.73%	
DHC	35.65	下跌	上漲	34.00	35.79	5.28%	賣出	38.00	32.12	-6.18%	
DHG	92.10	上漲	上漲	82.50	89.25	11.64%		96.00	79.82	-4.06%	
DIG	12.35	上漲	下跌	11.55	11.25	6.93%			12.63		
DPG	26.80	上漲	下跌	26.50	24.53	1.13%			29.59		
DPM	14.25	下跌	上漲		14.70			13.70	12.16	4.01%	
DPR	37.60	上漲	下跌	36.15	36.13	4.01%			39.12		
DQC	17.75	上漲	上漲	16.75	15.98	5.97%		16.00	15.06	10.94%	
DRC	18.95	上漲	上漲	16.70	18.35	13.47%		18.85	16.16	0.53%	
DXG	10.90	上漲	上漲	8.89	9.91	22.61%			10.75		
EIB	16.30	上漲	下跌	15.75	15.15	3.49%			17.10		

We Create Fortune

FCN	9.20	上漲	上漲	7.58	8.71	21.37%		8.98	7.27	2.45%	
FMC	26.70	上漲	上漲	18.70	24.67	42.78%		19.95	20.35	33.83%	
FPT	48.90	上漲	上漲	38.08	46.64	28.41%		43.72	38.55	11.85%	
GAS	74.20	上漲	上漲	63.00	70.15	17.78%		70.90	70.18	4.65%	買進
GEX	16.80	上漲	上漲	16.40	16.05	2.44%		16.65	13.00	0.90%	
GIL	18.95	上漲	下跌	17.20	18.33	10.17%			19.02		
GMD	19.50	上漲	上漲	16.50	18.27	18.18%		18.35	15.11	6.27%	
GTN	17.30	上漲	上漲	15.00	16.13	15.33%		17.20	17.14	0.58%	買進
GVR	12.80	上漲	上漲	10.10	11.42	26.73%		11.15	8.35	14.80%	
HAG	4.16	上漲	上漲	2.81	3.61	48.04%		3.38	2.95	23.08%	
HAX	11.90	上漲	上漲	11.30	10.84	5.31%		11.20	8.83	6.25%	
HBC	8.75	上漲	上漲	7.31	8.15	19.70%		8.51	8.49	2.82%	買進
HCM	18.50	上漲	上漲	13.55	17.33	36.53%		15.45	13.12	19.74%	
HDB	23.45	上漲	上漲	20.50	21.89	14.39%		22.85	22.50	2.63%	買進
HDC	18.75	上漲	下跌	17.65	17.68	6.23%			18.98		
HDG	26.45	上漲	上漲	25.50	25.18	3.73%		25.65	18.75	3.12%	
HNG	14.20	上漲	上漲	12.80	13.56	10.94%		14.40	13.55	-1.39%	買進
HPG	26.45	上漲	上漲	18.85	24.58	40.32%		20.70	18.82	27.78%	
HSG	9.53	上漲	上漲	5.56	8.95	71.40%		6.78	6.20	40.56%	
HT1	13.70	上漲	上漲	11.95	13.08	14.64%		12.90	11.13	6.20%	
HUT	2.00	上漲	上漲	1.60	1.80	25.00%		2.00	1.94	0.00%	買進
HVN	27.25	上漲	上漲	20.65	26.03	31.96%		25.85	22.45	5.42%	
KBC	13.05	上漲	上漲	11.75	12.30	11.06%			12.90		
KDH	22.20	上漲	上漲	20.00	21.71	11.00%		21.35	18.60	3.98%	
KSB	20.40	上漲	上漲	14.00	18.78	45.71%		18.35	14.55	11.17%	
LCG	6.18	上漲	上漲	4.51	5.65	37.03%		5.45	4.45	13.39%	
LDG	5.27	上漲	下跌	5.44	5.00	-3.13%			5.81		
LHG	17.10	上漲	上漲	12.60	16.50	35.71%		14.95	14.37	14.38%	
LPB	7.60	上漲	上漲	7.10	6.92	7.04%			7.48		
MBB	17.30	上漲	上漲	15.75	16.39	9.84%		17.00	13.48	1.76%	
MPC	26.80	上漲	上漲	20.80	24.61	28.85%		24.10	18.71	11.20%	
MSN	63.80	上漲	上漲	61.00	59.04	4.59%		60.20	49.69	5.98%	
MSR	14.80	上漲	下跌	15.00	14.59	-1.33%			16.05		
MWG	86.50	上漲	上漲	69.90	81.58	23.75%		82.00	66.07	5.49%	
NDN	17.00	上漲	上漲	15.80	15.89	7.59%		16.20	13.40	4.94%	
NKG	7.17	上漲	上漲	5.27	6.71	36.05%		6.47	5.12	10.82%	
NLG	23.70	上漲	上漲	20.80	22.85	13.94%		24.20	23.41	-2.07%	買進
NT2	20.80	上漲	上漲	18.10	20.10	14.92%		20.65	18.01	0.73%	
NTL	17.55	上漲	下跌	17.50	16.89	0.29%			19.42		

We Create Fortune

NVL	53.10	上漲	下跌	53.00	50.38	0.19%			55.62		
OIL	8.10	上漲	上漲	7.40	7.48	9.46%		7.70	6.03	5.19%	
PAC	22.70	上漲	上漲	18.85	21.66	20.42%		20.40	18.59	11.27%	
PC1	17.10	上漲	上漲	11.80	15.97	44.92%		13.95	12.61	22.58%	
PDR	28.10	上漲	上漲	26.80	26.75	4.85%		26.80	24.33	4.85%	
PHR	45.30	上漲	上漲	38.85	42.91	16.60%		44.30	35.48	2.26%	
PLX	46.85	上漲	上漲	39.97	43.72	17.22%		43.80	34.52	6.96%	
PNJ	64.00	上漲	上漲	55.50	59.97	15.32%		59.70	47.57	7.20%	
POW	10.20	下跌	上漲		10.49			9.55	8.31	6.81%	
PVT	10.75	上漲	上漲	10.65	10.14	0.94%		10.30	8.03	4.37%	
PPC	24.20	下跌	上漲		25.47			25.45	21.77	-4.91%	
PTB	46.35	上漲	上漲	39.35	44.81	17.79%		47.00	35.60	-1.38%	
PVB	14.50	下跌	上漲		14.91			11.50	11.27	26.09%	
PVD	10.95	上漲	上漲	10.35	10.24	5.80%		9.80	7.20	11.73%	
PVI	31.00	上漲	上漲	33.40	30.06	-7.19%		30.70	27.71	0.98%	
PVS	12.90	上漲	上漲	11.30	12.13	14.16%		12.80	12.44	0.78%	買進
PXS	4.40	上漲	上漲	3.98	4.17	10.55%		3.70	2.54	18.92%	
QNS	23.90	上漲	上漲	22.60	22.95	5.75%			23.73		
REE	31.40	上漲	下跌	30.20	30.33	3.97%			31.90		
SAB	172.50	上漲	上漲	172.00	160.80	0.29%		165.40	138.89	4.29%	
SAM	9.30	下跌	上漲		9.46			7.40	8.90	25.68%	
SCR	4.66	上漲	下跌	4.30	4.40	8.37%			4.82		
SHI	8.50	上漲	下跌	8.70	8.16	-2.30%			9.06		
SJS	19.00	上漲	上漲	17.10	18.26	11.11%		19.50	14.92	-2.56%	
SKG	10.40	上漲	上漲	7.90	9.53	31.65%		9.19	8.15	13.17%	
SSI	14.30	上漲	上漲	13.25	13.40	7.92%		13.30	10.73	7.52%	
STB	10.40	上漲	上漲	8.93	9.34	16.46%		9.73	7.47	6.89%	
TCB	21.05	上漲	上漲	16.95	19.80	24.19%		18.90	14.91	11.38%	
TCM	16.50	上漲	上漲	16.75	15.75	-1.49%		16.10	15.44	2.48%	買進
TDH	8.70	上漲	上漲	8.67	8.27	0.35%		8.88	6.74	-2.03%	
TLH	3.22	上漲	上漲	2.88	3.11	11.81%		3.28	3.12	-1.83%	買進
TNG	13.50	下跌	上漲		13.86			11.70	9.15	15.38%	
VCB	79.60	上漲	上漲	65.00	74.89	22.46%		76.00	73.63	4.74%	買進
VCG	25.10	下跌	下跌		25.66				26.09		
VCS	65.50	上漲	下跌	66.50	62.60	-1.50%			68.26		
VGC	17.30	上漲	上漲	14.90	16.56	16.11%		16.65	14.70	3.90%	
VGT	8.20	上漲	上漲	8.80	7.87	-6.82%		8.40	6.36	-2.38%	
VHC	34.10	上漲	上漲	25.10	30.30	35.86%		28.70	23.78	18.82%	
VHM	77.10	上漲	上漲	66.00	68.58	16.82%		67.10	55.36	14.90%	

We Create Fortune

VIB	15.10	上漲	下跌	14.70	14.54	2.72%			15.52		
VIC	96.60	上漲	上漲	86.80	92.11	11.29%		95.00	81.54	1.68%	
VIP	4.98	上漲	上漲	4.33	4.68	15.01%		4.77	3.84	4.40%	
VJC	113.70	上漲	上漲	109.10	112.20	4.22%		117.40	101.35	-3.15%	
VND	12.20	上漲	下跌	11.80	11.38	3.39%			12.80		
VNG	13.90	上漲	下跌	13.40	13.11	3.73%			14.72		
VNM	114.00	上漲	上漲	105.00	106.80	8.57%		102.80	90.58	10.89%	
VPB	24.60	上漲	上漲	22.80	23.51	7.89%		22.80	16.17	7.89%	
VPI	42.40	上漲	上漲	42.00	41.45	0.95%		41.30	40.58	2.66%	
VRC	6.66	上漲	下跌	6.95	6.25	-4.17%			7.77		
VRE	26.55	上漲	上漲	26.55	25.53	0.00%	買進	23.80	19.95	11.55%	
VSC	27.20	上漲	上漲	24.50	26.24	11.02%		23.90	22.28	13.81%	

LARGECAPS 大型股票趨勢追蹤表

股票	價格	短期趨勢	中期趨勢	短期買進價格	短期停損	暫計短期利潤%	短期訊號	中期買進價格	中期停損	暫計中期利潤%	中期訊號
ACB	22.20	上漲	上漲	20.60	20.88	7.77%			22.19		
BID	39.15	上漲	下跌	36.70	36.91	6.68%			40.35		
BSR	6.50	上漲	下跌	6.10	5.95	6.56%			6.90		
BVH	49.50	上漲	上漲	39.50	46.32	25.32%		48.45	36.52	2.17%	
CTG	22.30	上漲	上漲	20.10	20.54	10.95%			21.98		
FPT	48.90	上漲	上漲	38.08	46.64	28.41%		43.72	38.55	11.85%	
GAS	74.20	上漲	上漲	63.00	70.15	17.78%		70.90	70.18	4.65%	買進
GEX	16.80	上漲	上漲	16.40	16.05	2.44%		16.65	13.00	0.90%	
GVR	12.80	上漲	上漲	10.10	11.42	26.73%		11.15	8.35	14.80%	
HDB	23.45	上漲	上漲	20.50	21.89	14.39%		22.85	22.50	2.63%	買進
HNG	14.20	上漲	上漲	12.80	13.56	10.94%		14.40	13.55	-1.39%	買進
HPG	26.45	上漲	上漲	18.85	24.58	40.32%		20.70	18.82	27.78%	
HVN	27.25	上漲	上漲	20.65	26.03	31.96%		25.85	22.45	5.42%	
KDH	22.20	上漲	上漲	20.00	21.71	11.00%		21.35	18.60	3.98%	
MBB	17.30	上漲	上漲	15.75	16.39	9.84%		17.00	13.48	1.76%	
MSN	63.80	上漲	上漲	61.00	59.04	4.59%		60.20	49.69	5.98%	
MWG	86.50	上漲	上漲	69.90	81.58	23.75%		82.00	66.07	5.49%	
NVL	53.10	上漲	下跌	53.00	50.38	0.19%			55.62		
OIL	8.10	上漲	上漲	7.40	7.48	9.46%		7.70	6.03	5.19%	
PLX	46.85	上漲	上漲	39.97	43.72	17.22%		43.80	34.52	6.96%	
PNJ	64.00	上漲	上漲	55.50	59.97	15.32%		59.70	47.57	7.20%	

We Create Fortune

POW	10.20	下跌	上漲		10.49			9.55	8.31	6.81%	
QNS	23.90	上漲	上漲	22.60	22.95	5.75%			23.73		
REE	31.40	上漲	下跌	30.20	30.33	3.97%			31.90		
ROS	3.62	下跌	下跌		3.73				6.07		
SBT	14.95	上漲	下跌	14.00	13.91	6.79%			15.86		
SSI	14.30	上漲	上漲	13.25	13.40	7.92%		13.30	10.73	7.52%	
STB	10.40	上漲	上漲	8.93	9.34	16.46%		9.73	7.47	6.89%	
TCB	21.05	上漲	上漲	16.95	19.80	24.19%		18.90	14.91	11.38%	
TPB	21.95	上漲	下跌	18.75	20.45	17.07%			23.94		
VCB	79.60	上漲	上漲	65.00	74.89	22.46%		76.00	73.63	4.74%	買進
VCG	25.10	下跌	下跌		25.66				26.09		
VCS	65.50	上漲	下跌	66.50	62.60	-1.50%			68.26		
VEA	41.30	上漲	下跌	31.50	36.23	31.11%			59.45		
VGI	30.70	上漲	上漲	22.60	26.07	35.84%		26.40	20.63	16.29%	
VHM	77.10	上漲	上漲	66.00	68.58	16.82%		67.10	55.36	14.90%	
VIB	15.10	上漲	下跌	14.70	14.54	2.72%			15.52		
VIC	96.60	上漲	上漲	86.80	92.11	11.29%		95.00	81.54	1.68%	
VJC	113.70	上漲	上漲	109.10	112.20	4.22%		117.40	101.35	-3.15%	
VNM	114.00	上漲	上漲	105.00	106.80	8.57%		102.80	90.58	10.89%	
VPB	24.60	上漲	上漲	22.80	23.51	7.89%		22.80	16.17	7.89%	
VRE	26.55	上漲	上漲	26.55	25.53	0.00%	買進	23.80	19.95	11.55%	

MIDCAPS 中型股票趨勢追蹤表

股票	價格	短期趨勢	中期趨勢	短期買進價格	短期停損	暫計短期利潤%	短期訊號	中期買進價格	中期停損	暫計中期利潤%	中期訊號
AAA	12.55	下跌	上漲		12.92			12.80	10.42	-1.95%	
ANV	18.20	上漲	上漲	14.85	17.10	22.56%		16.80	13.42	8.33%	
ASM	5.38	上漲	上漲	4.15	5.08	29.64%		4.76	3.84	13.03%	
BMI	21.75	上漲	上漲	16.95	20.05	28.32%		21.00	16.49	3.57%	
BMP	46.80	上漲	上漲	37.95	44.77	23.32%		45.00	38.44	4.00%	
BWE	21.55	上漲	上漲	18.00	20.38	19.72%		20.45	18.02	5.38%	
CEO	7.50	上漲	上漲	6.80	6.96	10.29%		7.50	7.29	0.00%	買進
CII	20.50	上漲	下跌	21.00	19.41	-2.38%			21.58		
CRE	15.20	下跌	下跌		16.16				17.38		
CTI	19.00	上漲	下跌	20.30	18.54	-6.40%			22.26		
CTR	45.90	上漲	上漲	34.50	41.16	33.04%		42.00	30.50	9.29%	

We Create Fortune

D2D	57.00	上漲	下跌	57.00	54.33	0.00%			57.71		
DBD	51.20	上漲	上漲	48.80	49.77	4.92%		51.40	45.68	-0.39%	
DCM	8.67	上漲	上漲	5.86	7.94	47.95%		6.40	6.89	35.47%	
DGW	27.40	上漲	上漲	20.40	25.72	34.31%		23.70	20.93	15.61%	
DHC	35.65	下跌	上漲	34.00	35.79	5.28%	賣出	38.00	32.12	-6.18%	
DIG	12.35	上漲	下跌	11.55	11.25	6.93%			12.63		
DPG	26.80	上漲	下跌	26.50	24.53	1.13%			29.59		
DPM	14.25	下跌	上漲		14.70			13.70	12.16	4.01%	
DRC	18.95	上漲	上漲	16.70	18.35	13.47%		18.85	16.16	0.53%	
DXG	10.90	上漲	上漲	8.89	9.91	22.61%			10.75		
E1VFN30	13.45	上漲	上漲	11.22	12.86	19.88%		12.25	10.69	9.80%	
FCN	9.20	上漲	上漲	7.58	8.71	21.37%		8.98	7.27	2.45%	
FLC	2.92	上漲	下跌	3.02	2.75	-3.31%			3.57		
GEG	21.20	上漲	下跌	20.80	20.40	1.92%			22.70		
GMD	19.50	上漲	上漲	16.50	18.27	18.18%		18.35	15.11	6.27%	
GTN	17.30	上漲	上漲	15.00	16.13	15.33%		17.20	17.14	0.58%	買進
HAG	4.16	上漲	上漲	2.81	3.61	48.04%		3.38	2.95	23.08%	
HBC	8.75	上漲	上漲	7.31	8.15	19.70%		8.51	8.49	2.82%	買進
HCM	18.50	上漲	上漲	13.55	17.33	36.53%		15.45	13.12	19.74%	
HDC	18.75	上漲	下跌	17.65	17.68	6.23%			18.98		
HDG	26.45	上漲	上漲	25.50	25.18	3.73%		25.65	18.75	3.12%	
HPX	26.90	上漲	#N/A	28.00	26.08	-3.93%		35.30	#N/A	#N/A	
HSG	9.53	上漲	上漲	5.56	8.95	71.40%		6.78	6.20	40.56%	
HT1	13.70	上漲	上漲	11.95	13.08	14.64%		12.90	11.13	6.20%	
HTM	12.00	上漲	下跌	12.80	10.95	-6.25%			15.81		
IBC	21.80	上漲	上漲	21.00	20.47	3.81%			21.69		
IDI	4.28	上漲	上漲	3.31	4.02	29.31%		3.88	3.02	10.31%	
IJC	12.00	上漲	上漲	9.12	11.70	31.58%		11.30	9.00	6.19%	
ITA	2.63	上漲	上漲	2.06	2.51	27.67%		2.42	2.09	8.68%	
KBC	13.05	上漲	上漲	11.75	12.30	11.06%			12.90		
KDC	26.40	上漲	上漲	16.90	22.53	56.21%		20.30	16.03	30.05%	
KOS	29.00	上漲	上漲	28.80	27.40	0.69%		26.30	26.55	10.27%	
KSB	20.40	上漲	上漲	14.00	18.78	45.71%		18.35	14.55	11.17%	
LDG	5.27	上漲	下跌	5.44	5.00	-3.13%			5.81		
LPB	7.60	上漲	上漲	7.10	6.92	7.04%			7.48		
MBG	8.00	上漲	下跌	7.40	7.74	8.11%			14.73		
MBS	9.60	上漲	下跌	9.90	9.13	-3.03%			10.74		
MPC	26.80	上漲	上漲	20.80	24.61	28.85%		24.10	18.71	11.20%	

We Create Fortune

NBB	19.25	上漲	上漲	20.05	18.63	-3.99%		18.80	16.60	2.39%	
NKG	7.17	上漲	上漲	5.27	6.71	36.05%		6.47	5.12	10.82%	
NLG	23.70	上漲	上漲	20.80	22.85	13.94%		24.20	23.41	-2.07%	買進
NT2	20.80	上漲	上漲	18.10	20.10	14.92%		20.65	18.01	0.73%	
NTL	17.55	上漲	下跌	17.00	16.89	3.24%			19.42		
NVB	8.00	下跌	下跌		8.28				8.87		
OGC	3.19	上漲	上漲	2.67	3.11	19.48%		2.98	2.71	7.05%	
PC1	17.10	上漲	上漲	11.80	15.97	44.92%		13.95	12.61	22.58%	
PDR	28.10	上漲	上漲	26.80	26.75	4.85%		26.80	24.33	4.85%	
PHR	45.30	上漲	上漲	38.85	42.91	16.60%		44.30	35.48	2.26%	
PPC	24.20	下跌	上漲		25.47			25.45	21.77	-4.91%	
PTB	46.35	上漲	上漲	39.35	44.81	17.79%		47.00	35.60	-1.38%	
PVD	10.95	上漲	上漲	10.35	10.24	5.80%		9.80	7.20	11.73%	
PVI	31.00	上漲	上漲	33.40	30.06	-7.19%		30.70	27.71	0.98%	
PVS	12.90	上漲	上漲	11.30	12.13	14.16%		12.80	12.44	0.78%	買進
PVT	10.75	上漲	上漲	10.65	10.14	0.94%		10.30	8.03	4.37%	
QCG	8.05	上漲	上漲	6.46	7.23	24.61%		7.65	5.62	5.23%	
SCR	4.66	上漲	下跌	4.30	4.40	8.37%			4.82		
SGP	7.10	上漲	上漲	5.90	6.07	20.34%			6.54		
SHB	13.10	下跌	下跌		16.52			7.10	14.43	103.23%	
SHS	8.80	上漲	上漲	9.20	8.25	-4.35%		8.20	7.12	7.32%	
SZC	19.00	上漲	上漲	14.30	17.68	32.87%		16.60	14.82	14.46%	
TCH	22.30	上漲	下跌	20.55	21.03	8.52%			23.67		
TCM	16.50	上漲	上漲	16.75	15.75	-1.49%		16.10	15.44	2.48%	買進
TDH	8.70	上漲	上漲	8.67	8.27	0.35%		8.88	6.74	-2.03%	
TNG	13.50	下跌	上漲		13.86			11.70	9.15	15.38%	
TTB	3.55	上漲	下跌	2.69	3.15	31.97%			3.86		
VGC	17.30	上漲	上漲	14.90	16.56	16.11%		16.65	14.70	3.90%	
VGT	8.20	上漲	上漲	8.80	7.87	-6.82%		8.40	6.36	-2.38%	
VHC	34.10	上漲	上漲	25.10	30.30	35.86%		28.70	23.78	18.82%	
VND	12.20	上漲	下跌	11.80	11.38	3.39%			12.80		
VNG	13.90	上漲	下跌	13.40	13.11	3.73%			14.72		
VPI	42.40	上漲	上漲	42.00	41.45	0.95%		41.30	40.58	2.66%	

We Create Fortune

SMALLCAPS 小型股票趨勢追蹤表

股票	價格	短期趨勢	中期趨勢	短期買進價格	短期停損	暫計短期利潤%	短期訊號	中期買進價格	中期停損	暫計中期利潤%	中期訊號
AAV	5.00	上漲	下跌	5.20	4.56	-3.85%			5.92		
AGR	3.36	上漲	上漲	2.78	3.14	20.86%		3.01	2.34	11.63%	
AMD	3.28	上漲	下跌	3.28	2.94	0.00%			4.02		
APG	8.80	下跌	下跌	8.75	8.86	1.26%	賣出		9.84		
ART	2.80	上漲	下跌	2.50	2.61	12.00%		3.20	3.02	-5.52%	買進
BCG	5.69	上漲	下跌	5.60	5.30	1.61%		5.82	5.72	-1.66%	買進
C4G	7.30	上漲	上漲	4.50	6.62	62.22%		5.50	4.53	32.73%	
C69	6.00	上漲	下跌	7.00	5.96	-14.29%			7.87		
CCL	7.19	上漲	上漲	4.68	6.86	53.63%		6.01	5.42	19.63%	
CVT	17.50	上漲	上漲	17.55	16.48	-0.28%		17.80	14.70	-1.69%	
DAH	12.50	上漲	上漲	9.26	10.48	34.99%		10.70	10.18	16.82%	買進
DLG	1.51	下跌	下跌		1.58				1.89		
DRH	6.47	上漲	上漲	5.48	5.78	18.07%		5.08	3.56	27.36%	
DTD	12.30	上漲	下跌	12.30	11.31	0.00%			12.32		
EVG	2.54	下跌	下跌		2.68				2.73		
FIT	6.06	下跌	下跌		6.47				7.35		
FTM	1.56	上漲	下跌	1.60	1.44	-2.50%			2.09		
FUESS V50	11.70	上漲	上漲	10.70	11.10	9.35%		10.40	9.72	12.50%	
GKM	17.70	上漲	上漲	15.70	16.98	12.74%		14.90	16.26	18.79%	
HAH	10.95	上漲	上漲	9.44	10.50	16.00%		10.40	9.08	5.29%	
HAI	3.08	下跌	下跌		3.12				3.91		
HAR	2.86	上漲	下跌	2.88	2.68	-0.69%			3.15		
HDA	8.20	下跌	上漲		8.74			8.50	7.09	-3.53%	
HHP	12.50	下跌	上漲		12.99			13.20	11.95	-5.30%	
HHS	4.13	上漲	上漲	3.68	3.98	12.23%		4.17	3.13	-0.96%	
HID	2.45	上漲	下跌	2.34	2.32	4.70%			2.53		
HII	13.00	下跌	上漲		13.00			11.00	11.88	18.18%	
HQC	1.08	下跌	下跌		1.13				1.31		
HSL	5.62	下跌	上漲		6.04			5.35	4.43	5.05%	
HUT	2.00	上漲	上漲	1.60	1.80	25.00%		2.00	1.94	0.00%	買進
HVG	5.40	下跌	下跌		5.74				6.74		
HVH	7.87	上漲	下跌	8.20	7.40	-4.02%			9.52		
IDJ	13.50	下跌	下跌		15.29				19.86		

We Create Fortune

JVC	2.70	上漲	下跌	2.88	2.61	-6.25%		3.00			
KLF	2.00	下跌	上漲		2.17			2.40	1.44	-16.67%	
LCG	6.18	上漲	上漲	4.51	5.65	37.03%		5.45	4.45	13.39%	
LGL	4.80	下跌	下跌		5.06				5.40		
LHG	17.10	上漲	上漲	12.60	16.50	35.71%		14.95	14.37	14.38%	
LMH	1.07	上漲	下跌	1.21	1.06	-11.57%			2.13		
MST	2.80	上漲	下跌	2.90	2.52	-3.45%			3.86		
NDN	17.00	上漲	上漲	15.80	15.89	7.59%		16.20	13.40	4.94%	
PHC	9.60	上漲	下跌	10.50	9.42	-8.57%			10.81		
PLP	8.90	上漲	上漲	6.94	7.66	28.24%			8.53		
PVB	14.50	下跌	上漲		14.91			11.50	11.27	26.09%	
PVC	5.40	上漲	上漲	4.90	5.02	10.20%		5.30	5.27	1.89%	買進
PVX	0.80	下跌	下跌		1.04				1.06		
PXL	8.90	上漲	上漲	8.10	8.37	9.88%		6.70	7.05	32.84%	
SHI	8.50	上漲	下跌	8.70	8.16	-2.30%			9.06		
SJF	1.90	上漲	上漲	1.44	1.81	31.94%		1.73	1.39	9.83%	
SPP	0.40	下跌	下跌		0.57				0.93		
TDC	7.92	上漲	上漲	7.06	7.55	12.18%		7.69	6.56	2.99%	
TIG	6.60	上漲	下跌	5.30	5.87	24.53%			6.68		
TLH	3.22	上漲	上漲	2.88	3.11	11.81%		3.28	3.12	-1.83%	買進
TNA	16.95	上漲	下跌	16.30	14.33	3.99%			18.23		
TNI	10.40	上漲	下跌	10.60	10.12	-1.89%			10.85		
TSC	2.34	下跌	下跌		2.50				2.78		
TTF	2.52	上漲	上漲	2.15	2.31	17.21%		2.52	2.44	0.00%	買進
TTH	2.00	上漲	下跌	1.90	1.93	5.26%			2.11		
TVC	28.70	上漲	下跌	27.20	27.57	5.51%			29.11		
VC3	16.40	下跌	上漲		16.85			16.90	15.28	-2.96%	
VCR	10.30	上漲	上漲	8.90	9.50	15.73%		12.90	7.61	-20.16%	
VNA	2.80	上漲	下跌	2.30	2.26	21.74%			2.84		
VNE	4.75	上漲	上漲	3.65	4.32	30.14%		4.52	3.62	5.09%	買進
VRC	6.66	上漲	下跌	6.95	6.25	-4.17%			7.77		



We Create Fortune

胡志明市交易所 (HSX)

	收盤	漲跌%
VNI	852.91	0.83%
VN30	803.32	0.50%
VN Mid	844.91	0.08%
VN Small	721.22	0.56%

河內交易所 (HSX)

	收盤	漲跌%
HNI	106.94	-1.74%
HN30	209.75	-1.35%
VNX AllSh	769.74	0.70%

UPCOM 市場 (UPCoM)

	收盤	漲跌%
UPCoM	54.01	0.39%

外資交易	成交值(十億盾)
買進	629.62
賣出	515.89
買超/賣超	113.73

外資交易	成交值(十億盾)
買進	2.42
賣出	2.51
買超/賣超	-0.08

外資交易	成交值(十億盾)
買進	22.26
賣出	29.19
買超/賣超	-6.93

上漲排名/股碼	漲跌 (VND)	漲跌%
HAG	270	6.94%
TNA	1100	6.94%
KDC	1700	6.88%
BFC	800	6.87%
FRT	1500	6.85%

上漲排名/股碼	漲跌 (VND)	漲跌%
LAS	600	9.84%
DGC	600	1.89%
NVB	100	1.27%
NDN	200	1.19%
PLC	200	1.14%

上漲排名/股碼	漲跌 (VND)	漲跌%
EVF	523	7.16%
VEA	1818	4.61%
ACV	1999	3.33%
SIP	1692	2.10%
CTR	693	1.54%

下跌排名/股碼	漲跌 (VND)	漲跌%
GEX	-500	-2.89%
SHI	-220	-2.52%
OGC	-70	-2.15%
TCH	-450	-1.98%
VCI	-450	-1.84%

下跌排名/股碼	漲跌 (VND)	漲跌%
SHB	-1400	-9.66%
L14	-2200	-3.18%
PVS	-200	-1.53%
CEO	-100	-1.32%
VCG	-100	-0.40%

下跌排名/股碼	漲跌 (VND)	漲跌%
C4G	-188	-2.54%
BSR	-110	-1.67%
MML	-758	-1.46%
VIB	-224	-1.45%
OIL	-104	-1.27%

*備註：市值>5,000 億盾；成交值>15 億盾

市值排名/股碼	十億盾
VIC	326,405
VCB	293,001
VHM	240,792
VNM	196,079
BID	157,261

市值排名/股碼	十億盾
ACB	36,913
SHB	25,452
VCG	11,131
VCS	10,166
PVI	7,018

市值排名/股碼	十億盾
ACV	130,546
VEA	52,363
MCH	47,526
BCM	23,724
BSR	20,454

交易量排名/股碼	成交值	30 日均
STB	24,591,810	10,570,460
ROS	13,943,400	9,485,228
HPG	11,848,470	9,634,133
HAG	10,287,380	4,052,015
HSG	10,190,430	9,420,168

交易量排名/股碼	成交值	30 日均
SHB	7,895,368	2,920,050
KLF	4,720,922	8,346,173
ART	4,630,880	3,054,667
ACB	3,128,522	3,291,189
CEO	2,976,074	892,452

交易量排名/股碼	成交值	30 日均
LPB	2,565,542	2,827,877
BSR	2,200,890	4,210,745
NTC	798,162	38,421
VIB	783,043	667,940
ACV	644,778	336,404

資料源: Bloomberg & Yuanta Research

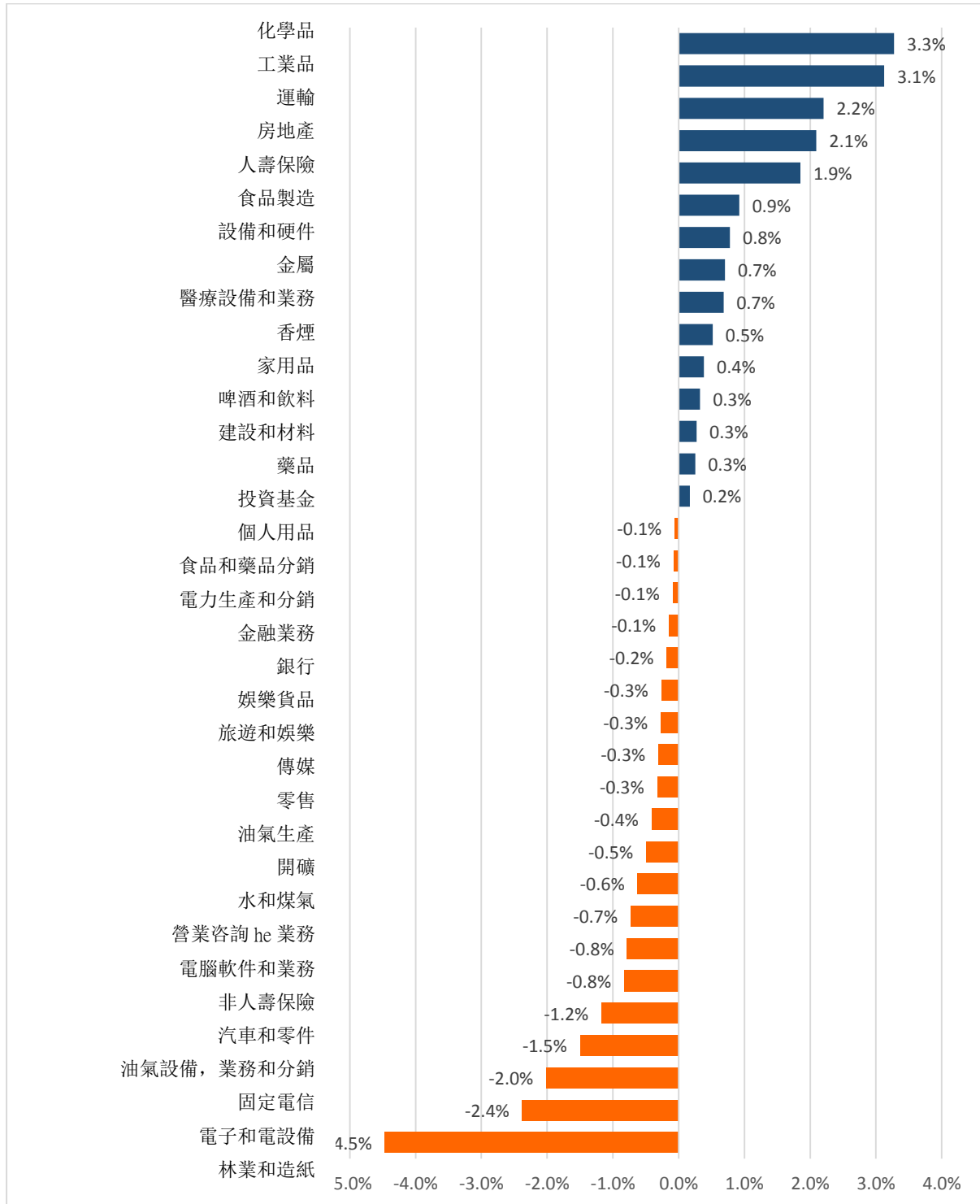
資料源: Bloomberg & Yuanta Research

資料源: Bloomberg & Yuanta Research



We Create Fortune

各行業板塊的交易走勢



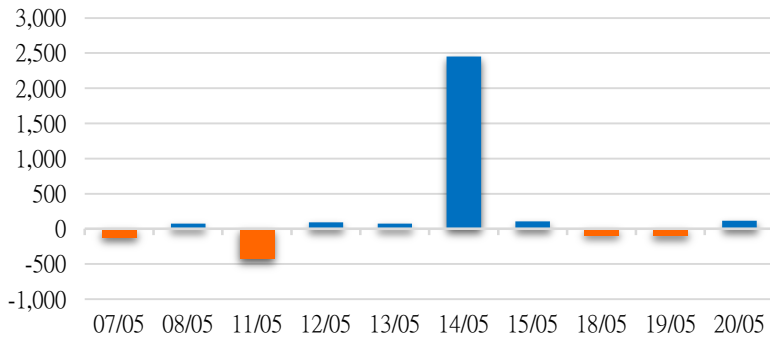
資料源: FiinPro - YSVN



We Create Fortune

外資買進賣統計

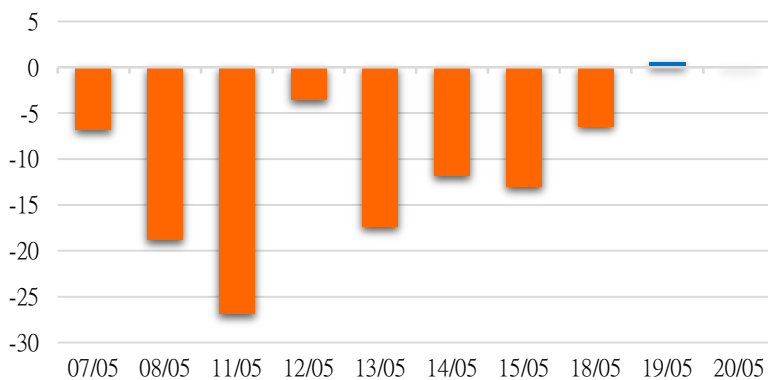
HSX 外資每日買/賣超



證券代碼	買超金額 (百萬盾)	證券代碼	賣超金額 (百萬盾)
VHM	95,365	HPG	39,676
VNM	52,137	DPM	23,891
VCB	24,250	VJC	13,084
PLX	17,195	BFC	12,952
MSN	9,801	E1VFN30	12,595

HSX 外資買/賣超的前 5 名

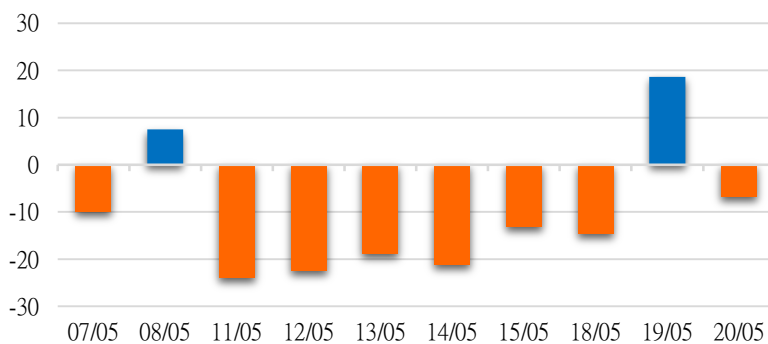
HNX 外資每日買/賣超



證券代碼	買超金額 (百萬盾)	證券代碼	賣超金額 (百萬盾)
LHC	1,021	VCS	660
SHB	261	DGC	259
PVI	186	PGS	246
PLC	140	VCG	233
DHT	102	SHS	176

HNX 外資買/賣超的前 5 名

UPCOM外資每日買/賣超



證券代碼	買超金額 (百萬盾)	證券代碼	賣超金額 (百萬盾)
VEA	8,449	ACV	10,002
EVF	165	LPB	4,570
TND	66	QNS	2,342
ABI	14	VIB	415
MFS	10	VCA	78

UPCOM 外資買/賣超的前 5 名

源: FiinPro - YSVN

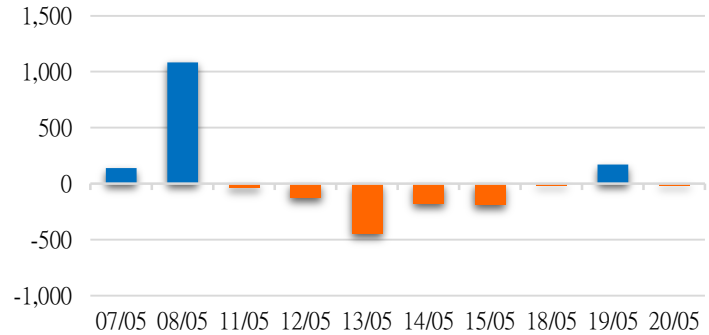
We Create **Fortune**

自營進出統計

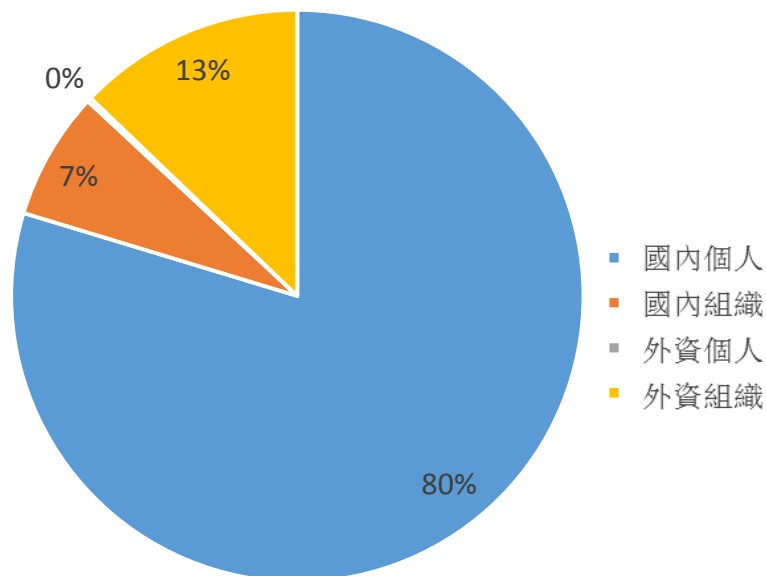
證券代碼	買超金額 (百萬盾)	證券代碼	賣超金額 (百萬盾)
FPT	16,094	FUEVFN30	79,491
HPG	14,813	E1VFN30	17,008
MWG	14,184	HPG	7,986
E1VFN30	13,283	TCB	5,047
MBB	11,932	VCB	4,622

券商自營交易最大前名

券商自營交易每日買/賣超 (bil.VND)



越南證券市場投資人類別統計

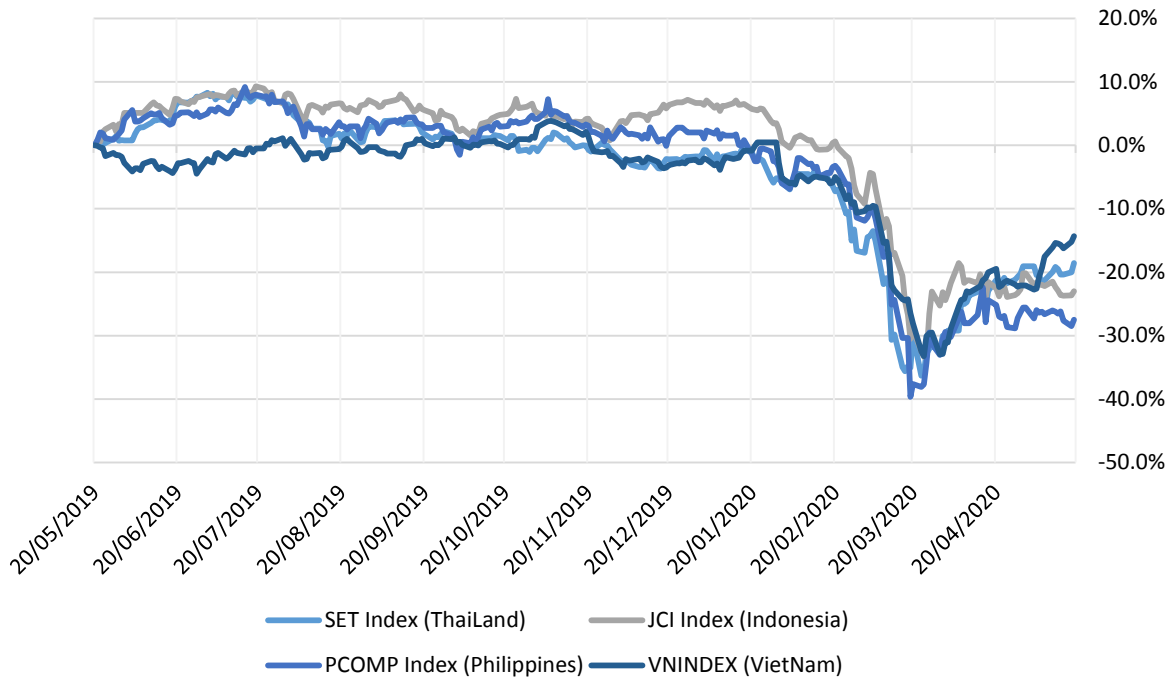


資料源: FinPro - YSVN



We Create Fortune

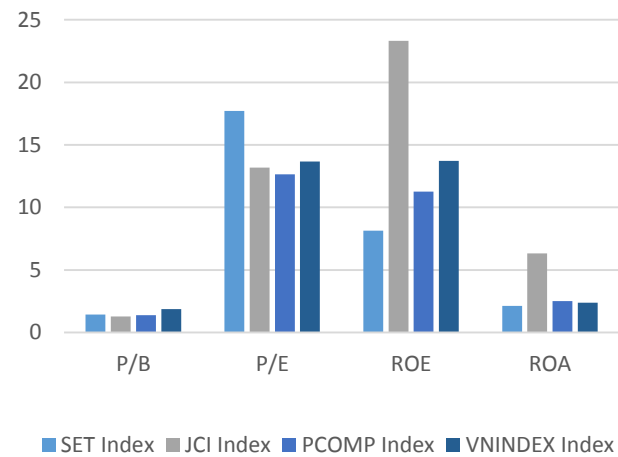
東南亞主要市場走勢比較



東南亞主要市場數據

		Thailand	Indonesia	Philippines	Vietnam
P/B		1.5x	1.3x	1.4x	1.9x
P/E		18.2x	13.2x	13.0x	13.9x
ROE	%	8.12	23.38	11.16	13.71
ROA	%	2.13	6.36	2.49	2.38
Vốn hóa	Tỷ USD	441.71	358.80	138.27	126.77
GTGD	Triệu USD	2.22	0.42	0.06	0.23
LS cổ tức	%	3.73	3.57	2.15	2.16

源: Bloomberg & YSVN





We Create **Fortune**

元大證券（越南）公司

個人客戶分析部

Nguyễn Thế Minh

研究分析經理

+84 28 3622 6868 ext 3826

minh.nguyen@yuanta.com.vn

Lý Thị Hiền

研究分析主管

+84 28 3622 6868 ext 3908

hien.ly@yuanta.com.vn

Quách Đức Khánh

高級分析專員

+84 28 3622 6868 ext 3833

khanh.quach@yuanta.com.vn

Phạm Tấn Phát

高級分析專員

+84 28 3622 6868 ext 3880

phat.pham@yuanta.com.vn

Nguyễn Trịnh Ngọc Hồng

分析專員

+84 28 3622 6868 ext 3832

hong.nguyen@yuanta.com.vn

個人客戶業務部

Nguyễn Thanh Tùng

總公司業務經理

+84 28 3622 6868 ext 3609

tung.nguyen@yuanta.com.vn

Nguyễn Việt Quang

河內分行經理

+84 28 3622 6868 ext 3404

quang.nguyen@yuanta.com.vn

Võ Thị Thu Thủy

平陽分行經理

+84 28 3622 6868 ext 3505

thuy.vo@yuanta.com.vn

Nguyễn Mạnh Hoạt

堤岸分行經理

+84 28 3622 6868 ext 3847

hoat.nguyen@yuanta.com.vn

Bùi Quốc Phong

同奈分行經理

+84 28 3622 6868

phong.bui@yuanta.com.vn

Chung Kim Hoa

華人客戶部經理

+84 28 3622 6868 ext 3828

hoa.chung@yuanta.com.vn

Đinh Thị Thu Cúc

頭頓分行經理

+84 28 3622 6868 ext 3203

cuc.dinh@yuanta.com.vn

Võ Đình Tuấn

峴港分行經理

+84 28 3622 6868 ext 3301

tuun.vo@yuanta.com.vn

Nguyễn Đức Hoàn

河內南部營業中心經理

+84 28 3622 6868 ext 3409

hoan.nguyen@yuanta.com.vn



We Create **Fortune**

Appendix A: Important Disclosures

Analyst Certification

Each research analyst primarily responsible for the content of this research report, in whole or in part, certifies that with respect to each security or issuer that the analyst covered in this report: (1) all of the views expressed accurately reflect his or her personal views about those securities or issuers; and (2) no part of his or her compensation was, is, or will be, directly or indirectly, related to the specific recommendations or views expressed by that research analyst in the research report.

Ratings Definitions

BUY: We have a positive outlook on the stock based on our expected absolute or relative return over the investment period. Our thesis is based on our analysis of the company's outlook, financial performance, catalysts, valuation and risk profile. We recommend investors add to their position.

HOLD-Outperform: In our view, the stock's fundamentals are relatively more attractive than peers at the current price. Our thesis is based on our analysis of the company's outlook, financial performance, catalysts, valuation and risk profile.

HOLD-Underperform: In our view, the stock's fundamentals are relatively less attractive than peers at the current price. Our thesis is based on our analysis of the company's outlook, financial performance, catalysts, valuation and risk profile.

SELL: We have a negative outlook on the stock based on our expected absolute or relative return over the investment period. Our thesis is based on our analysis of the company's outlook, financial performance, catalysts, valuation and risk profile. We recommend investors reduce their position.

Under Review: We actively follow the company, although our estimates, rating and target price are under review.

Restricted: The rating and target price have been suspended temporarily to comply with applicable regulations and/or Yuanta policies.

Note: Yuanta research coverage with a Target Price is based on an investment period of 12 months. Greater China Discovery Series coverage does not have a formal 12 month Target Price and the recommendation is based on an investment period specified by the analyst in the report.

Global Disclaimer

© 2018 Yuanta. All rights reserved. The information in this report has been compiled from sources we believe to be reliable, but we do not hold ourselves responsible for its completeness or accuracy. It is not an offer to sell or solicitation of an offer to buy any securities. All opinions and estimates included in this report constitute our judgment as of this date and are subject to change without notice.

This report provides general information only. Neither the information nor any opinion expressed herein constitutes an offer or invitation to make an offer to buy or sell securities or other investments. This material is prepared for general circulation to clients and is not intended to provide tailored investment advice and does not take into account the individual financial situation and objectives of any specific person who may receive this report. Investors should seek financial advice regarding the appropriateness of investing in any securities, investments or investment strategies discussed or recommended in this report. The information contained in this report has been compiled from sources believed to be reliable but no representation or warranty, express or implied, is made as to its accuracy, completeness or correctness. This report is not (and should not be construed as) a solicitation to act as securities broker or dealer in any jurisdiction by any person or company that is not legally permitted to carry on such business in that jurisdiction.

Yuanta research is distributed in the United States only to Major U.S. Institutional Investors (as defined in Rule 15a-6 under the Securities Exchange Act of 1934, as amended and SEC staff interpretations thereof). All transactions by a US person in the securities mentioned in this report must be effected through a registered broker-dealer under Section 15 of the Securities Exchange Act of 1934, as amended. Yuanta research is distributed in Taiwan by Yuanta Securities Investment Consulting. Yuanta research is distributed in Hong Kong by Yuanta Securities (Hong Kong) Co. Limited, which is licensed in Hong Kong by the Securities and Futures Commission for regulated activities, including Type 4 regulated activity (advising on securities). In Hong Kong, this research report may not be redistributed, retransmitted or disclosed, in whole or in part or any form or manner, without the express written