

當日市場：期貨到期日時，市場的 ATC 有意外的波動

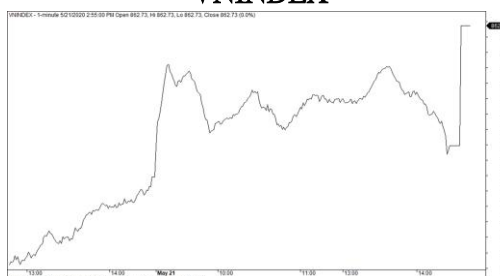
2020/05/21

市場走勢

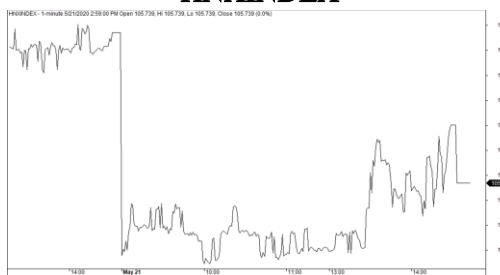
市場指數	VNI	HNI	UPCOM
收盤	862.73	105.74	54.31
%日	1.15%	-1.12%	0.56%
%週	3.64%	-5.03%	1.55%
%月	12.50%	0.99%	6.12%
%年	-12.53%	-0.51%	-1.95%
成交值(十億盾)			
當日	5,469	854	255
日均量/週	5,493	614	551
日均量/月	5,128	495	319
外資進出			
買進	544.84	1.62	20.24
賣出	611.96	4.95	16.79
買賣超	-67.12	-3.33	3.45
市場漲跌家數			
上漲	153	66	106
下跌	141	86	81
持平	99	219	716
市場指標			
P/E	13.87	9.38	16.13
總市值 (兆盾)	2,977	201	834
股息殖利 率	4.31%	2.28%	5.10%

資料源: Bloomberg - YSVN

VNINDEX



HNIINDEX



市場走勢

市場在 5 月期貨合約的到期日是相當意外的交易日。值得注意的是，在 ATC 即將結束，供需也相當平衡時，銀行股被強力買進，幫助 VN-Index 收於盤中的最高點 862.73 點，上漲了 1.15%。相反，HNX-Index 連續第二盤下跌，跌幅為 1.12%，收於 105.74 點。Upcom-Index 繼續小幅上漲。3 大市場的流動性達到近 5,770 億越南盾。

銀行股在接近尾盤時突然被強烈買進，如 HDB，EIB 漲停，而 TCB (+4.5%)，CTG (+2.9%)，VCB (+2%) 也出現強勁的漲勢並收於高水平。藍籌股如 SAB，REE，VHM，VIC 也有積極的交易。相反，VRE 的價格圖表在 27,300 盾的舊頂部遇到阻力，並小幅下跌 0.9%。

ROS 的交易量非常大，為超過 4,600 萬股，價格在盤中也是在漲停和跌停之間波動。

外資在當天賣超 670 億越南盾。集中拋售 HPG (776 億)，DBC (275 億)，VRE (273 億)。相反，他們積極買進 VNM (662 億)，FUEVFNND ETF (346 億) 和 VCB (254 億)，其中 FUEVFNND ETF 在當天被積極的收購。

市場短期觀點

我們認為，VN-Index 和 VN30 在下一盤上可能會繼續接近 880 和 833 點。同時，市場可能繼續分歧，主要集中在大型股，如銀行股和 Vingroup 股；尤其是中型股和小型股的短期風險趨於增加。投資者不應在此時買進這類股票。此外，短期投資者的心態仍持謹慎態度；因此在接下來幾盤中。現金流將繼續轉弱。

我們的趨勢指標系統在兩個主要指數上均保持短期漲勢，VN-Index 和 HNX-Index 的支撐位分別為 827.76 點和 110.26 點。我們建議短期投資者在此期間繼續持有並限制買進新股票。同時，投資者可考慮出售部分股票以降低股票比重。

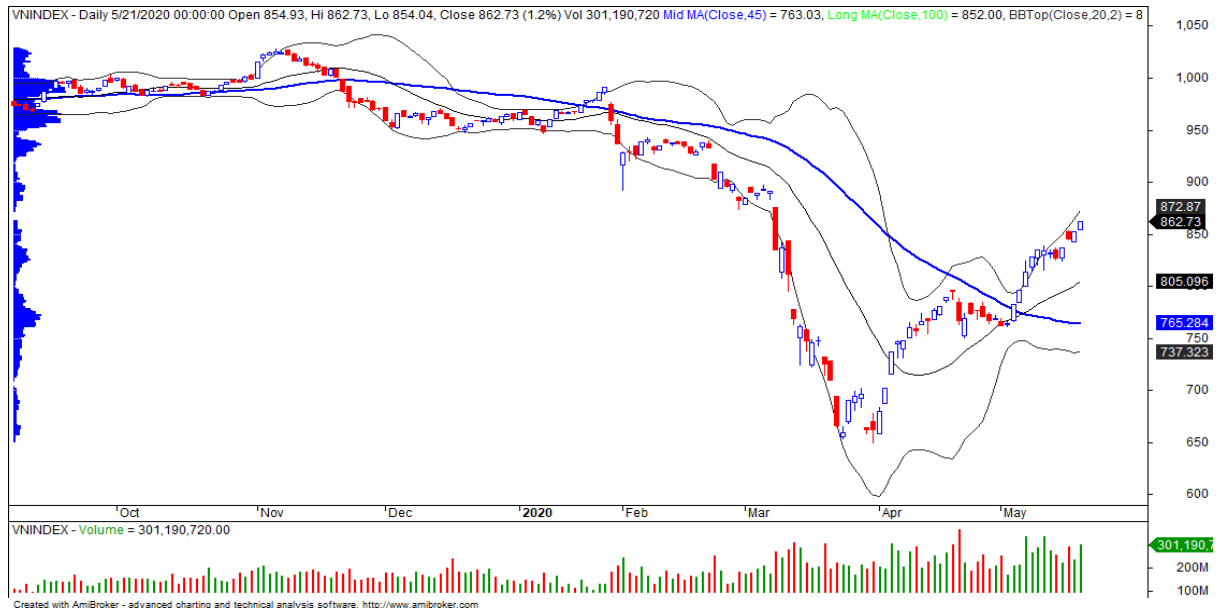
建議短線投資比重：81%股票/19%現金。

(股票趨勢追蹤圖在下一頁內更新)



We Create Fortune

技術分析圖



指數技術分析圖 VN-Index



指數技術分析圖 HNX-Index

指數	短期趨勢	中期趨勢	阻力區 1	阻力區 2	支撐區 1	支撐區 2
VN-Index	上漲	上漲	997	1,000	988	953
HNX-Index	上漲	上漲	106	108	99	90
VN30	上漲	上漲	895	935	877	863
VNMidcaps	上漲	上漲	992	1,030	969	963
VNSmallcaps	上漲	上漲	835	845	822	804

We Create Fortune

股票趨勢追蹤表

股票	價格	短期趨勢	中期趨勢	短期買進價格	短期停損	暫計短期利潤%	短期訊號	中期買進價格	中期停損	暫計中期利潤%	中期訊號
AAA	12.55	下跌	上漲		12.92			12.80	10.42	-1.95%	
ACB	22.40	上漲	上漲	20.60	20.88	8.74%			22.19		
ACV	60.90	上漲	上漲	49.50	57.67	23.03%		59.30	46.68	2.70%	
ANV	18.20	上漲	上漲	14.85	17.10	22.56%		16.80	13.42	8.33%	
ASM	5.41	上漲	上漲	4.15	5.08	30.36%		4.76	3.84	13.66%	
BFC	12.70	上漲	上漲	11.95	11.48	6.28%		12.25	10.21	3.67%	
BID	39.70	上漲	下跌	36.70	36.91	8.17%			40.35		
BMP	46.55	上漲	上漲	37.95	44.77	22.66%		45.00	38.44	3.44%	
BSR	6.50	上漲	下跌	6.10	5.95	6.56%			6.90		
BVH	50.10	上漲	上漲	39.50	46.32	26.84%		48.45	36.52	3.41%	
BWE	21.65	上漲	上漲	18.00	20.48	20.28%		20.45	18.02	5.87%	
CEO	7.70	上漲	上漲	6.80	6.96	13.24%		7.50	7.29	2.67%	買進
CII	20.10	上漲	下跌	21.00	19.41	-4.29%			21.58		
CMG	28.25	上漲	上漲	25.50	27.50	10.78%		29.50	23.08	-4.24%	
CMX	16.30	下跌	上漲		18.18			13.50	9.47	20.74%	
CSM	16.40	下跌	上漲		16.73			12.25	14.46	33.88%	
CTD	69.50	上漲	上漲	54.20	63.82	28.23%		61.70	48.92	12.64%	
CTG	22.95	上漲	上漲	20.10	20.59	14.18%			21.98		
CTR	45.80	上漲	上漲	34.50	42.24	32.75%		42.00	30.50	9.05%	
CVT	17.55	上漲	上漲	17.55	16.48	0.00%		17.80	14.70	-1.40%	
DCM	8.49	上漲	上漲	5.86	7.94	44.88%		6.40	6.89	32.66%	
DGC	32.30	上漲	上漲	22.50	29.77	43.56%		24.40	23.81	32.38%	
DGW	27.00	上漲	上漲	20.40	25.72	32.35%		23.70	20.93	13.92%	
DHA	31.90	上漲	上漲	31.55	29.76	1.11%		33.00	28.08	-3.33%	
DHC	36.50	下跌	上漲		37.76			38.00	32.12	-3.95%	
DHG	93.50	上漲	上漲	82.50	89.25	13.33%		96.00	79.82	-2.60%	
DIG	12.20	上漲	下跌	11.55	11.34	5.63%			12.63		
DPG	26.40	上漲	下跌	26.50	24.93	-0.38%			29.59		
DPM	14.10	下跌	上漲		14.70			13.70	12.16	2.92%	
DPR	37.00	上漲	下跌	36.15	36.13	2.35%			39.12		
DQC	18.40	上漲	上漲	16.75	15.98	9.85%		16.00	15.06	15.00%	
DRC	19.20	上漲	上漲	16.70	18.35	14.97%		18.85	16.16	1.86%	
DXG	11.40	上漲	上漲	8.89	9.92	28.23%			10.75		
EIB	17.40	上漲	上漲	15.75	15.34	10.48%			17.10		

We Create Fortune

FCN	9.24	上漲	上漲	7.58	8.71	21.90%		8.98	7.27	2.90%	
FMC	26.50	上漲	上漲	18.70	24.67	41.71%		19.95	20.35	32.83%	
FPT	49.30	上漲	上漲	38.08	46.64	29.46%		43.72	38.55	12.77%	
GAS	75.00	上漲	上漲	63.00	70.15	19.05%		70.90	70.18	5.78%	買進
GEX	16.90	上漲	上漲	16.40	16.05	3.05%		16.65	13.00	1.50%	
GIL	18.80	上漲	下跌	17.20	18.33	9.30%			19.02		
GMD	19.40	上漲	上漲	16.50	18.28	17.58%		18.35	15.11	5.72%	
GTN	17.05	上漲	下跌	15.00	16.13	13.67%		17.20	17.14	-0.33%	買進
GVR	12.80	上漲	上漲	10.10	11.42	26.73%		11.15	8.35	14.80%	
HAG	4.14	上漲	上漲	2.81	3.72	47.33%		3.38	2.95	22.49%	
HAX	11.90	上漲	上漲	11.30	11.12	5.31%		11.20	8.83	6.25%	
HBC	8.74	上漲	上漲	7.31	8.15	19.56%		8.51	8.49	2.70%	買進
HCM	18.50	上漲	上漲	13.55	17.33	36.53%		15.45	13.12	19.74%	
HDB	25.05	上漲	上漲	20.50	21.89	22.20%		22.85	22.50	9.63%	買進
HDC	18.65	上漲	下跌	17.65	17.68	5.67%			18.98		
HDG	26.75	上漲	上漲	25.50	25.18	4.90%		25.65	18.75	4.29%	
HNG	14.60	上漲	上漲	12.80	13.56	14.06%		14.40	13.55	1.39%	買進
HPG	26.50	上漲	上漲	18.85	24.58	40.58%		20.70	18.82	28.02%	
HSG	9.27	上漲	上漲	5.56	8.95	66.73%		6.78	6.20	36.73%	
HT1	13.60	上漲	上漲	11.95	13.08	13.81%		12.90	11.13	5.43%	
HUT	2.00	上漲	上漲	1.60	1.80	25.00%		2.00	1.94	0.00%	買進
HVN	27.30	上漲	上漲	20.65	26.03	32.20%		25.85	22.45	5.61%	
KBC	13.00	上漲	上漲	11.75	12.30	10.64%			12.90		
KDH	22.00	上漲	上漲	20.00	21.71	10.00%		21.35	18.60	3.04%	
KSB	20.40	上漲	上漲	14.00	18.78	45.71%		18.35	14.55	11.17%	
LCG	6.45	上漲	上漲	4.51	5.65	43.02%		5.45	4.45	18.35%	
LDG	5.40	上漲	下跌	5.44	5.00	-0.74%			5.81		
LHG	17.30	上漲	上漲	12.60	16.50	37.30%		14.95	14.37	15.72%	
LPB	7.60	上漲	上漲	7.10	6.92	7.04%			7.48		
MBB	17.60	上漲	上漲	15.75	16.39	11.75%		17.00	13.48	3.53%	
MPC	26.80	上漲	上漲	20.80	24.61	28.85%		24.10	18.71	11.20%	
MSN	63.80	上漲	上漲	61.00	59.04	4.59%		60.20	49.69	5.98%	
MSR	14.90	上漲	下跌	15.00	14.59	-0.67%			16.05		
MWG	87.00	上漲	上漲	69.90	81.58	24.46%		82.00	66.07	6.10%	
NDN	17.00	上漲	上漲	15.80	15.89	7.59%		16.20	13.40	4.94%	
NKG	7.14	上漲	上漲	5.27	6.71	35.48%		6.47	5.12	10.36%	
NLG	23.60	上漲	上漲	20.80	22.85	13.46%		24.20	23.41	-2.48%	買進
NT2	20.60	上漲	上漲	18.10	20.10	13.81%		20.65	18.01	-0.24%	
NTL	17.60	上漲	下跌	17.50	16.89	0.57%			19.42		

We Create Fortune

NVL	53.50	上漲	下跌	53.00	50.38	0.94%			55.62		
OIL	8.10	上漲	上漲	7.40	7.48	9.46%		7.70	6.03	5.19%	
PAC	22.80	上漲	上漲	18.85	21.66	20.95%		20.40	18.59	11.76%	
PC1	16.80	上漲	上漲	11.80	15.97	42.37%		13.95	12.61	20.43%	
PDR	28.20	上漲	上漲	26.80	26.75	5.22%		26.80	24.33	5.22%	
PHR	46.00	上漲	上漲	38.85	42.91	18.40%		44.30	35.48	3.84%	
PLX	47.00	上漲	上漲	39.97	43.72	17.59%		43.80	34.52	7.31%	
PNJ	64.00	上漲	上漲	55.50	59.97	15.32%		59.70	47.57	7.20%	
POW	10.20	下跌	上漲		10.49			9.55	8.31	6.81%	
PVT	10.70	上漲	上漲	10.65	10.14	0.47%		10.30	8.03	3.88%	
PPC	24.35	下跌	上漲		25.47			25.45	21.77	-4.32%	
PTB	46.45	上漲	上漲	39.35	44.81	18.04%		47.00	35.60	-1.17%	
PVB	14.20	下跌	上漲		14.91			11.50	11.27	23.48%	
PVD	10.80	上漲	上漲	10.35	10.24	4.35%		9.80	7.20	10.20%	
PVI	31.00	上漲	上漲	33.40	30.06	-7.19%		30.70	27.71	0.98%	
PVS	12.90	上漲	上漲	11.30	12.13	14.16%		12.80	12.44	0.78%	買進
PXS	4.40	上漲	上漲	3.98	4.17	10.55%		3.70	2.54	18.92%	
QNS	24.30	上漲	上漲	22.60	23.11	7.52%			23.73		
REE	31.80	上漲	下跌	30.20	30.33	5.30%			31.90		
SAB	176.00	上漲	上漲	172.00	160.80	2.33%		165.40	138.89	6.41%	
SAM	9.25	下跌	上漲		9.46			7.40	8.90	25.00%	
SCR	4.61	上漲	下跌	4.30	4.40	7.21%			4.82		
SHI	8.80	上漲	下跌	8.70	8.16	1.15%			9.06		
SJS	19.00	上漲	上漲	17.10	18.26	11.11%		19.50	14.92	-2.56%	
SKG	10.40	上漲	上漲	7.90	9.70	31.65%		9.19	8.15	13.17%	
SSI	14.35	上漲	上漲	13.25	13.40	8.30%		13.30	10.73	7.89%	
STB	10.50	上漲	上漲	8.93	9.45	17.58%		9.73	7.47	7.91%	
TCB	22.00	上漲	上漲	16.95	19.80	29.79%		18.90	14.91	16.40%	
TCM	16.35	上漲	上漲	16.75	15.75	-2.39%		16.10	15.44	1.55%	買進
TDH	8.69	上漲	上漲	8.67	8.27	0.23%		8.88	6.74	-2.14%	
TLH	3.27	上漲	上漲	2.88	3.11	13.54%		3.28	3.12	-0.30%	買進
TNG	13.80	下跌	上漲		13.86			11.70	9.15	17.95%	
VCB	81.20	上漲	上漲	65.00	74.89	24.92%		76.00	73.63	6.84%	買進
VCG	25.10	下跌	下跌		25.58				26.09		
VCS	65.60	上漲	下跌	66.50	62.60	-1.35%			68.26		
VGC	17.40	上漲	上漲	14.90	16.56	16.78%		16.65	14.70	4.50%	
VGT	8.10	上漲	上漲	8.80	7.87	-7.95%		8.40	6.36	-3.57%	
VHC	33.70	上漲	上漲	25.10	30.95	34.26%		28.70	23.78	17.42%	
VHM	78.00	上漲	上漲	66.00	69.70	18.18%		67.10	55.36	16.24%	

We Create Fortune

VIB	15.40	上漲	下跌	14.70	14.54	4.76%			15.52		
VIC	98.00	上漲	上漲	86.80	92.11	12.90%		95.00	81.54	3.16%	
VIP	4.91	上漲	上漲	4.33	4.68	13.39%		4.77	3.84	2.94%	
VJC	115.00	上漲	上漲	109.10	112.20	5.41%		117.40	101.35	-2.04%	
VND	12.10	上漲	下跌	11.80	11.38	2.54%			12.80		
VNG	13.90	上漲	下跌	13.40	13.12	3.73%			14.72		
VNM	115.00	上漲	上漲	105.00	107.15	9.52%		102.80	90.58	11.87%	
VPB	24.70	上漲	上漲	22.80	23.51	8.33%		22.80	16.17	8.33%	
VPI	42.45	上漲	上漲	42.00	41.45	1.07%		41.30	40.58	2.78%	
VRC	6.50	上漲	下跌	6.95	6.25	-6.47%			7.77		
VRE	26.30	上漲	上漲	26.55	23.61	-0.94%		23.80	19.95	10.50%	
VSC	26.50	上漲	上漲	24.50	26.24	8.16%		23.90	22.28	10.88%	

LARGECAPS 大型股票趨勢追蹤表

股票	價格	短期趨勢	中期趨勢	短期買進價格	短期停損	暫計短期利潤%	短期訊號	中期買進價格	中期停損	暫計中期利潤%	中期訊號
ACB	22.40	上漲	上漲	20.60	20.88	8.74%			22.19		
BID	39.70	上漲	下跌	36.70	36.91	8.17%			40.35		
BSR	6.50	上漲	下跌	6.10	5.95	6.56%			6.90		
BVH	50.10	上漲	上漲	39.50	46.32	26.84%		48.45	36.52	3.41%	
CTG	22.95	上漲	上漲	20.10	20.59	14.18%			21.98		
FPT	49.30	上漲	上漲	38.08	46.64	29.46%		43.72	38.55	12.77%	
GAS	75.00	上漲	上漲	63.00	70.15	19.05%		70.90	70.18	5.78%	買進
GEX	16.90	上漲	上漲	16.40	16.05	3.05%		16.65	13.00	1.50%	
GVR	12.80	上漲	上漲	10.10	11.42	26.73%		11.15	8.35	14.80%	
HDB	25.05	上漲	上漲	20.50	21.89	22.20%		22.85	22.50	9.63%	買進
HNG	14.60	上漲	上漲	12.80	13.56	14.06%		14.40	13.55	1.39%	買進
HPG	26.50	上漲	上漲	18.85	24.58	40.58%		20.70	18.82	28.02%	
HVN	27.30	上漲	上漲	20.65	26.03	32.20%		25.85	22.45	5.61%	
KDH	22.00	上漲	上漲	20.00	21.71	10.00%		21.35	18.60	3.04%	
MBB	17.60	上漲	上漲	15.75	16.39	11.75%		17.00	13.48	3.53%	
MSN	63.80	上漲	上漲	61.00	59.04	4.59%		60.20	49.69	5.98%	
MWG	87.00	上漲	上漲	69.90	81.58	24.46%		82.00	66.07	6.10%	
NVL	53.50	上漲	下跌	53.00	50.38	0.94%			55.62		
OIL	8.10	上漲	上漲	7.40	7.48	9.46%		7.70	6.03	5.19%	
PLX	47.00	上漲	上漲	39.97	43.72	17.59%		43.80	34.52	7.31%	
PNJ	64.00	上漲	上漲	55.50	59.97	15.32%		59.70	47.57	7.20%	

We Create Fortune

POW	10.20	下跌	上漲		10.49			9.55	8.31	6.81%	
QNS	24.30	上漲	上漲	22.60	23.11	7.52%			23.73		
REE	31.80	上漲	下跌	30.20	30.33	5.30%			31.90		
ROS	3.62	下跌	下跌		3.73				6.07		
SBT	15.10	上漲	下跌	14.00	13.97	7.86%			15.86		
SSI	14.35	上漲	上漲	13.25	13.40	8.30%		13.30	10.73	7.89%	
STB	10.50	上漲	上漲	8.93	9.45	17.58%		9.73	7.47	7.91%	
TCB	22.00	上漲	上漲	16.95	19.80	29.79%		18.90	14.91	16.40%	
TPB	21.80	上漲	下跌	18.75	20.45	16.27%			23.94		
VCB	81.20	上漲	上漲	65.00	74.89	24.92%		76.00	73.63	6.84%	買進
VCG	25.10	下跌	下跌		25.58				26.09		
VCS	65.60	上漲	下跌	66.50	62.60	-1.35%			68.26		
VEA	42.70	上漲	下跌	31.50	37.82	35.56%			59.45		
VGI	30.00	上漲	上漲	22.60	26.95	32.74%		26.40	20.63	13.64%	
VHM	78.00	上漲	上漲	66.00	69.70	18.18%		67.10	55.36	16.24%	
VIB	15.40	上漲	下跌	14.70	14.54	4.76%			15.52		
VIC	98.00	上漲	上漲	86.80	92.11	12.90%		95.00	81.54	3.16%	
VJC	115.00	上漲	上漲	109.10	112.20	5.41%		117.40	101.35	-2.04%	
VNM	115.00	上漲	上漲	105.00	107.15	9.52%		102.80	90.58	11.87%	
VPB	24.70	上漲	上漲	22.80	23.51	8.33%		22.80	16.17	8.33%	
VRE	26.30	上漲	上漲	26.55	23.61	-0.94%		23.80	19.95	10.50%	

MIDCAPS 中型股票趨勢追蹤表

股票	價格	短期趨勢	中期趨勢	短期買進價格	短期停損	暫計短期利潤%	短期訊號	中期買進價格	中期停損	暫計中期利潤%	中期訊號
AAA	12.55	下跌	上漲		12.92			12.80	10.42	-1.95%	
ANV	18.20	上漲	上漲	14.85	17.10	22.56%		16.80	13.42	8.33%	
ASM	5.41	上漲	上漲	4.15	5.08	30.36%		4.76	3.84	13.66%	
BMI	21.40	上漲	上漲	16.95	20.10	26.25%		21.00	16.49	1.90%	
BMP	46.55	上漲	上漲	37.95	44.77	22.66%		45.00	38.44	3.44%	
BWE	21.65	上漲	上漲	18.00	20.48	20.28%		20.45	18.02	5.87%	
CEO	7.70	上漲	上漲	6.80	6.96	13.24%		7.50	7.29	2.67%	買進
CII	20.10	上漲	下跌	21.00	19.41	-4.29%			21.58		
CRE	15.35	下跌	下跌		16.10				17.38		
CTI	18.90	上漲	下跌	20.30	18.54	-6.90%			22.26		
CTR	45.80	上漲	上漲	34.50	42.24	32.75%		42.00	30.50	9.05%	

We Create Fortune

D2D	58.00	上漲	上漲	57.00	54.33	1.75%			57.71		
DBD	51.20	上漲	上漲	48.80	49.77	4.92%		51.40	45.68	-0.39%	
DCM	8.49	上漲	上漲	5.86	7.94	44.88%		6.40	6.89	32.66%	
DGW	27.00	上漲	上漲	20.40	25.72	32.35%		23.70	20.93	13.92%	
DHC	36.50	下跌	上漲		37.76			38.00	32.12	-3.95%	
DIG	12.20	上漲	下跌	11.55	11.34	5.63%			12.63		
DPG	26.40	上漲	下跌	26.50	24.93	-0.38%			29.59		
DPM	14.10	下跌	上漲		14.70			13.70	12.16	2.92%	
DRC	19.20	上漲	上漲	16.70	18.35	14.97%		18.85	16.16	1.86%	
DXG	11.40	上漲	上漲	8.89	9.92	28.23%			10.75		
E1VFV N30	13.70	上漲	上漲	11.22	12.86	22.10%		12.25	10.69	11.84%	
FCN	9.24	上漲	上漲	7.58	8.71	21.90%		8.98	7.27	2.90%	
FLC	2.92	上漲	下跌	3.02	2.75	-3.31%			3.57		
GEG	21.00	上漲	下跌	20.80	20.40	0.96%			22.70		
GMD	19.40	上漲	上漲	16.50	18.28	17.58%		18.35	15.11	5.72%	
GTN	17.05	上漲	下跌	15.00	16.13	13.67%		17.20	17.14	-0.33%	買進
HAG	4.14	上漲	上漲	2.81	3.72	47.33%		3.38	2.95	22.49%	
HBC	8.74	上漲	上漲	7.31	8.15	19.56%		8.51	8.49	2.70%	買進
HCM	18.50	上漲	上漲	13.55	17.33	36.53%		15.45	13.12	19.74%	
HDC	18.65	上漲	下跌	17.65	17.68	5.67%			18.98		
HDG	26.75	上漲	上漲	25.50	25.18	4.90%		25.65	18.75	4.29%	
HPX	26.90	上漲	#N/A	28.00	26.08	-3.93%		35.30	#N/A	#N/A	
HSG	9.27	上漲	上漲	5.56	8.95	66.73%		6.78	6.20	36.73%	
HT1	13.60	上漲	上漲	11.95	13.08	13.81%		12.90	11.13	5.43%	
HTM	11.70	上漲	下跌	12.80	10.95	-8.59%			15.81		
IBC	22.00	上漲	上漲	21.00	20.75	4.76%			21.69		
IDI	4.28	上漲	上漲	3.31	4.02	29.31%		3.88	3.02	10.31%	
IJC	12.00	上漲	上漲	9.12	11.70	31.58%		11.30	9.00	6.19%	
ITA	2.61	上漲	上漲	2.06	2.51	26.70%		2.42	2.09	7.85%	
KBC	13.00	上漲	上漲	11.75	12.30	10.64%			12.90		
KDC	28.15	上漲	上漲	16.90	24.03	66.57%		20.30	16.03	38.67%	
KOS	29.30	上漲	上漲	28.80	27.40	1.74%		26.30	26.55	11.41%	
KSB	20.40	上漲	上漲	14.00	18.78	45.71%		18.35	14.55	11.17%	
LDG	5.40	上漲	下跌	5.44	5.00	-0.74%			5.81		
LPB	7.60	上漲	上漲	7.10	6.92	7.04%			7.48		
MBG	8.10	上漲	下跌	7.40	7.74	9.46%			14.73		
MBS	9.50	上漲	下跌	9.90	9.13	-4.04%			10.74		
MPC	26.80	上漲	上漲	20.80	24.61	28.85%		24.10	18.71	11.20%	

We Create Fortune

NBB	19.35	上漲	上漲	20.05	18.63	-3.49%		18.80	16.60	2.93%	
NKG	7.14	上漲	上漲	5.27	6.71	35.48%		6.47	5.12	10.36%	
NLG	23.60	上漲	上漲	20.80	22.85	13.46%		24.20	23.41	-2.48%	買進
NT2	20.60	上漲	上漲	18.10	20.10	13.81%		20.65	18.01	-0.24%	
NTL	17.60	上漲	下跌	17.00	16.89	3.53%			19.42		
NVB	8.00	下跌	下跌		8.28				8.87		
OGC	3.19	上漲	上漲	2.67	3.11	19.48%		2.98	2.71	7.05%	
PC1	16.80	上漲	上漲	11.80	15.97	42.37%		13.95	12.61	20.43%	
PDR	28.20	上漲	上漲	26.80	26.75	5.22%		26.80	24.33	5.22%	
PHR	46.00	上漲	上漲	38.85	42.91	18.40%		44.30	35.48	3.84%	
PPC	24.35	下跌	上漲		25.47			25.45	21.77	-4.32%	
PTB	46.45	上漲	上漲	39.35	44.81	18.04%		47.00	35.60	-1.17%	
PVD	10.80	上漲	上漲	10.35	10.24	4.35%		9.80	7.20	10.20%	
PVI	31.00	上漲	上漲	33.40	30.06	-7.19%		30.70	27.71	0.98%	
PVS	12.90	上漲	上漲	11.30	12.13	14.16%		12.80	12.44	0.78%	買進
PVT	10.70	上漲	上漲	10.65	10.14	0.47%		10.30	8.03	3.88%	
QCG	8.00	上漲	上漲	6.46	7.23	23.84%		7.65	5.62	4.58%	
SCR	4.61	上漲	下跌	4.30	4.40	7.21%			4.82		
SGP	6.70	上漲	上漲	5.90	6.40	13.56%			6.54		
SHB	12.00	下跌	下跌		15.68			7.10	14.43	103.23%	
SHS	8.70	上漲	上漲	9.20	8.25	-5.43%		8.20	7.12	6.10%	
SZC	19.00	上漲	上漲	14.30	17.68	32.87%		16.60	14.82	14.46%	
TCH	22.20	上漲	下跌	20.55	21.03	8.03%			23.67		
TCM	16.35	上漲	上漲	16.75	15.75	-2.39%		16.10	15.44	1.55%	買進
TDH	8.69	上漲	上漲	8.67	8.27	0.23%		8.88	6.74	-2.14%	
TNG	13.80	下跌	上漲		13.86			11.70	9.15	17.95%	
TTB	3.79	上漲	下跌	2.69	3.15	40.89%			3.86		
VGC	17.40	上漲	上漲	14.90	16.56	16.78%		16.65	14.70	4.50%	
VGT	8.10	上漲	上漲	8.80	7.87	-7.95%		8.40	6.36	-3.57%	
VHC	33.70	上漲	上漲	25.10	30.95	34.26%		28.70	23.78	17.42%	
VND	12.10	上漲	下跌	11.80	11.38	2.54%			12.80		
VNG	13.90	上漲	下跌	13.40	13.12	3.73%			14.72		
VPI	42.45	上漲	上漲	42.00	41.45	1.07%		41.30	40.58	2.78%	

We Create Fortune

SMALLCAPS 小型股票趨勢追蹤表

股票	價格	短期趨勢	中期趨勢	短期買進價格	短期停損	暫計短期利潤%	短期訊號	中期買進價格	中期停損	暫計中期利潤%	中期訊號
AAV	5.10	上漲	下跌	5.20	4.56	-1.92%			5.92		
AGR	3.31	上漲	上漲	2.78	3.14	19.06%		3.01	2.34	9.97%	
AMD	3.20	上漲	下跌	3.28	2.94	-2.44%			4.02		
APG	8.95	下跌	下跌		9.34				9.84		
ART	2.80	上漲	下跌	2.50	2.61	12.00%		3.20	3.02	-5.52%	買進
BCG	5.72	上漲	下跌	5.60	5.30	2.14%		5.82	5.72	-1.66%	買進
C4G	7.30	上漲	上漲	4.50	6.62	62.22%		5.50	4.53	32.73%	
C69	6.10	上漲	下跌	7.00	5.96	-12.86%			7.87		
CCL	7.24	上漲	上漲	4.68	6.86	54.70%		6.01	5.42	20.47%	
CVT	17.55	上漲	上漲	17.55	16.48	0.00%		17.80	14.70	-1.40%	
DAH	12.00	上漲	上漲	9.26	11.17	29.59%		10.70	10.18	12.15%	買進
DLG	1.47	下跌	下跌		1.58				1.89		
DRH	6.70	上漲	上漲	5.48	5.78	22.26%		5.08	3.56	31.89%	
DTD	12.20	上漲	下跌	12.30	11.32	-0.81%			12.32		
EVG	2.43	下跌	下跌		2.64				2.73		
FIT	6.03	下跌	下跌		6.47				7.35		
FTM	1.54	上漲	下跌	1.60	1.44	-3.75%			2.09		
FUES SV50	11.70	上漲	上漲	10.70	11.18	9.35%		10.40	9.72	12.50%	
GKM	17.60	上漲	上漲	15.70	16.98	12.10%		14.90	16.26	18.12%	
HAH	10.95	上漲	上漲	9.44	10.50	16.00%		10.40	9.08	5.29%	
HAI	3.01	下跌	下跌		3.12				3.91		
HAR	2.85	上漲	下跌	2.88	2.68	-1.04%			3.15		
HDA	8.10	下跌	上漲		8.74			8.50	7.09	-4.71%	
HHP	11.80	下跌	下跌		12.99			13.20	11.95	-9.48%	
HHS	4.20	上漲	上漲	3.68	3.98	14.13%		4.17	3.13	0.72%	
HID	2.49	上漲	下跌	2.34	2.32	6.41%			2.53		
HII	13.00	下跌	上漲		13.00			11.00	11.88	18.18%	
HQC	1.08	下跌	下跌		1.13				1.31		
HSL	5.59	下跌	上漲		6.04			5.35	4.43	4.49%	
HUT	2.00	上漲	上漲	1.60	1.80	25.00%		2.00	1.94	0.00%	買進
HVG	5.40	下跌	下跌		5.74				6.74		
HVH	7.96	上漲	下跌	8.20	7.40	-2.93%			9.52		
IDJ	13.30	下跌	下跌		15.21				19.86		
JVC	2.69	上漲	下跌	2.88	2.61	-6.60%			3.00		

We Create Fortune

KLF	1.90	下跌	上漲		2.17			2.40	1.44	-20.83%	
LCG	6.45	上漲	上漲	4.51	5.65	43.02%		5.45	4.45	18.35%	
LGL	4.84	下跌	下跌		5.06				5.40		
LHG	17.30	上漲	上漲	12.60	16.50	37.30%		14.95	14.37	15.72%	
LMH	1.00	下跌	下跌	1.21	1.06	-12.32%	賣出		2.13		
MST	2.80	上漲	下跌	2.90	2.52	-3.45%			3.86		
NDN	17.00	上漲	上漲	15.80	15.89	7.59%		16.20	13.40	4.94%	
PHC	9.60	上漲	下跌	10.50	9.42	-8.57%			10.81		
PLP	8.60	上漲	上漲	6.94	7.88	23.92%			8.53		
PVB	14.20	下跌	上漲		14.91			11.50	11.27	23.48%	
PVC	5.40	上漲	上漲	4.90	5.02	10.20%		5.30	5.27	1.89%	買進
PVX	0.80	下跌	下跌		1.00				1.06		
PXL	8.80	上漲	上漲	8.10	8.37	8.64%		6.70	7.05	31.34%	
SHI	8.80	上漲	下跌	8.70	8.16	1.15%			9.06		
SJF	1.86	上漲	上漲	1.44	1.81	29.17%		1.73	1.39	7.51%	
SPP	0.40	下跌	下跌		0.57				0.93		
TDC	7.94	上漲	上漲	7.06	7.55	12.46%		7.69	6.56	3.25%	
TIG	6.60	上漲	下跌	5.30	5.87	24.53%			6.68		
TLH	3.27	上漲	上漲	2.88	3.11	13.54%		3.28	3.12	-0.30%	買進
TNA	18.05	上漲	下跌	16.30	14.78	10.74%			18.23		
TNI	10.35	上漲	下跌	10.60	10.12	-2.36%			10.85		
TSC	2.36	下跌	下跌		2.50				2.78		
TTF	2.67	上漲	上漲	2.15	2.31	24.19%		2.52	2.44	5.95%	買進
TTH	1.90	下跌	下跌	1.90	1.93	1.33%	賣出		2.11		
TVC	31.50	上漲	上漲	27.20	27.65	15.81%			29.11		
VC3	16.40	下跌	上漲		16.85			16.90	15.28	-2.96%	
VCR	10.00	上漲	上漲	8.90	9.50	12.36%		12.90	7.61	-22.48%	
VNA	2.80	上漲	下跌	2.30	2.41	21.74%			2.84		
VNE	4.70	上漲	上漲	3.65	4.32	28.77%		4.52	3.62	3.98%	買進
VRC	6.50	上漲	下跌	6.95	6.25	-6.47%			7.77		



We Create Fortune

胡志明市交易所 (HSX)

	收盤	漲跌%
VNI	862.73	1.15%
VN30	815.55	1.52%
VN Mid	844.37	-0.06%
VN Small	721.07	-0.02%

河內交易所 (HSX)

	收盤	漲跌%
HNI	105.74	-1.12%
HN30	208.86	-0.42%
VNX AllSh	778.53	1.14%

UPCOM 市場 (UPCoM)

	收盤	漲跌%
UPCoM	54.31	0.56%

外資交易	成交值(十億盾)
買進	544.84
賣出	611.96
買超/賣超	-67.12

外資交易	成交值(十億盾)
買進	1.62
賣出	4.95
買超/賣超	-3.33

外資交易	成交值(十億盾)
買進	20.24
賣出	16.79
買超/賣超	3.45

上漲排名/股碼	漲跌 (VND)	漲跌%
FRT	1600	6.84%
HDB	1600	6.82%
EIB	1100	6.75%
KDC	1750	6.63%
DBC	2100	6.50%

上漲排名/股碼	漲跌 (VND)	漲跌%
DP3	7400	9.87%
TVC	2800	9.76%
CEO	200	2.67%
TNG	300	2.22%
ACB	200	0.90%

上漲排名/股碼	漲跌 (VND)	漲跌%
VEA	1560	3.79%
QNS	175	0.73%
VIB	90	0.59%
C4G	39	0.54%
CTR	161	0.35%

下跌排名/股碼	漲跌 (VND)	漲跌%
SMC	-700	-6.03%
PME	-3300	-5.37%
VCI	-750	-3.12%
YEG	-1800	-2.86%
HSG	-260	-2.73%

下跌排名/股碼	漲跌 (VND)	漲跌%
SHB	-1100	-8.40%
LAS	-300	-4.48%
PLC	-500	-2.82%
SHS	-100	-1.14%
L14	-500	-0.75%

下跌排名/股碼	漲跌 (VND)	漲跌%
BOT	-6186	-11.63%
VLC	-1873	-6.84%
ACV	-831	-1.34%
MPC	-34	-0.13%
OIL	-7	-0.09%

*備註：市值>5,000 億盾；成交值>15 億盾

市值排名/股碼	十億盾
VIC	326,743
VCB	295,227
VHM	253,622
VNM	198,517
BID	157,462

市值排名/股碼	十億盾
ACB	36,913
SHB	22,995
VCG	11,087
VCS	10,166
PVI	6,929

市值排名/股碼	十億盾
ACV	134,972
VEA	54,770
MCH	47,633
BCM	24,106
BSR	20,122

交易量排名/股碼	成交值	30 日均
ROS	46,407,490	9,485,228
HSG	14,142,240	9,420,168
HPG	11,513,810	9,634,133
CTG	10,616,250	6,627,339
STB	10,196,270	10,570,460

交易量排名/股碼	成交值	30 日均
SHB	26,348,084	2,920,050
ACB	8,632,625	3,291,189
HUT	6,699,837	5,018,995
PVS	4,929,790	5,002,514
NVB	3,495,300	2,293,408

交易量排名/股碼	成交值	30 日均
BSR	3,042,092	4,210,745
LPB	1,888,265	2,827,877
VIB	909,525	667,940
DDV	709,000	3,282
OIL	603,756	1,120,044

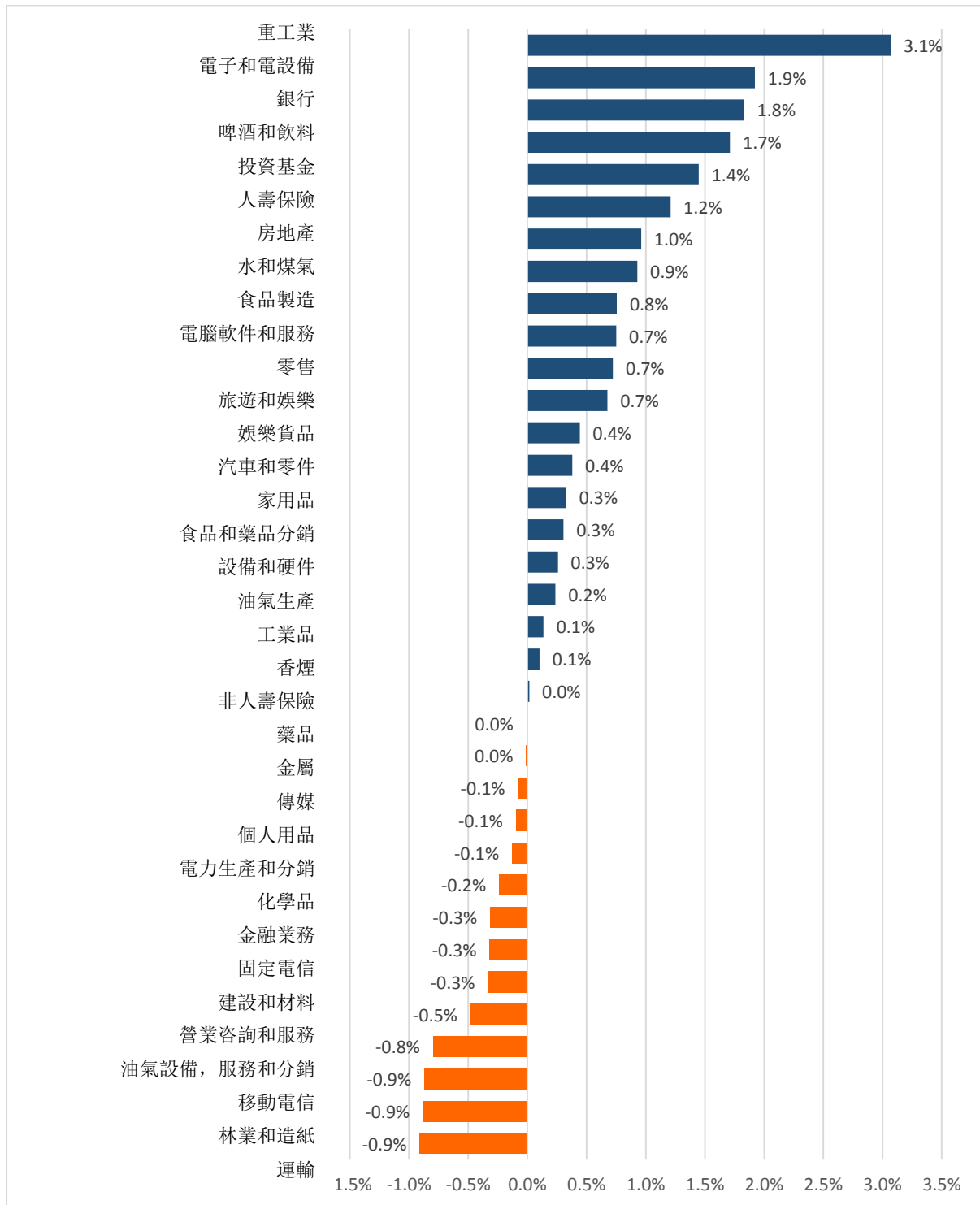
資料源: Bloomberg & Yuanta Research

資料源: Bloomberg & Yuanta Research

資料源: Bloomberg & Yuanta Research

We Create Fortune

各行業板塊的交易走勢



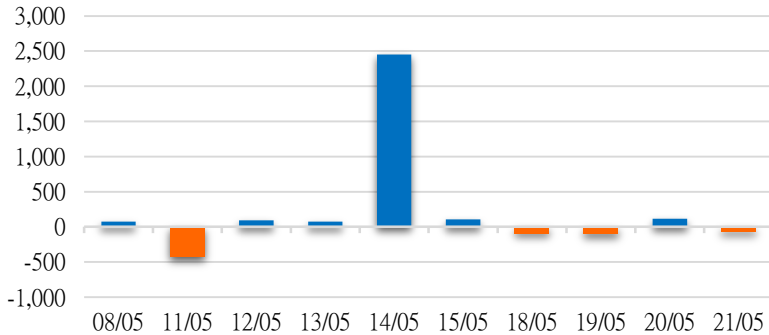
資料源: FiinPro - YSVN



We Create Fortune

外資買進賣統計

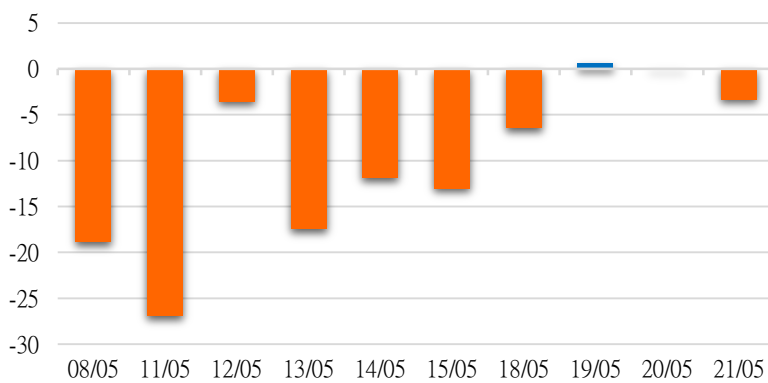
HSX 外資每日買/賣超



證券代碼	買超金額 (百萬盾)	證券代碼	賣超金額 (百萬盾)
VNM	66,275	HPG	77,668
VCB	25,421	DBC	27,459
CTG	24,719	VRE	27,301
VHM	17,726	VIC	23,987
GAS	13,805	HSG	19,947

HSX 外資買/賣超的前 5 名

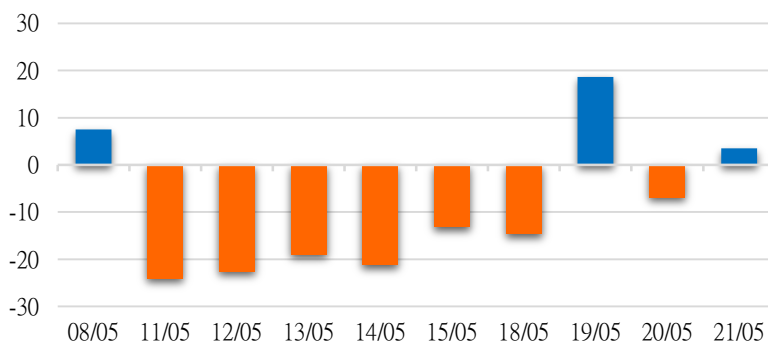
HNX 外資每日買/賣超



證券代碼	買超金額 (百萬盾)	證券代碼	賣超金額 (百萬盾)
PVI	309	SHB	2,155
DP3	254	BVS	690
PVX	157	SHS	460
VC7	107	PVS	387
VCS	106	PGS	209

HNX 外資買/賣超的前 5 名

UPCOM 外資每日買/賣超



證券代碼	買超金額 (百萬盾)	證券代碼	賣超金額 (百萬盾)
VEA	10,459	ACV	8,062
CTR	911	VIB	770
BSR	715	TTD	555
FOX	547	QNS	272
MCH	103	BCM	92

UPCOM 外資買/賣超的前 5 名

源: FiinPro - YSVN



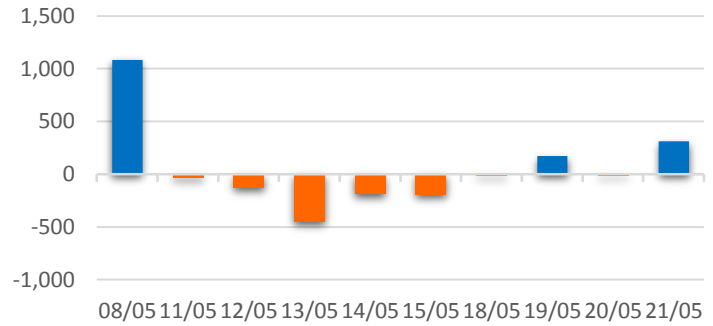
We Create **Fortune**

自營進出統計

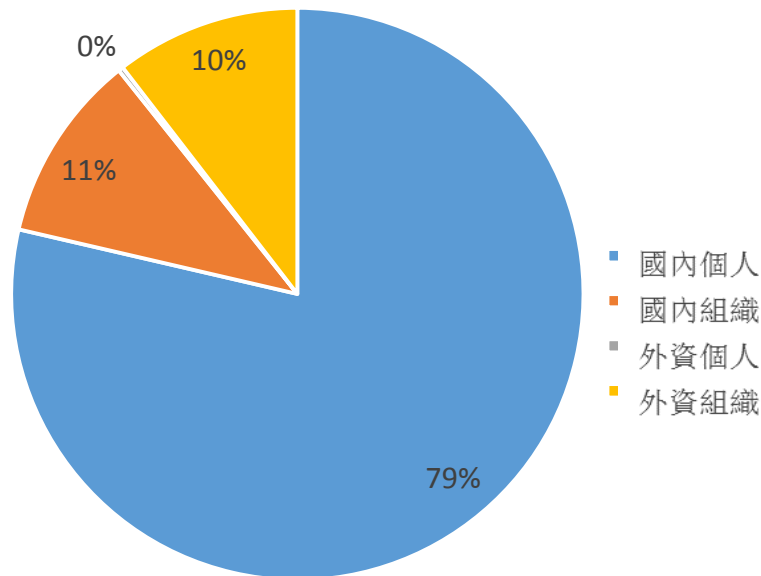
證券代碼	買超金額 (百萬盾)	證券代碼	賣超金額 (百萬盾)
VNM	37,104	FUEVFNVD	34,895
TCB	32,626	MBB	8,854
HPG	27,903	VCB	7,194
VPB	25,816	HPG	5,536
VIC	24,968	VPB	5,200

券商自營交易最大前名

券商自營交易每日買/賣超 (bil.VND)



越南證券市場投資人類別統計

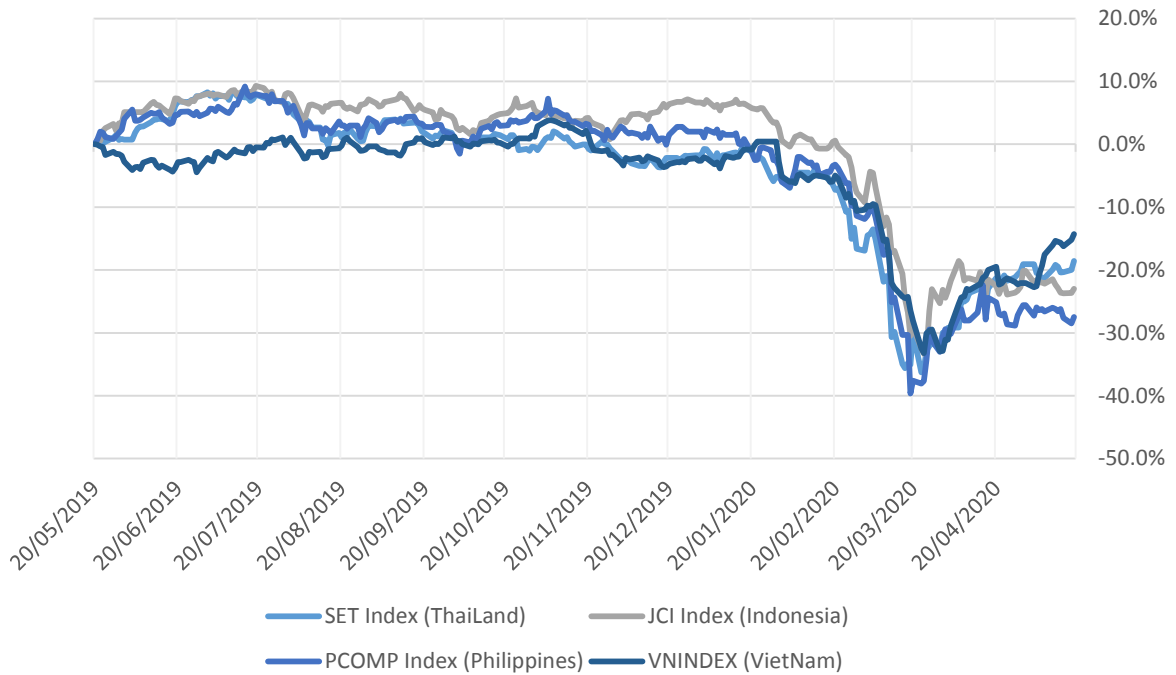


資料源: FinPro - YSVN



We Create Fortune

東南亞主要市場走勢比較

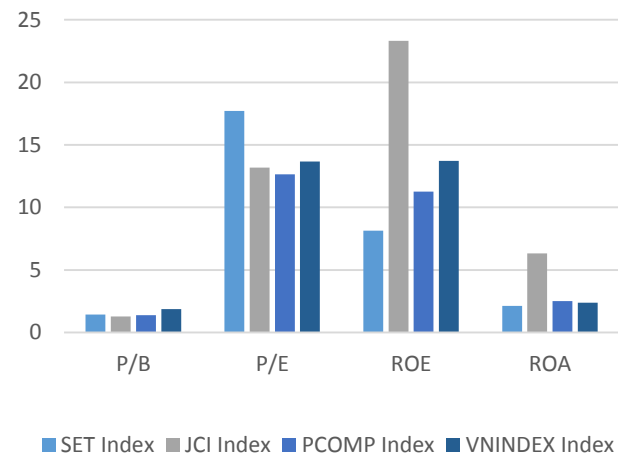


東南亞主要市場數據

		Thailand	Indonesia	Philippines	Vietnam
P/B		1.5x	1.3x	1.4x	1.9x
P/E		18.1x	13.4x	13.0x	14.1x
ROE	%	8.12	23.29	11.16	13.71
ROA	%	2.13	6.31	2.49	2.38
Vốn hóa	Tỷ USD	445.91	358.61	139.03	127.89
GTGD	Triệu USD	1.91	0.34	0.04	0.17
LS cổ tức	%	3.74	3.57	2.14	2.13

YSVN

源：
B
l
o
o
m
B
e
r
g
&





We Create **Fortune**

元大證券（越南）公司

個人客戶分析部

Nguyễn Thế Minh

研究分析經理

+84 28 3622 6868 ext 3826

minh.nguyen@yuanta.com.vn

Lý Thị Hiền

研究分析主管

+84 28 3622 6868 ext 3908

hien.ly@yuanta.com.vn

Quách Đức Khánh

高級分析專員

+84 28 3622 6868 ext 3833

khanh.quach@yuanta.com.vn

Phạm Tấn Phát

高級分析專員

+84 28 3622 6868 ext 3880

phat.pham@yuanta.com.vn

Nguyễn Trịnh Ngọc Hồng

分析專員

+84 28 3622 6868 ext 3832

hong.nguyen@yuanta.com.vn

個人客戶業務部

Nguyễn Thanh Tùng

總公司業務經理

+84 28 3622 6868 ext 3609

tung.nguyen@yuanta.com.vn

Nguyễn Việt Quang

河內分行經理

+84 28 3622 6868 ext 3404

quang.nguyen@yuanta.com.vn

Võ Thị Thu Thủy

平陽分行經理

+84 28 3622 6868 ext 3505

thuy.vo@yuanta.com.vn

Nguyễn Mạnh Hoạt

堤岸分行經理

+84 28 3622 6868 ext 3847

hoat.nguyen@yuanta.com.vn

Bùi Quốc Phong

同奈分行經理

+84 28 3622 6868

phong.bui@yuanta.com.vn

Chung Kim Hoa

華人客戶部經理

+84 28 3622 6868 ext 3828

hoa.chung@yuanta.com.vn

Đinh Thị Thu Cúc

頭頓分行經理

+84 28 3622 6868 ext 3203

cuc.dinh@yuanta.com.vn

Võ Đình Tuấn

峴港分行經理

+84 28 3622 6868 ext 3301

tuun.vo@yuanta.com.vn

Nguyễn Đức Hoàn

河內南部營業中心經理

+84 28 3622 6868 ext 3409

hoan.nguyen@yuanta.com.vn



We Create **Fortune**

Appendix A: Important Disclosures

Analyst Certification

Each research analyst primarily responsible for the content of this research report, in whole or in part, certifies that with respect to each security or issuer that the analyst covered in this report: (1) all of the views expressed accurately reflect his or her personal views about those securities or issuers; and (2) no part of his or her compensation was, is, or will be, directly or indirectly, related to the specific recommendations or views expressed by that research analyst in the research report.

Ratings Definitions

BUY: We have a positive outlook on the stock based on our expected absolute or relative return over the investment period. Our thesis is based on our analysis of the company's outlook, financial performance, catalysts, valuation and risk profile. We recommend investors add to their position.

HOLD-Outperform: In our view, the stock's fundamentals are relatively more attractive than peers at the current price. Our thesis is based on our analysis of the company's outlook, financial performance, catalysts, valuation and risk profile.

HOLD-Underperform: In our view, the stock's fundamentals are relatively less attractive than peers at the current price. Our thesis is based on our analysis of the company's outlook, financial performance, catalysts, valuation and risk profile.

SELL: We have a negative outlook on the stock based on our expected absolute or relative return over the investment period. Our thesis is based on our analysis of the company's outlook, financial performance, catalysts, valuation and risk profile. We recommend investors reduce their position.

Under Review: We actively follow the company, although our estimates, rating and target price are under review.

Restricted: The rating and target price have been suspended temporarily to comply with applicable regulations and/or Yuanta policies.

Note: Yuanta research coverage with a Target Price is based on an investment period of 12 months. Greater China Discovery Series coverage does not have a formal 12 month Target Price and the recommendation is based on an investment period specified by the analyst in the report.

Global Disclaimer

© 2018 Yuanta. All rights reserved. The information in this report has been compiled from sources we believe to be reliable, but we do not hold ourselves responsible for its completeness or accuracy. It is not an offer to sell or solicitation of an offer to buy any securities. All opinions and estimates included in this report constitute our judgment as of this date and are subject to change without notice.

This report provides general information only. Neither the information nor any opinion expressed herein constitutes an offer or invitation to make an offer to buy or sell securities or other investments. This material is prepared for general circulation to clients and is not intended to provide tailored investment advice and does not take into account the individual financial situation and objectives of any specific person who may receive this report. Investors should seek financial advice regarding the appropriateness of investing in any securities, investments or investment strategies discussed or recommended in this report. The information contained in this report has been compiled from sources believed to be reliable but no representation or warranty, express or implied, is made as to its accuracy, completeness or correctness. This report is not (and should not be construed as) a solicitation to act as securities broker or dealer in any jurisdiction by any person or company that is not legally permitted to carry on such business in that jurisdiction.

Yuanta research is distributed in the United States only to Major U.S. Institutional Investors (as defined in Rule 15a-6 under the Securities Exchange Act of 1934, as amended and SEC staff interpretations thereof). All transactions by a US person in the securities mentioned in this report must be effected through a registered broker-dealer under Section 15 of the Securities Exchange Act of 1934, as amended. Yuanta research is distributed in Taiwan by Yuanta Securities Investment Consulting. Yuanta research is distributed in Hong Kong by Yuanta Securities (Hong Kong) Co. Limited, which is licensed in Hong Kong by the Securities and Futures Commission for regulated activities, including Type 4 regulated activity (advising on securities). In Hong Kong, this research report may not be redistributed, retransmitted or disclosed, in whole or in part or any form or manner, without the express written