

當日市場：外資買賣平衡

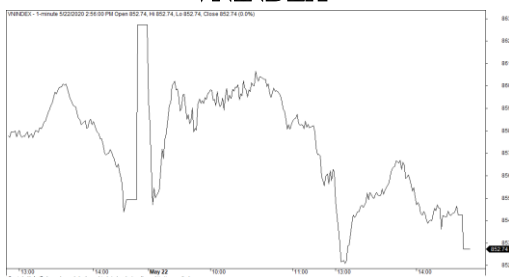
2020/05/22

市場走勢

| 市場指數            | VNI     | HNI    | UPCOM  |
|-----------------|---------|--------|--------|
| 收盤              | 852.74  | 107.04 | 54.24  |
| %日              | -1.16%  | 1.23%  | -0.13% |
| %週              | 3.11%   | -1.82% | 2.05%  |
| %月              | 10.90%  | 0.22%  | 5.36%  |
| %年              | -13.32% | 0.86%  | -2.08% |
| <b>成交值(十億盾)</b> |         |        |        |
| 當日              | 5,284   | 764    | 282    |
| 日均量/週           | 5,495   | 640    | 556    |
| 日均量/月           | 5,093   | 496    | 317    |
| <b>外資進出</b>     |         |        |        |
| 買進              | 729.86  | 1.96   | 9.40   |
| 賣出              | 704.26  | 33.67  | 16.22  |
| 買賣超             | 25.59   | -31.71 | -6.82  |
| <b>市場漲跌家數</b>   |         |        |        |
| 上漲              | 107     | 62     | 115    |
| 下跌              | 197     | 95     | 120    |
| 持平              | 91      | 214    | 668    |
| <b>市場指標</b>     |         |        |        |
| P/E             | 14.03   | 9.29   | 15.30  |
| 總市值<br>(兆盾)     | 3,012   | 199    | 834    |
| 股息殖利率           | 4.31%   | 2.28%  | 5.15%  |

資料源: Bloomberg - YSVN

VNINDEX



HNIINDEX



市場走勢

在昨天的意外 ATC(收盤前集合競價)時段之後，VN-Index 從開盤就下跌。儘管在連續競價時間有所回升，但賣出壓倒了 VN 指數，收盤於盤中低點 862.74 點，跌幅為 1.16%。另一方面，由於 SHB 漲停，HNX-Index 上漲了 1.23%，固定在 107.04 點。Upcom-Index 微跌至 54.24 點。成交值總額達 5.48 萬億盾。

VN-Index 從 864 點的門檻開始錄得強勁的拋售壓力，當時的重點是銀行股和大型股。HDB (-4.6%)，TCB (-4.3%)，STB (-2.9%)，VPB (-2.2%) 是暢銷的銀行代碼，而 MSN (-2.8%)，VHM (-1.9%)，VRE (-1.9%)，GAS (-1.5%) 也出現了顯著下降。

然而，賣盤仍集中在大型股上，而中型股和小型股僅小幅下跌。同時，還有比一般市場更強的行業，例如鋼鐵 (HPG，HSG，NKG)，肥料 (DPM，DCM，LAS)。

外國投資者繼續是淨賣家，但在整個市場中只有將近 130 億越南盾，不算多。在銷售方面，他們專注於淨賣 HPG (299 億)，SHB (279 億)，E1VFN30 (221 億)。另一方面，積極收購了 VNM (435 億)，VCB (368 億)。

市場短期觀點

我們認為，在主要交易指標接近短期阻力區域 (VN 指數 880 點和 VN30 的 833 點) 的情況下，下一個交易週的調整壓力可能會增加。同時，當現金流顯示出疲軟跡象並且投資者更加謹慎時，短期風險趨於增加，因此價格走勢圖可能很快會在接下來的幾個交易日進入累積期。此外，股票比例繼續急劇下降，這表明短期策略是在降低股票比例的方向上重組投資組合。

我們的趨勢指標系統短期內在兩個主要指數上均保持上升趨勢，VN 指數和 HNX 指數的支撐分別為 827.76 點和 110.26 點。因此，我們建議短期投資者可以在此階段重組投資組合，以逐漸降低存量比例並限制新購買。

中期趨勢保持上升，中期風險保持較低。但是，主要指數在阻力位附近交易，因此價格圖表可能在下一個交易週出現調整。因此，我們建議中期投資者利用修正來增加股票敞口。

建議短線投資比重：78%股票/22%現金。

建議中線投資比重：63%股票/37%現金。

(股票趨勢追蹤圖在下一頁內更新)



We Create Fortune

### 技術分析圖



指數技術分析圖 VN-Index



指數技術分析圖 HNX-Index

| 指數          | 短期趨勢 | 中期趨勢 | 阻力區 1 | 阻力區 2 | 支撐區 1 | 支撐區 2 |
|-------------|------|------|-------|-------|-------|-------|
| VN-Index    | 上漲   | 上漲   | 997   | 1,000 | 988   | 953   |
| HNX-Index   | 上漲   | 上漲   | 106   | 108   | 99    | 90    |
| VN30        | 上漲   | 上漲   | 895   | 935   | 877   | 863   |
| VNMidcaps   | 上漲   | 上漲   | 992   | 1,030 | 969   | 963   |
| VNSmallcaps | 上漲   | 上漲   | 835   | 845   | 822   | 804   |

We Create Fortune

## 股票趨勢追蹤表

| 股票  | 價格    | 短期趨勢 | 中期趨勢 | 短期買進價格 | 短期停損  | 暫計短期利潤% | 短期訊號 | 中期買進價格 | 中期停損  | 暫計中期利潤% | 中期訊號 |
|-----|-------|------|------|--------|-------|---------|------|--------|-------|---------|------|
| AAA | 12.35 | 下跌   | 上漲   |        | 12.92 |         |      | 12.80  | 10.42 | -3.52%  |      |
| ACB | 22.40 | 上漲   | 上漲   | 20.60  | 20.95 | 8.74%   |      | 22.40  | 22.19 | 0.00%   | 買進   |
| ACV | 59.70 | 上漲   | 上漲   | 49.50  | 57.67 | 20.61%  |      | 59.30  | 47.46 | 0.67%   |      |
| ANV | 18.10 | 上漲   | 上漲   | 14.85  | 17.10 | 21.89%  |      | 16.80  | 14.46 | 7.74%   |      |
| ASM | 5.35  | 上漲   | 上漲   | 4.15   | 5.08  | 28.92%  |      | 4.76   | 4.27  | 12.39%  |      |
| BFC | 12.55 | 上漲   | 上漲   | 11.95  | 11.62 | 5.02%   |      | 12.25  | 10.21 | 2.45%   |      |
| BID | 39.30 | 上漲   | 下跌   | 36.70  | 37.24 | 7.08%   |      |        | 40.35 |         |      |
| BMP | 46.75 | 上漲   | 上漲   | 37.95  | 44.77 | 23.19%  |      | 45.00  | 39.85 | 3.89%   |      |
| BSR | 6.40  | 上漲   | 下跌   | 6.10   | 5.95  | 4.92%   |      |        | 6.90  |         |      |
| BVH | 49.15 | 上漲   | 上漲   | 39.50  | 46.49 | 24.43%  |      | 48.45  | 39.84 | 1.44%   |      |
| BWE | 21.75 | 上漲   | 上漲   | 18.00  | 20.57 | 20.83%  |      | 20.45  | 18.37 | 6.36%   |      |
| CEO | 7.70  | 上漲   | 上漲   | 6.80   | 7.04  | 13.24%  |      | 7.50   | 5.95  | 2.67%   |      |
| CII | 19.70 | 上漲   | 下跌   | 21.00  | 19.41 | -6.19%  |      |        | 21.58 |         |      |
| CMG | 28.00 | 上漲   | 上漲   | 25.50  | 27.50 | 9.80%   |      | 29.50  | 23.76 | -5.08%  |      |
| CMX | 16.65 | 下跌   | 上漲   |        | 18.18 |         |      | 13.50  | 12.34 | 23.33%  |      |
| CSM | 15.90 | 下跌   | 上漲   |        | 16.73 |         |      | 12.25  | 14.46 | 29.80%  |      |
| CTD | 68.10 | 上漲   | 上漲   | 54.20  | 63.82 | 25.65%  |      | 61.70  | 53.85 | 10.37%  |      |
| CTG | 22.80 | 上漲   | 上漲   | 20.10  | 21.23 | 13.43%  |      | 22.80  | 21.98 | 0.00%   | 買進   |
| CTR | 45.70 | 上漲   | 上漲   | 34.50  | 42.98 | 32.46%  |      | 42.00  | 32.88 | 8.81%   |      |
| CVT | 17.90 | 上漲   | 上漲   | 17.55  | 16.59 | 1.99%   |      | 17.80  | 14.72 | 0.56%   |      |
| DCM | 8.58  | 上漲   | 上漲   | 5.86   | 7.94  | 46.42%  |      | 6.40   | 7.05  | 34.06%  |      |
| DGC | 32.60 | 上漲   | 上漲   | 22.50  | 30.12 | 44.89%  |      | 24.40  | 25.86 | 33.61%  |      |
| DGW | 26.90 | 上漲   | 上漲   | 20.40  | 25.72 | 31.86%  |      | 23.70  | 22.17 | 13.50%  |      |
| DHA | 31.90 | 上漲   | 上漲   | 31.55  | 29.76 | 1.11%   |      | 33.00  | 27.53 | -3.33%  |      |
| DHC | 36.10 | 下跌   | 上漲   |        | 37.76 |         |      | 38.00  | 32.54 | -5.00%  |      |
| DHG | 92.90 | 上漲   | 上漲   | 82.50  | 89.26 | 12.61%  |      | 96.00  | 80.87 | -3.23%  |      |
| DIG | 12.20 | 上漲   | 下跌   | 11.55  | 11.56 | 5.63%   |      |        | 12.63 |         |      |
| DPG | 23.70 | 下跌   | 下跌   | 26.50  | 23.98 | -9.50%  | 賣出   |        | 28.47 |         |      |
| DPM | 14.50 | 下跌   | 上漲   |        | 14.70 |         |      | 13.70  | 12.16 | 5.84%   |      |
| DPR | 38.00 | 上漲   | 下跌   | 36.15  | 36.13 | 5.12%   |      |        | 39.12 |         |      |
| DQC | 17.60 | 上漲   | 上漲   | 16.75  | 15.98 | 5.07%   |      | 16.00  | 15.06 | 10.00%  |      |
| DRC | 18.90 | 上漲   | 上漲   | 16.70  | 18.35 | 13.17%  |      | 18.85  | 16.24 | 0.27%   |      |
| DXG | 11.10 | 上漲   | 上漲   | 8.89   | 10.21 | 24.86%  |      | 11.10  | 10.75 | 0.00%   | 買進   |
| EIB | 16.90 | 上漲   | 下跌   | 15.75  | 15.75 | 7.30%   |      |        | 16.97 |         |      |

We Create Fortune

|     |       |    |    |       |       |        |    |       |       |        |    |
|-----|-------|----|----|-------|-------|--------|----|-------|-------|--------|----|
| FCN | 9.12  | 上漲 | 上漲 | 7.58  | 8.71  | 20.32% |    | 8.98  | 7.64  | 1.56%  |    |
| FMC | 26.40 | 上漲 | 上漲 | 18.70 | 24.79 | 41.18% |    | 19.95 | 21.90 | 32.33% |    |
| FPT | 48.45 | 上漲 | 上漲 | 38.08 | 46.81 | 27.22% |    | 43.72 | 41.13 | 10.82% |    |
| GAS | 73.90 | 上漲 | 上漲 | 63.00 | 70.41 | 17.30% |    | 70.90 | 59.47 | 4.23%  |    |
| GEX | 17.10 | 上漲 | 上漲 | 16.40 | 16.05 | 4.27%  |    | 16.65 | 13.04 | 2.70%  |    |
| GIL | 18.60 | 上漲 | 下跌 | 17.20 | 18.33 | 8.14%  |    |       | 19.02 |        |    |
| GMD | 19.30 | 上漲 | 上漲 | 16.50 | 18.39 | 16.97% |    | 18.35 | 15.85 | 5.18%  |    |
| GTN | 16.90 | 上漲 | 上漲 | 15.00 | 16.13 | 12.67% |    | 17.20 | 13.78 | -1.74% |    |
| GVR | 12.50 | 上漲 | 上漲 | 10.10 | 11.80 | 23.76% |    | 11.15 | 9.47  | 12.11% |    |
| HAG | 4.15  | 上漲 | 上漲 | 2.81  | 3.93  | 47.69% |    | 3.38  | 3.12  | 22.78% |    |
| HAX | 11.75 | 上漲 | 上漲 | 11.30 | 11.18 | 3.98%  |    | 11.20 | 9.22  | 4.91%  |    |
| HBC | 8.82  | 上漲 | 上漲 | 7.31  | 8.15  | 20.66% |    | 8.51  | 6.36  | 3.64%  |    |
| HCM | 18.50 | 上漲 | 上漲 | 13.55 | 17.33 | 36.53% |    | 15.45 | 14.45 | 19.74% |    |
| HDB | 23.90 | 上漲 | 上漲 | 20.50 | 22.30 | 16.59% |    | 22.85 | 18.65 | 4.60%  |    |
| HDC | 17.65 | 下跌 | 下跌 | 17.65 | 17.68 | 0.19%  | 賣出 |       | 18.98 |        |    |
| HDG | 26.00 | 上漲 | 上漲 | 25.50 | 25.18 | 1.96%  |    | 25.65 | 20.65 | 1.36%  |    |
| HNG | 14.50 | 上漲 | 上漲 | 12.80 | 13.56 | 13.28% |    | 14.40 | 12.20 | 0.69%  |    |
| HPG | 27.25 | 上漲 | 上漲 | 18.85 | 24.58 | 44.56% |    | 20.70 | 20.17 | 31.64% |    |
| HSG | 9.70  | 上漲 | 上漲 | 5.56  | 8.95  | 74.46% |    | 6.78  | 6.84  | 43.07% |    |
| HT1 | 13.60 | 上漲 | 上漲 | 11.95 | 13.08 | 13.81% |    | 12.90 | 11.60 | 5.43%  |    |
| HUT | 1.90  | 上漲 | 上漲 | 1.60  | 1.80  | 18.75% |    | 2.00  | 1.37  | -5.00% |    |
| HVN | 26.90 | 上漲 | 上漲 | 20.65 | 26.03 | 30.27% |    | 25.85 | 22.78 | 4.06%  |    |
| KBC | 12.85 | 上漲 | 下跌 | 11.75 | 12.30 | 9.36%  |    |       | 12.90 |        |    |
| KDH | 21.30 | 下跌 | 上漲 | 20.00 | 21.71 | 8.57%  | 賣出 | 21.35 | 19.60 | -0.23% |    |
| KSB | 21.80 | 上漲 | 上漲 | 14.00 | 18.78 | 55.71% |    | 18.35 | 15.74 | 18.80% |    |
| LCG | 6.30  | 上漲 | 上漲 | 4.51  | 5.80  | 39.69% |    | 5.45  | 4.61  | 15.60% |    |
| LDG | 5.25  | 上漲 | 下跌 | 5.44  | 5.00  | -3.49% |    |       | 5.81  |        |    |
| LHG | 17.30 | 上漲 | 上漲 | 12.60 | 16.50 | 37.30% |    | 14.95 | 14.78 | 15.72% |    |
| LPB | 7.60  | 上漲 | 上漲 | 7.10  | 6.92  | 7.04%  |    | 7.60  | 7.48  | 0.00%  | 買進 |
| MBB | 17.25 | 上漲 | 上漲 | 15.75 | 16.52 | 9.52%  |    | 17.00 | 14.28 | 1.47%  |    |
| MPC | 26.40 | 上漲 | 上漲 | 20.80 | 24.61 | 26.92% |    | 24.10 | 21.14 | 9.54%  |    |
| MSN | 62.00 | 上漲 | 上漲 | 61.00 | 59.31 | 1.64%  |    | 60.20 | 52.89 | 2.99%  |    |
| MSR | 14.70 | 上漲 | 下跌 | 15.00 | 14.59 | -2.00% |    |       | 16.05 |        |    |
| MWG | 85.00 | 上漲 | 上漲 | 69.90 | 82.06 | 21.60% |    | 82.00 | 67.73 | 3.66%  |    |
| NDN | 16.90 | 上漲 | 上漲 | 15.80 | 15.97 | 6.96%  |    | 16.20 | 13.90 | 4.32%  |    |
| NKG | 7.44  | 上漲 | 上漲 | 5.27  | 6.71  | 41.18% |    | 6.47  | 5.45  | 14.99% |    |
| NLG | 23.00 | 上漲 | 上漲 | 20.80 | 22.85 | 10.58% |    | 24.20 | 20.24 | -4.96% |    |
| NT2 | 20.50 | 上漲 | 上漲 | 18.10 | 20.10 | 13.26% |    | 20.65 | 18.23 | -0.73% |    |
| NTL | 17.45 | 上漲 | 下跌 | 17.50 | 16.89 | -0.29% |    |       | 19.42 |        |    |

We Create Fortune

|     |        |    |    |        |        |        |    |        |        |        |    |
|-----|--------|----|----|--------|--------|--------|----|--------|--------|--------|----|
| NVL | 53.30  | 上漲 | 下跌 | 53.00  | 50.38  | 0.57%  |    |        | 55.62  |        |    |
| OIL | 8.00   | 上漲 | 上漲 | 7.40   | 7.48   | 8.11%  |    | 7.70   | 6.57   | 3.90%  |    |
| PAC | 21.25  | 下跌 | 上漲 | 18.85  | 21.66  | 14.91% | 賣出 | 20.40  | 19.37  | 4.17%  |    |
| PC1 | 16.80  | 上漲 | 上漲 | 11.80  | 15.97  | 42.37% |    | 13.95  | 13.92  | 20.43% |    |
| PDR | 24.85  | 上漲 | 上漲 | 26.80  | 23.79  | -7.28% |    | 26.80  | 21.91  | -7.28% |    |
| PHR | 45.50  | 上漲 | 上漲 | 38.85  | 42.91  | 17.12% |    | 44.30  | 36.86  | 2.71%  |    |
| PLX | 46.40  | 上漲 | 上漲 | 39.97  | 44.07  | 16.09% |    | 43.80  | 37.38  | 5.94%  |    |
| PNJ | 63.20  | 上漲 | 上漲 | 55.50  | 59.97  | 13.87% |    | 59.70  | 50.95  | 5.86%  |    |
| POW | 10.10  | 下跌 | 上漲 |        | 10.49  |        |    | 9.55   | 8.49   | 5.76%  |    |
| PVT | 10.50  | 上漲 | 上漲 | 10.65  | 10.14  | -1.41% |    | 10.30  | 8.55   | 1.94%  |    |
| PPC | 24.05  | 下跌 | 上漲 |        | 25.47  |        |    | 25.45  | 21.77  | -5.50% |    |
| PTB | 46.30  | 上漲 | 上漲 | 39.35  | 44.81  | 17.66% |    | 47.00  | 37.72  | -1.49% |    |
| PVB | 13.80  | 下跌 | 上漲 |        | 14.91  |        |    | 11.50  | 11.38  | 20.00% |    |
| PVD | 10.75  | 上漲 | 上漲 | 10.35  | 10.24  | 3.86%  |    | 9.80   | 7.91   | 9.69%  |    |
| PVI | 30.50  | 上漲 | 上漲 | 33.40  | 30.06  | -8.68% |    | 30.70  | 28.05  | -0.65% |    |
| PVS | 12.40  | 上漲 | 上漲 | 11.30  | 12.13  | 9.73%  |    | 12.80  | 9.72   | -3.13% |    |
| PXS | 4.30   | 上漲 | 上漲 | 3.98   | 4.17   | 8.04%  |    | 3.70   | 3.06   | 16.22% |    |
| QNS | 24.40  | 上漲 | 上漲 | 22.60  | 23.21  | 7.96%  |    | 24.40  | 23.73  | 0.00%  | 買進 |
| REE | 31.20  | 上漲 | 下跌 | 30.20  | 30.33  | 3.31%  |    |        | 31.90  |        |    |
| SAB | 174.00 | 上漲 | 上漲 | 172.00 | 162.68 | 1.16%  |    | 165.40 | 138.89 | 5.20%  |    |
| SAM | 9.25   | 下跌 | 上漲 |        | 9.46   |        |    | 7.40   | 8.90   | 25.00% |    |
| SCR | 4.59   | 上漲 | 下跌 | 4.30   | 4.40   | 6.74%  |    |        | 4.82   |        |    |
| SHI | 8.88   | 上漲 | 下跌 | 8.70   | 8.16   | 2.07%  |    |        | 9.06   |        |    |
| SJS | 19.05  | 上漲 | 上漲 | 17.10  | 18.26  | 11.40% |    | 19.50  | 15.68  | -2.31% |    |
| SKG | 10.25  | 上漲 | 上漲 | 7.90   | 9.81   | 29.75% |    | 9.19   | 8.27   | 11.53% |    |
| SSI | 14.30  | 上漲 | 上漲 | 13.25  | 13.43  | 7.92%  |    | 13.30  | 11.69  | 7.52%  |    |
| STB | 10.20  | 上漲 | 上漲 | 8.93   | 9.66   | 14.22% |    | 9.73   | 8.02   | 4.83%  |    |
| TCB | 21.05  | 上漲 | 上漲 | 16.95  | 20.02  | 24.19% |    | 18.90  | 16.88  | 11.38% |    |
| TCM | 16.30  | 上漲 | 上漲 | 16.75  | 15.75  | -2.69% |    | 16.10  | 12.71  | 1.24%  |    |
| TDH | 8.60   | 上漲 | 上漲 | 8.67   | 8.27   | -0.81% |    | 8.88   | 7.10   | -3.15% |    |
| TLH | 3.23   | 上漲 | 上漲 | 2.88   | 3.11   | 12.15% |    | 3.28   | 2.58   | -1.52% |    |
| TNG | 13.50  | 下跌 | 上漲 |        | 13.86  |        |    | 11.70  | 9.88   | 15.38% |    |
| VCB | 81.00  | 上漲 | 上漲 | 65.00  | 76.13  | 24.62% |    | 76.00  | 62.53  | 6.58%  |    |
| VCG | 24.90  | 下跌 | 下跌 |        | 25.58  |        |    |        | 26.09  |        |    |
| VCS | 65.70  | 上漲 | 下跌 | 66.50  | 62.60  | -1.20% |    |        | 68.26  |        |    |
| VGC | 17.65  | 上漲 | 上漲 | 14.90  | 16.56  | 18.46% |    | 16.65  | 14.90  | 6.01%  |    |
| VGT | 8.10   | 上漲 | 上漲 | 8.80   | 7.87   | -7.95% |    | 8.40   | 6.62   | -3.57% |    |
| VHC | 33.80  | 上漲 | 上漲 | 25.10  | 31.50  | 34.66% |    | 28.70  | 25.79  | 17.77% |    |
| VHM | 76.50  | 上漲 | 上漲 | 66.00  | 72.57  | 15.91% |    | 67.10  | 59.93  | 14.01% |    |

We Create Fortune

|     |        |    |    |        |        |        |  |        |        |        |    |
|-----|--------|----|----|--------|--------|--------|--|--------|--------|--------|----|
| VIB | 15.60  | 上漲 | 上漲 | 14.70  | 14.54  | 6.12%  |  | 15.60  | 15.52  | 0.00%  | 買進 |
| VIC | 96.40  | 上漲 | 上漲 | 86.80  | 92.61  | 11.06% |  | 95.00  | 81.54  | 1.47%  |    |
| VIP | 4.95   | 上漲 | 上漲 | 4.33   | 4.68   | 14.32% |  | 4.77   | 4.25   | 3.77%  |    |
| VJC | 114.00 | 上漲 | 上漲 | 109.10 | 112.20 | 4.49%  |  | 117.40 | 101.35 | -2.90% |    |
| VND | 12.40  | 上漲 | 下跌 | 11.80  | 11.38  | 5.08%  |  |        | 12.80  |        |    |
| VNG | 13.90  | 上漲 | 下跌 | 13.40  | 13.12  | 3.73%  |  |        | 14.72  |        |    |
| VNM | 114.40 | 上漲 | 上漲 | 105.00 | 108.25 | 8.95%  |  | 102.80 | 96.17  | 11.28% |    |
| VPB | 24.15  | 上漲 | 上漲 | 22.80  | 23.51  | 5.92%  |  | 22.80  | 18.82  | 5.92%  |    |
| VPI | 42.35  | 上漲 | 上漲 | 42.00  | 41.45  | 0.83%  |  | 41.30  | 40.58  | 2.54%  |    |
| VRC | 6.39   | 上漲 | 下跌 | 6.95   | 6.25   | -8.06% |  |        | 7.77   |        |    |
| VRE | 25.80  | 上漲 | 上漲 | 26.55  | 24.52  | -2.82% |  | 23.80  | 19.95  | 8.40%  |    |
| VSC | 27.45  | 上漲 | 上漲 | 24.50  | 26.24  | 12.04% |  | 23.90  | 23.71  | 14.85% |    |

### LARGECAPS 大型股票趨勢追蹤表

| 股票  | 價格    | 短期趨勢 | 中期趨勢 | 短期買進價格 | 短期停損  | 暫計短期利潤% | 短期訊號 | 中期買進價格 | 中期停損  | 暫計中期利潤% | 中期訊號 |
|-----|-------|------|------|--------|-------|---------|------|--------|-------|---------|------|
| ACB | 22.40 | 上漲   | 上漲   | 20.60  | 20.95 | 8.74%   |      | 22.40  | 22.19 | 0.00%   | 買進   |
| BID | 39.30 | 上漲   | 下跌   | 36.70  | 37.24 | 7.08%   |      |        | 40.35 |         |      |
| BSR | 6.40  | 上漲   | 下跌   | 6.10   | 5.95  | 4.92%   |      |        | 6.90  |         |      |
| BVH | 49.15 | 上漲   | 上漲   | 39.50  | 46.49 | 24.43%  |      | 48.45  | 39.84 | 1.44%   |      |
| CTG | 22.80 | 上漲   | 上漲   | 20.10  | 21.23 | 13.43%  |      | 22.80  | 21.98 | 0.00%   | 買進   |
| FPT | 48.45 | 上漲   | 上漲   | 38.08  | 46.81 | 27.22%  |      | 43.72  | 41.13 | 10.82%  |      |
| GAS | 73.90 | 上漲   | 上漲   | 63.00  | 70.41 | 17.30%  |      | 70.90  | 59.47 | 4.23%   |      |
| GEX | 17.10 | 上漲   | 上漲   | 16.40  | 16.05 | 4.27%   |      | 16.65  | 13.04 | 2.70%   |      |
| GVR | 12.50 | 上漲   | 上漲   | 10.10  | 11.80 | 23.76%  |      | 11.15  | 9.47  | 12.11%  |      |
| HDB | 23.90 | 上漲   | 上漲   | 20.50  | 22.30 | 16.59%  |      | 22.85  | 18.65 | 4.60%   |      |
| HNG | 14.50 | 上漲   | 上漲   | 12.80  | 13.56 | 13.28%  |      | 14.40  | 12.20 | 0.69%   |      |
| HPG | 27.25 | 上漲   | 上漲   | 18.85  | 24.58 | 44.56%  |      | 20.70  | 20.17 | 31.64%  |      |
| HVN | 26.90 | 上漲   | 上漲   | 20.65  | 26.03 | 30.27%  |      | 25.85  | 22.78 | 4.06%   |      |
| KDH | 21.30 | 下跌   | 上漲   | 20.00  | 21.71 | 8.57%   | 賣出   | 21.35  | 19.60 | -0.23%  |      |
| MBB | 17.25 | 上漲   | 上漲   | 15.75  | 16.52 | 9.52%   |      | 17.00  | 14.28 | 1.47%   |      |
| MSN | 62.00 | 上漲   | 上漲   | 61.00  | 59.31 | 1.64%   |      | 60.20  | 52.89 | 2.99%   |      |
| MWG | 85.00 | 上漲   | 上漲   | 69.90  | 82.06 | 21.60%  |      | 82.00  | 67.73 | 3.66%   |      |
| NVL | 53.30 | 上漲   | 下跌   | 53.00  | 50.38 | 0.57%   |      |        | 55.62 |         |      |
| OIL | 8.00  | 上漲   | 上漲   | 7.40   | 7.48  | 8.11%   |      | 7.70   | 6.57  | 3.90%   |      |
| PLX | 46.40 | 上漲   | 上漲   | 39.97  | 44.07 | 16.09%  |      | 43.80  | 37.38 | 5.94%   |      |
| PNJ | 63.20 | 上漲   | 上漲   | 55.50  | 59.97 | 13.87%  |      | 59.70  | 50.95 | 5.86%   |      |

We Create Fortune

|     |        |    |    |        |        |        |  |        |        |        |    |
|-----|--------|----|----|--------|--------|--------|--|--------|--------|--------|----|
| POW | 10.10  | 下跌 | 上漲 |        | 10.49  |        |  | 9.55   | 8.49   | 5.76%  |    |
| QNS | 24.40  | 上漲 | 上漲 | 22.60  | 23.21  | 7.96%  |  | 24.40  | 23.73  | 0.00%  | 買進 |
| REE | 31.20  | 上漲 | 下跌 | 30.20  | 30.33  | 3.31%  |  |        | 31.90  |        |    |
| ROS | 3.49   | 下跌 | 下跌 |        | 3.73   |        |  |        | 5.80   |        |    |
| SBT | 14.90  | 上漲 | 下跌 | 14.00  | 14.08  | 6.43%  |  |        | 15.86  |        |    |
| SSI | 14.30  | 上漲 | 上漲 | 13.25  | 13.43  | 7.92%  |  | 13.30  | 11.69  | 7.52%  |    |
| STB | 10.20  | 上漲 | 上漲 | 8.93   | 9.66   | 14.22% |  | 9.73   | 8.02   | 4.83%  |    |
| TCB | 21.05  | 上漲 | 上漲 | 16.95  | 20.02  | 24.19% |  | 18.90  | 16.88  | 11.38% |    |
| TPB | 21.00  | 上漲 | 下跌 | 18.75  | 20.45  | 12.00% |  |        | 23.94  |        |    |
| VCB | 81.00  | 上漲 | 上漲 | 65.00  | 76.13  | 24.62% |  | 76.00  | 62.53  | 6.58%  |    |
| VCG | 24.90  | 下跌 | 下跌 |        | 25.58  |        |  |        | 26.09  |        |    |
| VCS | 65.70  | 上漲 | 下跌 | 66.50  | 62.60  | -1.20% |  |        | 68.26  |        |    |
| VEA | 41.00  | 上漲 | 下跌 | 31.50  | 39.26  | 30.16% |  |        | 59.45  |        |    |
| VGI | 29.80  | 上漲 | 上漲 | 22.60  | 27.52  | 31.86% |  | 26.40  | 21.74  | 12.88% |    |
| VHM | 76.50  | 上漲 | 上漲 | 66.00  | 72.57  | 15.91% |  | 67.10  | 59.93  | 14.01% |    |
| VIB | 15.60  | 上漲 | 上漲 | 14.70  | 14.54  | 6.12%  |  | 15.60  | 15.52  | 0.00%  | 買進 |
| VIC | 96.40  | 上漲 | 上漲 | 86.80  | 92.61  | 11.06% |  | 95.00  | 81.54  | 1.47%  |    |
| VJC | 114.00 | 上漲 | 上漲 | 109.10 | 112.20 | 4.49%  |  | 117.40 | 101.35 | -2.90% |    |
| VNM | 114.40 | 上漲 | 上漲 | 105.00 | 108.25 | 8.95%  |  | 102.80 | 96.17  | 11.28% |    |
| VPB | 24.15  | 上漲 | 上漲 | 22.80  | 23.51  | 5.92%  |  | 22.80  | 18.82  | 5.92%  |    |
| VRE | 25.80  | 上漲 | 上漲 | 26.55  | 24.52  | -2.82% |  | 23.80  | 19.95  | 8.40%  |    |

### MIDCAPS 中型股票趨勢追蹤表

| 股票  | 價格    | 短期趨勢 | 中期趨勢 | 短期買進價格 | 短期停損  | 暫計短期利潤% | 短期訊號 | 中期買進價格 | 中期停損  | 暫計中期利潤% | 中期訊號 |
|-----|-------|------|------|--------|-------|---------|------|--------|-------|---------|------|
| AAA | 12.35 | 下跌   | 上漲   |        | 12.92 |         |      | 12.80  | 10.42 | -3.52%  |      |
| ANV | 18.10 | 上漲   | 上漲   | 14.85  | 17.10 | 21.89%  |      | 16.80  | 14.46 | 7.74%   |      |
| ASM | 5.35  | 上漲   | 上漲   | 4.15   | 5.08  | 28.92%  |      | 4.76   | 4.27  | 12.39%  |      |
| BMI | 21.10 | 上漲   | 上漲   | 16.95  | 20.10 | 24.48%  |      | 21.00  | 17.36 | 0.48%   |      |
| BMP | 46.75 | 上漲   | 上漲   | 37.95  | 44.77 | 23.19%  |      | 45.00  | 39.85 | 3.89%   |      |
| BWE | 21.75 | 上漲   | 上漲   | 18.00  | 20.57 | 20.83%  |      | 20.45  | 18.37 | 6.36%   |      |
| CEO | 7.70  | 上漲   | 上漲   | 6.80   | 7.04  | 13.24%  |      | 7.50   | 5.95  | 2.67%   |      |
| CII | 19.70 | 上漲   | 下跌   | 21.00  | 19.41 | -6.19%  |      |        | 21.58 |         |      |
| CRE | 15.30 | 下跌   | 下跌   |        | 16.10 |         |      |        | 17.38 |         |      |
| CTI | 19.00 | 上漲   | 下跌   | 20.30  | 18.54 | -6.40%  |      |        | 22.26 |         |      |
| CTR | 45.70 | 上漲   | 上漲   | 34.50  | 42.98 | 32.46%  |      | 42.00  | 32.88 | 8.81%   |      |

We Create Fortune

|         |       |    |      |       |       |        |    |       |       |        |    |
|---------|-------|----|------|-------|-------|--------|----|-------|-------|--------|----|
| D2D     | 58.60 | 上漲 | 上漲   | 57.00 | 54.33 | 2.81%  |    | 58.60 | 57.71 | 0.00%  | 買進 |
| DBD     | 51.00 | 上漲 | 上漲   | 48.80 | 49.77 | 4.51%  |    | 51.40 | 45.95 | -0.78% |    |
| DCM     | 8.58  | 上漲 | 上漲   | 5.86  | 7.94  | 46.42% |    | 6.40  | 7.05  | 34.06% |    |
| DGW     | 26.90 | 上漲 | 上漲   | 20.40 | 25.72 | 31.86% |    | 23.70 | 22.17 | 13.50% |    |
| DHC     | 36.10 | 下跌 | 上漲   |       | 37.76 |        |    | 38.00 | 32.54 | -5.00% |    |
| DIG     | 12.20 | 上漲 | 下跌   | 11.55 | 11.56 | 5.63%  |    |       | 12.63 |        |    |
| DPG     | 23.70 | 下跌 | 下跌   | 26.50 | 23.98 | -9.50% | 賣出 |       | 28.47 |        |    |
| DPM     | 14.50 | 下跌 | 上漲   |       | 14.70 |        |    | 13.70 | 12.16 | 5.84%  |    |
| DRC     | 18.90 | 上漲 | 上漲   | 16.70 | 18.35 | 13.17% |    | 18.85 | 16.24 | 0.27%  |    |
| DXG     | 11.10 | 上漲 | 上漲   | 8.89  | 10.21 | 24.86% |    | 11.10 | 10.75 | 0.00%  | 買進 |
| E1VFN30 | 13.42 | 上漲 | 上漲   | 11.22 | 12.94 | 19.61% |    | 12.25 | 11.31 | 9.55%  |    |
| FCN     | 9.12  | 上漲 | 上漲   | 7.58  | 8.71  | 20.32% |    | 8.98  | 7.64  | 1.56%  |    |
| FLC     | 2.89  | 上漲 | 下跌   | 3.02  | 2.76  | -4.30% |    |       | 3.57  |        |    |
| GEG     | 21.05 | 上漲 | 下跌   | 20.80 | 20.40 | 1.20%  |    |       | 22.70 |        |    |
| GMD     | 19.30 | 上漲 | 上漲   | 16.50 | 18.39 | 16.97% |    | 18.35 | 15.85 | 5.18%  |    |
| GTN     | 16.90 | 上漲 | 上漲   | 15.00 | 16.13 | 12.67% |    | 17.20 | 13.78 | -1.74% |    |
| HAG     | 4.15  | 上漲 | 上漲   | 2.81  | 3.93  | 47.69% |    | 3.38  | 3.12  | 22.78% |    |
| HBC     | 8.82  | 上漲 | 上漲   | 7.31  | 8.15  | 20.66% |    | 8.51  | 6.36  | 3.64%  |    |
| HCM     | 18.50 | 上漲 | 上漲   | 13.55 | 17.33 | 36.53% |    | 15.45 | 14.45 | 19.74% |    |
| HDC     | 17.65 | 下跌 | 下跌   | 17.65 | 17.68 | 0.19%  | 賣出 |       | 18.98 |        |    |
| HDG     | 26.00 | 上漲 | 上漲   | 25.50 | 25.18 | 1.96%  |    | 25.65 | 20.65 | 1.36%  |    |
| HPX     | 26.80 | 上漲 | #N/A | 28.00 | 26.14 | -4.29% |    | 35.30 | #N/A  | #N/A   |    |
| HSG     | 9.70  | 上漲 | 上漲   | 5.56  | 8.95  | 74.46% |    | 6.78  | 6.84  | 43.07% |    |
| HT1     | 13.60 | 上漲 | 上漲   | 11.95 | 13.08 | 13.81% |    | 12.90 | 11.60 | 5.43%  |    |
| HTM     | 11.70 | 上漲 | 下跌   | 12.80 | 10.95 | -8.59% |    |       | 15.81 |        |    |
| IBC     | 22.00 | 上漲 | 上漲   | 21.00 | 21.05 | 4.76%  |    | 22.00 | 21.69 | 0.00%  | 買進 |
| IDI     | 4.19  | 上漲 | 上漲   | 3.31  | 4.02  | 26.59% |    | 3.88  | 3.31  | 7.99%  |    |
| IJC     | 12.00 | 上漲 | 上漲   | 9.12  | 11.70 | 31.58% |    | 11.30 | 9.83  | 6.19%  |    |
| ITA     | 2.62  | 上漲 | 上漲   | 2.06  | 2.51  | 27.18% |    | 2.42  | 2.20  | 8.26%  |    |
| KBC     | 12.85 | 上漲 | 下跌   | 11.75 | 12.30 | 9.36%  |    |       | 12.90 |        |    |
| KDC     | 29.00 | 上漲 | 上漲   | 16.90 | 25.98 | 71.60% |    | 20.30 | 18.13 | 42.86% |    |
| KOS     | 28.50 | 上漲 | 上漲   | 28.80 | 27.40 | -1.04% |    | 26.30 | 26.55 | 8.37%  |    |
| KSB     | 21.80 | 上漲 | 上漲   | 14.00 | 18.78 | 55.71% |    | 18.35 | 15.74 | 18.80% |    |
| LDG     | 5.25  | 上漲 | 下跌   | 5.44  | 5.00  | -3.49% |    |       | 5.81  |        |    |
| LPB     | 7.60  | 上漲 | 上漲   | 7.10  | 6.92  | 7.04%  |    | 7.60  | 7.48  | 0.00%  | 買進 |
| MBG     | 7.30  | 下跌 | 下跌   | 7.40  | 7.74  | 4.61%  | 賣出 |       | 14.73 |        |    |
| MBS     | 9.60  | 上漲 | 下跌   | 9.90  | 9.13  | -3.03% |    |       | 10.74 |        |    |
| MPC     | 26.40 | 上漲 | 上漲   | 20.80 | 24.61 | 26.92% |    | 24.10 | 21.14 | 9.54%  |    |

We Create Fortune

|     |       |    |    |       |       |        |  |       |       |         |    |
|-----|-------|----|----|-------|-------|--------|--|-------|-------|---------|----|
| NBB | 19.20 | 上漲 | 上漲 | 20.05 | 18.63 | -4.24% |  | 18.80 | 16.69 | 2.13%   |    |
| NKG | 7.44  | 上漲 | 上漲 | 5.27  | 6.71  | 41.18% |  | 6.47  | 5.45  | 14.99%  |    |
| NLG | 23.00 | 上漲 | 上漲 | 20.80 | 22.85 | 10.58% |  | 24.20 | 20.24 | -4.96%  |    |
| NT2 | 20.50 | 上漲 | 上漲 | 18.10 | 20.10 | 13.26% |  | 20.65 | 18.23 | -0.73%  |    |
| NTL | 17.45 | 上漲 | 下跌 | 17.00 | 16.89 | 2.65%  |  |       | 19.42 |         |    |
| NVB | 8.00  | 下跌 | 下跌 |       | 8.28  |        |  |       | 8.87  |         |    |
| OGC | 3.19  | 上漲 | 上漲 | 2.67  | 3.11  | 19.48% |  | 2.98  | 2.71  | 7.05%   |    |
| PC1 | 16.80 | 上漲 | 上漲 | 11.80 | 15.97 | 42.37% |  | 13.95 | 13.92 | 20.43%  |    |
| PDR | 24.85 | 上漲 | 上漲 | 26.80 | 23.79 | -7.28% |  | 26.80 | 21.91 | -7.28%  |    |
| PHR | 45.50 | 上漲 | 上漲 | 38.85 | 42.91 | 17.12% |  | 44.30 | 36.86 | 2.71%   |    |
| PPC | 24.05 | 下跌 | 上漲 |       | 25.47 |        |  | 25.45 | 21.77 | -5.50%  |    |
| PTB | 46.30 | 上漲 | 上漲 | 39.35 | 44.81 | 17.66% |  | 47.00 | 37.72 | -1.49%  |    |
| PVD | 10.75 | 上漲 | 上漲 | 10.35 | 10.24 | 3.86%  |  | 9.80  | 7.91  | 9.69%   |    |
| PVI | 30.50 | 上漲 | 上漲 | 33.40 | 30.06 | -8.68% |  | 30.70 | 28.05 | -0.65%  |    |
| PVS | 12.40 | 上漲 | 上漲 | 11.30 | 12.13 | 9.73%  |  | 12.80 | 9.72  | -3.13%  |    |
| PVT | 10.50 | 上漲 | 上漲 | 10.65 | 10.14 | -1.41% |  | 10.30 | 8.55  | 1.94%   |    |
| QCG | 7.78  | 上漲 | 上漲 | 6.46  | 7.23  | 20.43% |  | 7.65  | 5.90  | 1.70%   |    |
| SCR | 4.59  | 上漲 | 下跌 | 4.30  | 4.40  | 6.74%  |  |       | 4.82  |         |    |
| SGP | 6.40  | 上漲 | 下跌 | 5.90  | 6.40  | 8.47%  |  |       | 6.54  |         |    |
| SHB | 13.20 | 下跌 | 下跌 |       | 14.10 |        |  | 7.10  | 14.43 | 103.23% | 賣出 |
| SHS | 8.80  | 上漲 | 上漲 | 9.20  | 8.25  | -4.35% |  | 8.20  | 7.12  | 7.32%   |    |
| SZC | 18.85 | 上漲 | 上漲 | 14.30 | 17.68 | 31.82% |  | 16.60 | 15.12 | 13.55%  |    |
| TCH | 22.75 | 上漲 | 下跌 | 20.55 | 21.03 | 10.71% |  |       | 23.67 |         |    |
| TCM | 16.30 | 上漲 | 上漲 | 16.75 | 15.75 | -2.69% |  | 16.10 | 12.71 | 1.24%   |    |
| TDH | 8.60  | 上漲 | 上漲 | 8.67  | 8.27  | -0.81% |  | 8.88  | 7.10  | -3.15%  |    |
| TNG | 13.50 | 下跌 | 上漲 |       | 13.86 |        |  | 11.70 | 9.88  | 15.38%  |    |
| TTB | 3.90  | 上漲 | 上漲 | 2.69  | 3.25  | 44.98% |  | 3.90  | 3.86  | 0.00%   | 買進 |
| VGC | 17.65 | 上漲 | 上漲 | 14.90 | 16.56 | 18.46% |  | 16.65 | 14.90 | 6.01%   |    |
| VGT | 8.10  | 上漲 | 上漲 | 8.80  | 7.87  | -7.95% |  | 8.40  | 6.62  | -3.57%  |    |
| VHC | 33.80 | 上漲 | 上漲 | 25.10 | 31.50 | 34.66% |  | 28.70 | 25.79 | 17.77%  |    |
| VND | 12.40 | 上漲 | 下跌 | 11.80 | 11.38 | 5.08%  |  |       | 12.80 |         |    |
| VNG | 13.90 | 上漲 | 下跌 | 13.40 | 13.12 | 3.73%  |  |       | 14.72 |         |    |
| VPI | 42.35 | 上漲 | 上漲 | 42.00 | 41.45 | 0.83%  |  | 41.30 | 40.58 | 2.54%   |    |

We Create Fortune

SMALLCAPS 小型股票趨勢追蹤表

| 股票        | 價格    | 短期趨勢 | 中期趨勢 | 短期買進價格 | 短期停損  | 暫計短期利潤% | 短期訊號 | 中期買進價格 | 中期停損  | 暫計中期利潤% | 中期訊號 |
|-----------|-------|------|------|--------|-------|---------|------|--------|-------|---------|------|
| AAV       | 5.00  | 上漲   | 下跌   | 5.20   | 4.56  | -3.85%  |      |        | 5.92  |         |      |
| AGR       | 3.31  | 上漲   | 上漲   | 2.78   | 3.14  | 19.06%  |      | 3.01   | 2.70  | 9.97%   |      |
| AMD       | 3.13  | 上漲   | 下跌   | 3.28   | 2.94  | -4.57%  |      |        | 4.02  |         |      |
| APG       | 8.86  | 下跌   | 下跌   |        | 9.31  |         |      |        | 9.84  |         |      |
| ART       | 2.70  | 上漲   | 上漲   | 2.50   | 2.61  | 8.00%   |      | 3.20   | 2.03  | -15.63% |      |
| BCG       | 5.68  | 上漲   | 上漲   | 5.60   | 5.30  | 1.43%   |      | 5.82   | 4.44  | -2.41%  |      |
| C4G       | 7.50  | 上漲   | 上漲   | 4.50   | 6.62  | 66.67%  |      | 5.50   | 5.39  | 36.36%  |      |
| C69       | 5.60  | 下跌   | 下跌   | 7.00   | 5.96  | -14.84% | 賣出   |        | 7.87  |         |      |
| CCL       | 7.02  | 上漲   | 上漲   | 4.68   | 6.86  | 50.00%  |      | 6.01   | 5.80  | 16.81%  |      |
| CVT       | 17.90 | 上漲   | 上漲   | 17.55  | 16.59 | 1.99%   |      | 17.80  | 14.72 | 0.56%   |      |
| DAH       | 12.20 | 上漲   | 上漲   | 9.26   | 11.17 | 31.75%  |      | 10.70  | 7.75  | 14.02%  |      |
| DLG       | 1.47  | 下跌   | 下跌   |        | 1.58  |         |      |        | 1.89  |         |      |
| DRH       | 6.72  | 上漲   | 上漲   | 5.48   | 5.85  | 22.63%  |      | 5.08   | 4.27  | 32.28%  |      |
| DTD       | 12.10 | 上漲   | 下跌   | 12.30  | 11.37 | -1.63%  |      |        | 12.32 |         |      |
| EVG       | 2.48  | 下跌   | 下跌   |        | 2.64  |         |      |        | 2.73  |         |      |
| FIT       | 5.85  | 下跌   | 下跌   |        | 6.47  |         |      |        | 7.35  |         |      |
| FTM       | 1.48  | 上漲   | 下跌   | 1.60   | 1.44  | -7.50%  |      |        | 2.09  |         |      |
| FUES SV50 | 11.60 | 上漲   | 上漲   | 10.70  | 11.30 | 8.41%   |      | 10.40  | 10.20 | 11.54%  |      |
| GKM       | 17.70 | 上漲   | 上漲   | 15.70  | 16.98 | 12.74%  |      | 14.90  | 16.26 | 18.79%  |      |
| HAH       | 10.90 | 上漲   | 上漲   | 9.44   | 10.50 | 15.47%  |      | 10.40  | 9.49  | 4.81%   |      |
| HAI       | 3.01  | 下跌   | 下跌   |        | 3.12  |         |      |        | 3.91  |         |      |
| HAR       | 2.92  | 上漲   | 下跌   | 2.88   | 2.68  | 1.39%   |      |        | 3.15  |         |      |
| HDA       | 8.00  | 下跌   | 上漲   |        | 8.74  |         |      | 8.50   | 7.09  | -5.88%  |      |
| HHP       | 11.70 | 下跌   | 下跌   |        | 12.83 |         |      | 13.20  | 11.95 | -9.48%  | 賣出   |
| HHS       | 4.12  | 上漲   | 上漲   | 3.68   | 3.98  | 11.96%  |      | 4.17   | 3.32  | -1.20%  |      |
| HID       | 2.47  | 上漲   | 下跌   | 2.34   | 2.32  | 5.56%   |      |        | 2.53  |         |      |
| HII       | 13.90 | 上漲   | 上漲   | 13.90  | 13.00 | 0.00%   | 買進   | 11.00  | 11.88 | 26.36%  |      |
| HQC       | 1.08  | 下跌   | 下跌   |        | 1.13  |         |      |        | 1.31  |         |      |
| HSL       | 5.54  | 下跌   | 上漲   |        | 6.04  |         |      | 5.35   | 4.43  | 3.55%   |      |
| HUT       | 1.90  | 上漲   | 上漲   | 1.60   | 1.80  | 18.75%  |      | 2.00   | 1.37  | -5.00%  |      |
| HVG       | 5.40  | 下跌   | 下跌   |        | 5.74  |         |      |        | 6.74  |         |      |
| HVH       | 7.91  | 上漲   | 下跌   | 8.20   | 7.40  | -3.54%  |      |        | 9.52  |         |      |
| IDJ       | 13.90 | 下跌   | 下跌   |        | 15.02 |         |      |        | 19.37 |         |      |
| JVC       | 2.66  | 上漲   | 下跌   | 2.88   | 2.61  | -7.64%  |      |        | 3.00  |         |      |

We Create Fortune

|     |       |    |    |       |       |        |  |       |       |         |    |
|-----|-------|----|----|-------|-------|--------|--|-------|-------|---------|----|
| KLF | 1.80  | 下跌 | 上漲 |       | 2.17  |        |  | 2.40  | 1.44  | -25.00% |    |
| LCG | 6.30  | 上漲 | 上漲 | 4.51  | 5.80  | 39.69% |  | 5.45  | 4.61  | 15.60%  |    |
| LGL | 4.84  | 下跌 | 下跌 |       | 5.06  |        |  |       | 5.40  |         |    |
| LHG | 17.30 | 上漲 | 上漲 | 12.60 | 16.50 | 37.30% |  | 14.95 | 14.78 | 15.72%  |    |
| LMH | 0.93  | 下跌 | 下跌 |       | 1.14  |        |  |       | 2.10  |         |    |
| MST | 2.70  | 上漲 | 下跌 | 2.90  | 2.52  | -6.90% |  |       | 3.86  |         |    |
| NDN | 16.90 | 上漲 | 上漲 | 15.80 | 15.97 | 6.96%  |  | 16.20 | 13.90 | 4.32%   |    |
| PHC | 9.60  | 上漲 | 下跌 | 10.50 | 9.42  | -8.57% |  |       | 10.81 |         |    |
| PLP | 8.43  | 上漲 | 下跌 | 6.94  | 7.93  | 21.47% |  |       | 8.53  |         |    |
| PVB | 13.80 | 下跌 | 上漲 |       | 14.91 |        |  | 11.50 | 11.38 | 20.00%  |    |
| PVC | 5.30  | 上漲 | 上漲 | 4.90  | 5.02  | 8.16%  |  | 5.30  | 4.24  | 0.00%   |    |
| PVX | 0.70  | 下跌 | 下跌 |       | 1.00  |        |  |       | 1.06  |         |    |
| PXL | 8.80  | 上漲 | 上漲 | 8.10  | 8.37  | 8.64%  |  | 6.70  | 7.30  | 31.34%  |    |
| SHI | 8.88  | 上漲 | 下跌 | 8.70  | 8.16  | 2.07%  |  |       | 9.06  |         |    |
| SJF | 1.83  | 上漲 | 上漲 | 1.44  | 1.81  | 27.08% |  | 1.73  | 1.53  | 5.78%   |    |
| SPP | 0.40  | 下跌 | 下跌 |       | 0.57  |        |  |       | 0.87  |         |    |
| TDC | 7.91  | 上漲 | 上漲 | 7.06  | 7.62  | 12.04% |  | 7.69  | 6.85  | 2.86%   |    |
| TIG | 6.60  | 上漲 | 下跌 | 5.30  | 5.93  | 24.53% |  |       | 6.68  |         |    |
| TLH | 3.23  | 上漲 | 上漲 | 2.88  | 3.11  | 12.15% |  | 3.28  | 2.58  | -1.52%  |    |
| TNA | 18.50 | 上漲 | 上漲 | 16.30 | 16.03 | 13.50% |  | 18.50 | 18.23 | 0.00%   | 買進 |
| TNI | 10.35 | 上漲 | 下跌 | 10.60 | 10.12 | -2.36% |  |       | 10.85 |         |    |
| TSC | 2.32  | 下跌 | 下跌 |       | 2.50  |        |  |       | 2.78  |         |    |
| TTF | 2.68  | 上漲 | 上漲 | 2.15  | 2.36  | 24.65% |  | 2.52  | 1.73  | 6.35%   |    |
| TTH | 2.00  | 下跌 | 下跌 |       | 2.25  |        |  |       | 2.11  |         |    |
| TVC | 33.00 | 上漲 | 上漲 | 27.20 | 28.56 | 21.32% |  | 33.00 | 29.11 | 0.00%   | 買進 |
| VC3 | 16.30 | 下跌 | 上漲 |       | 16.85 |        |  | 16.90 | 15.28 | -3.55%  |    |
| VCR | 10.20 | 上漲 | 上漲 | 8.90  | 9.50  | 14.61% |  | 12.90 | 7.61  | -20.93% |    |
| VNA | 2.80  | 上漲 | 下跌 | 2.30  | 2.41  | 21.74% |  |       | 2.84  |         |    |
| VNE | 4.66  | 上漲 | 上漲 | 3.65  | 4.32  | 27.67% |  | 4.52  | 3.79  | 3.10%   |    |
| VRC | 6.39  | 上漲 | 下跌 | 6.95  | 6.25  | -8.06% |  |       | 7.77  |         |    |



We Create Fortune

胡志明市交易所 (HSX)

|          | 收盤     | 漲跌%    |
|----------|--------|--------|
| VNI      | 852.74 | -1.16% |
| VN30     | 803.14 | -1.52% |
| VN Mid   | 839.56 | -0.57% |
| VN Small | 719.73 | -0.19% |

| 外資交易  | 成交值(十億盾) |
|-------|----------|
| 買進    | 729.86   |
| 賣出    | 704.26   |
| 買超/賣超 | 25.59    |

| 上漲排名/股碼 | 漲跌(VND) | 漲跌%   |
|---------|---------|-------|
| CKG     | 700     | 6.97% |
| KSB     | 1400    | 6.86% |
| TAC     | 1800    | 5.77% |
| HSG     | 430     | 4.64% |
| NKG     | 300     | 4.20% |

| 下跌排名/股碼 | 漲跌(VND) | 漲跌%    |
|---------|---------|--------|
| PAC     | -1550   | -6.80% |
| DPG     | -1699   | -6.69% |
| HDC     | -1000   | -5.36% |
| HDB     | -1150   | -4.59% |
| TCB     | -950    | -4.32% |

\*備註：市值>5,000 億盾；成交值>15 億盾

| 市值排名/股碼 | 十億盾     |
|---------|---------|
| VIC     | 331,478 |
| VCB     | 301,161 |
| VHM     | 256,582 |
| VNM     | 200,258 |
| BID     | 159,674 |

| 交易量排名/股碼 | 成交值        | 30 日均      |
|----------|------------|------------|
| HPG      | 18,037,530 | 9,858,801  |
| STB      | 14,900,140 | 10,605,694 |
| E1VFN30  | 14,770,610 | 463,516    |
| HSG      | 10,413,910 | 9,746,443  |
| CTG      | 8,076,850  | 6,756,860  |

資料源: Bloomberg & Yuanta Research

河內交易所 (HSX)

|              | 收盤     | 漲跌%    |
|--------------|--------|--------|
| HNI          | 107.04 | 1.23%  |
| HN30         | 209.91 | 0.50%  |
| VNX<br>AllSh | 768.28 | -1.32% |

| 外資交易  | 成交值(十億盾) |
|-------|----------|
| 買進    | 1.96     |
| 賣出    | 33.67    |
| 買超/賣超 | -31.71   |

| 上漲排名/股碼 | 漲跌(VND) | 漲跌%    |
|---------|---------|--------|
| SHB     | 1200    | 10.00% |
| TVC     | 1500    | 4.76%  |
| DP3     | 2900    | 3.52%  |
| AMV     | 500     | 3.01%  |
| LAS     | 100     | 1.56%  |

| 下跌排名/股碼 | 漲跌(VND) | 漲跌%    |
|---------|---------|--------|
| HUT     | -100    | -5.00% |
| TAR     | -1200   | -4.14% |
| PVS     | -500    | -3.88% |
| L14     | -2500   | -3.76% |
| TNG     | -300    | -2.17% |

| 市值排名/股碼 | 十億盾    |
|---------|--------|
| ACB     | 37,245 |
| SHB     | 21,064 |
| VCG     | 11,087 |
| VCS     | 10,181 |
| PVI     | 6,929  |

| 交易量排名/股碼 | 成交值        | 30 日均     |
|----------|------------|-----------|
| SHB      | 16,464,533 | 4,483,333 |
| MBG      | 11,525,325 | 1,623,948 |
| PVS      | 8,332,170  | 4,879,394 |
| HUT      | 5,399,126  | 4,999,365 |
| ACB      | 4,841,457  | 3,331,731 |

資料源: Bloomberg & Yuanta Research

UPCOM 市場 (UPCoM)

|       | 收盤    | 漲跌%    |
|-------|-------|--------|
| UPCoM | 54.24 | -0.13% |

| 外資交易  | 成交值(十億盾) |
|-------|----------|
| 買進    | 9.40     |
| 賣出    | 16.22    |
| 買超/賣超 | -6.82    |

| 上漲排名/股碼 | 漲跌(VND) | 漲跌%   |
|---------|---------|-------|
| C4G     | 276     | 3.83% |
| LTG     | 631     | 3.54% |
| VIB     | 280     | 1.83% |
| LPB     | 127     | 1.69% |
| QNS     | 84      | 0.35% |

| 下跌排名/股碼 | 漲跌(VND) | 漲跌%     |
|---------|---------|---------|
| BOT     | -4946   | -10.52% |
| BSA     | -452    | -3.05%  |
| VEA     | -1218   | -2.85%  |
| ACV     | -1516   | -2.48%  |
| BSR     | -138    | -2.12%  |

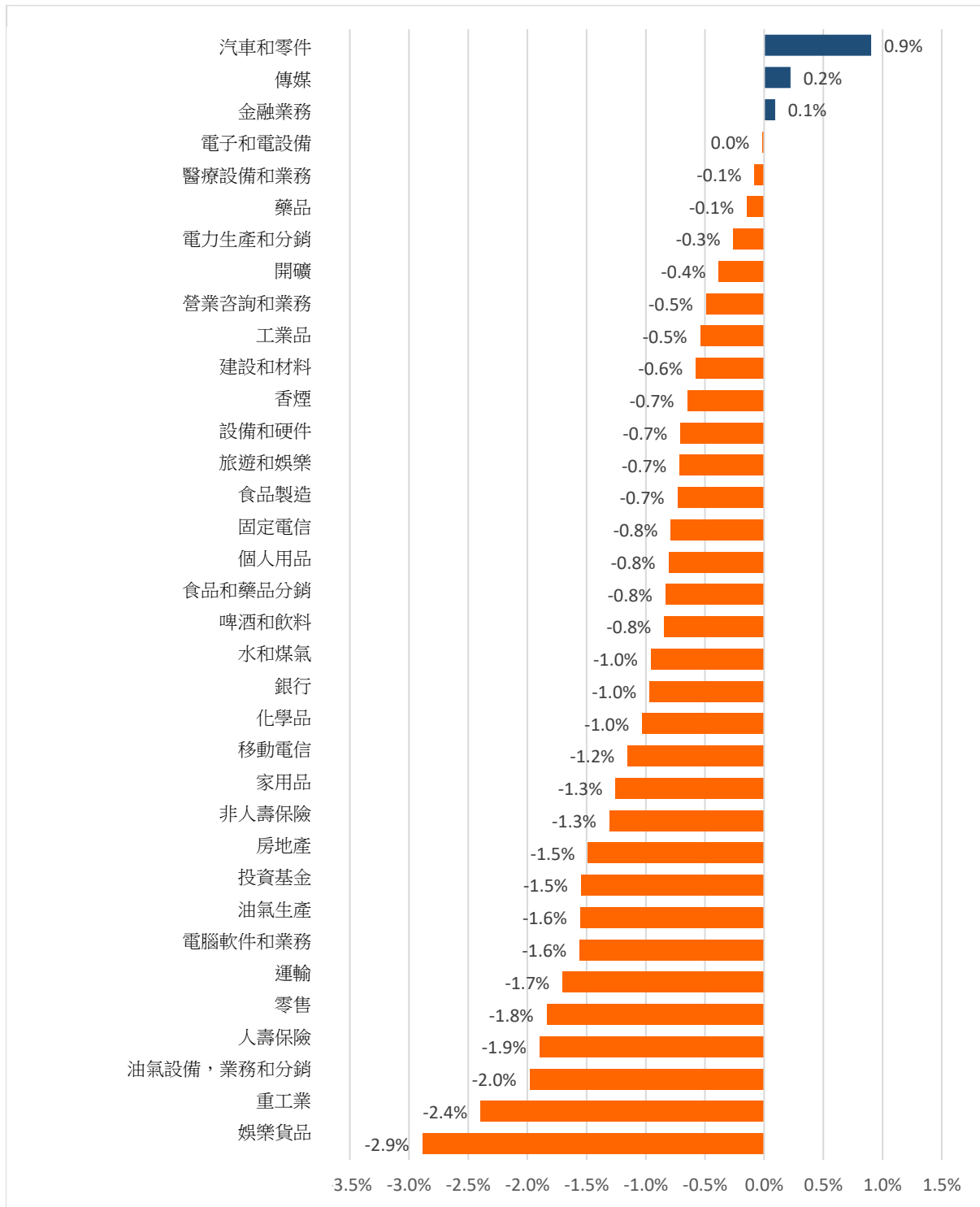
| 市值排名/股碼 | 十億盾     |
|---------|---------|
| ACV     | 133,165 |
| VEA     | 56,819  |
| MCH     | 47,719  |
| BCM     | 24,361  |
| BSR     | 20,150  |

| 交易量排名/股碼 | 成交值       | 30 日均     |
|----------|-----------|-----------|
| BSR      | 5,814,350 | 4,039,863 |
| LPB      | 3,827,220 | 2,749,702 |
| VIB      | 1,648,500 | 688,437   |
| KSH      | 1,274,350 | 194,187   |
| C4G      | 1,113,088 | 822,998   |

資料源: Bloomberg & Yuanta Research

We Create Fortune

## 各行業板塊的交易走勢



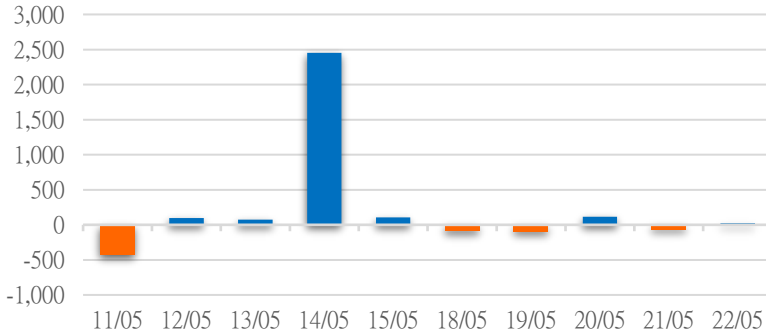
資料源: FinPro - YSVN



We Create Fortune

## 外資買進賣統計

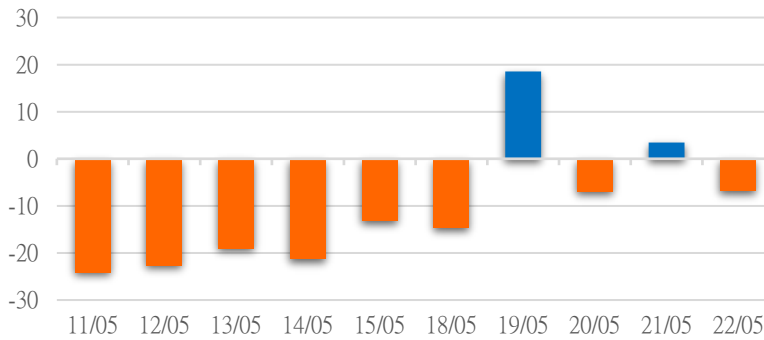
HSX 外資每日買/賣超



| 證券代碼 | 買超金額 (百萬盾) | 證券代碼    | 賣超金額 (百萬盾) |
|------|------------|---------|------------|
| VNM  | 43,551     | HPG     | 29,986     |
| VCB  | 36,852     | E1VFN30 | 22,129     |
| VHM  | 26,315     | CII     | 15,063     |
| VRE  | 17,574     | VJC     | 11,436     |
| VPB  | 16,948     | MBB     | 7,383      |

HSX 外資買/賣超的前 5 名

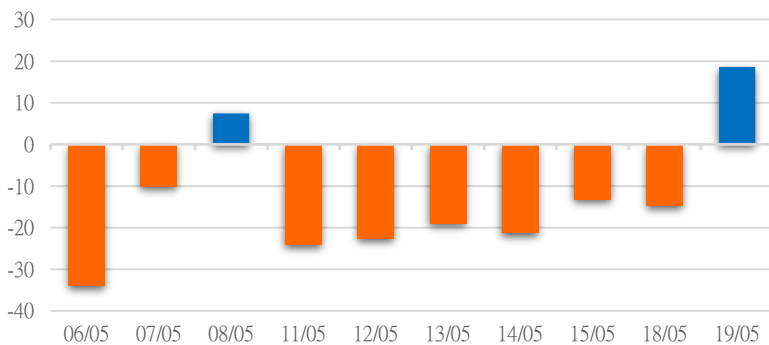
HSX 外資每日買/賣超



| 證券代碼 | 買超金額 (百萬盾) | 證券代碼 | 賣超金額 (百萬盾) |
|------|------------|------|------------|
| VCS  | 387        | SHB  | 27,955     |
| NTP  | 227        | TIG  | 1,819      |
| PVI  | 214        | PGS  | 1,000      |
| AMV  | 197        | SHS  | 823        |
| IDV  | 181        | VCG  | 530        |

HNX 外資買/賣超的前 5 名

UPCOM 外資每日買/賣超



| 證券代碼 | 買超金額 (百萬盾) | 證券代碼 | 賣超金額 (百萬盾) |
|------|------------|------|------------|
| LPB  | 3,373      | ACV  | 11,432     |
| VEA  | 571        | VIB  | 1,548      |
| FOX  | 565        | BSR  | 805        |
| QNS  | 487        | TND  | 42         |
| MFS  | 90         | CNC  | 31         |

UPCOM 外資買/賣超的前 5 名

源: FiinPro - YSVN



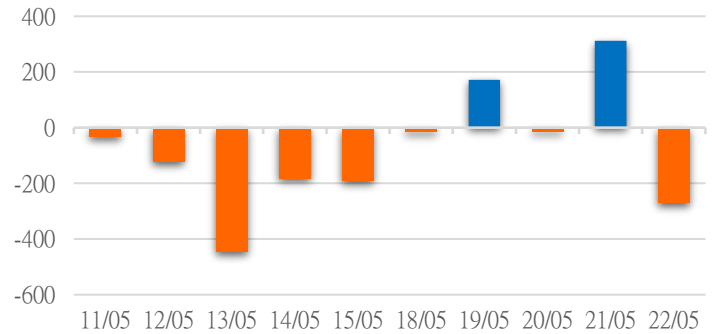
We Create Fortune

### 自營進出統計

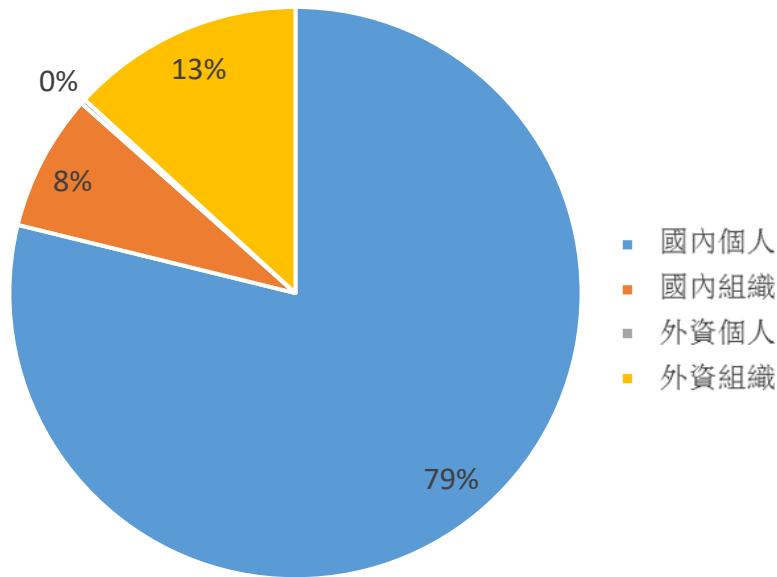
| 證券代碼    | 買超金額 (百萬盾) | 證券代碼    | 賣超金額 (百萬盾) |
|---------|------------|---------|------------|
| E1VFN30 | 39,225     | E1VFN30 | 126,721    |
| STB     | 15,657     | HPG     | 31,019     |
| HPG     | 11,606     | FPT     | 18,809     |
| NKG     | 7,350      | MWG     | 18,527     |
| HSG     | 5,727      | TCB     | 16,601     |

券商自營交易最大前名

券商自營交易每日買/賣超 (bil.VND)



### 越南證券市場投資人類別統計

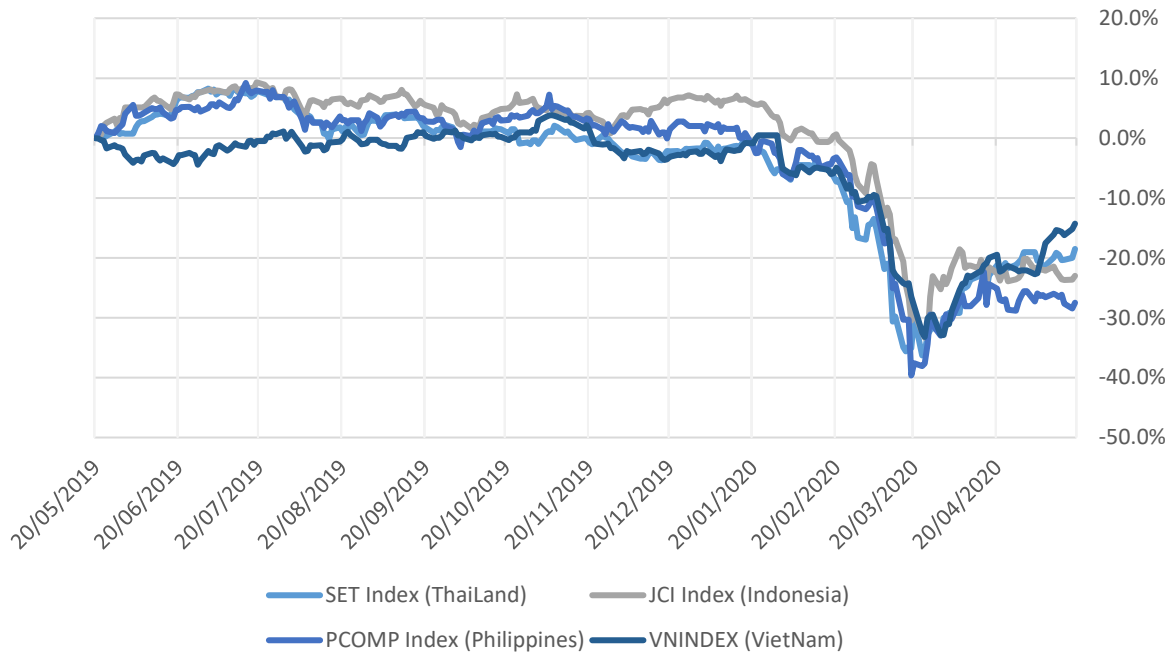


資料源: FiiPro - YSVN



We Create Fortune

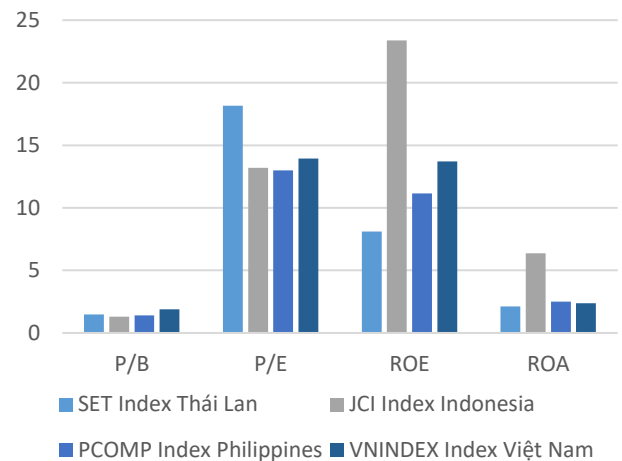
## 東南亞主要市場走勢比較



### 東南亞主要市場數據

|     |         | Thailand | Indonesia | Philippines | Vietnam |
|-----|---------|----------|-----------|-------------|---------|
| P/B |         | 1.4x     | 1.3x      | 1.4x        | 1.9x    |
| P/E |         | 17.9x    | 13.6x     | 12.9x       | 13.9x   |
| ROE | %       | 8.12     | 23.13     | 11.12       | 13.71   |
| ROA | %       | 2.13     | 6.27      | 2.49        | 2.38    |
| 市值  | Bln USD | 444.47   | 358.61    | 139.26      | 129.28  |
| 交易額 | Mln USD | 1.98     | 0.34      | 0.07        | 0.21    |
| 股息率 | %       | 3.80     | 3.57      | 2.17        | 2.16    |

源：Bloomberg & YSVN





We Create **Fortune**

## 元大證券（越南）公司

### 個人客戶分析部

**Nguyễn Thế Minh**

研究分析經理

+84 28 3622 6868 ext 3826

[minh.nguyen@yuanta.com.vn](mailto:minh.nguyen@yuanta.com.vn)

**Lý Thị Hiền**

研究分析主管

+84 28 3622 6868 ext 3908

[hien.ly@yuanta.com.vn](mailto:hien.ly@yuanta.com.vn)

**Quách Đức Khánh**

高級分析專員

+84 28 3622 6868 ext 3833

[khanh.quach@yuanta.com.vn](mailto:khanh.quach@yuanta.com.vn)

**Phạm Tấn Phát**

高級分析專員

+84 28 3622 6868 ext 3880

[phat.pham@yuanta.com.vn](mailto:phat.pham@yuanta.com.vn)

**Nguyễn Trịnh Ngọc Hồng**

分析專員

+84 28 3622 6868 ext 3832

[hong.nguyen@yuanta.com.vn](mailto:hong.nguyen@yuanta.com.vn)

### 個人客戶業務部

**Nguyễn Thanh Tùng**

總公司業務經理

+84 28 3622 6868 ext 3609

[tung.nguyen@yuanta.com.vn](mailto:tung.nguyen@yuanta.com.vn)

**Nguyễn Việt Quang**

河內分行經理

+84 28 3622 6868 ext 3404

[quang.nguyen@yuanta.com.vn](mailto:quang.nguyen@yuanta.com.vn)

**Võ Thị Thu Thủy**

平陽分行經理

+84 28 3622 6868 ext 3505

[thuy.vo@yuanta.com.vn](mailto:thuy.vo@yuanta.com.vn)

**Nguyễn Mạnh Hoạt**

堤岸分行經理

+84 28 3622 6868 ext 3847

[hoat.nguyen@yuanta.com.vn](mailto:hoat.nguyen@yuanta.com.vn)

**Bùi Quốc Phong**

同奈分行經理

+84 28 3622 6868

[phong.bui@yuanta.com.vn](mailto:phong.bui@yuanta.com.vn)

**Lim Mộng Thuận**

華人客戶部經理

+84 28 3622 6868 ext 3649

[thuan.lim@yuanta.com.vn](mailto:thuan.lim@yuanta.com.vn)

**Đinh Thị Thu Cúc**

頭頓分行經理

+84 28 3622 6868 ext 3203

[cuc.dinh@yuanta.com.vn](mailto:cuc.dinh@yuanta.com.vn)

**Võ Đình Tuấn**

峴港分行經理

+84 28 3622 6868 ext 3301

[tuan.vo@yuanta.com.vn](mailto:tuan.vo@yuanta.com.vn)

**Nguyễn Đức Hoàn**

河內南部營業中心經理

+84 28 3622 6868 ext 3409

[hoan.nguyen@yuanta.com.vn](mailto:hoan.nguyen@yuanta.com.vn)



We Create **Fortune**

## Appendix A: Important Disclosures

### Analyst Certification

Each research analyst primarily responsible for the content of this research report, in whole or in part, certifies that with respect to each security or issuer that the analyst covered in this report: (1) all of the views expressed accurately reflect his or her personal views about those securities or issuers; and (2) no part of his or her compensation was, is, or will be, directly or indirectly, related to the specific recommendations or views expressed by that research analyst in the research report.

### Ratings Definitions

**BUY:** We have a positive outlook on the stock based on our expected absolute or relative return over the investment period. Our thesis is based on our analysis of the company's outlook, financial performance, catalysts, valuation and risk profile. We recommend investors add to their position.

**HOLD-Outperform:** In our view, the stock's fundamentals are relatively more attractive than peers at the current price. Our thesis is based on our analysis of the company's outlook, financial performance, catalysts, valuation and risk profile.

**HOLD-Underperform:** In our view, the stock's fundamentals are relatively less attractive than peers at the current price. Our thesis is based on our analysis of the company's outlook, financial performance, catalysts, valuation and risk profile.

**SELL:** We have a negative outlook on the stock based on our expected absolute or relative return over the investment period. Our thesis is based on our analysis of the company's outlook, financial performance, catalysts, valuation and risk profile. We recommend investors reduce their position.

**Under Review:** We actively follow the company, although our estimates, rating and target price are under review.

**Restricted:** The rating and target price have been suspended temporarily to comply with applicable regulations and/or Yuanta policies.

Note: Yuanta research coverage with a Target Price is based on an investment period of 12 months. Greater China Discovery Series coverage does not have a formal 12 month Target Price and the recommendation is based on an investment period specified by the analyst in the report.

### Global Disclaimer

© 2018 Yuanta. All rights reserved. The information in this report has been compiled from sources we believe to be reliable, but we do not hold ourselves responsible for its completeness or accuracy. It is not an offer to sell or solicitation of an offer to buy any securities. All opinions and estimates included in this report constitute our judgment as of this date and are subject to change without notice.

This report provides general information only. Neither the information nor any opinion expressed herein constitutes an offer or invitation to make an offer to buy or sell securities or other investments. This material is prepared for general circulation to clients and is not intended to provide tailored investment advice and does not take into account the individual financial situation and objectives of any specific person who may receive this report. Investors should seek financial advice regarding the appropriateness of investing in any securities, investments or investment strategies discussed or recommended in this report. The information contained in this report has been compiled from sources believed to be reliable but no representation or warranty, express or implied, is made as to its accuracy, completeness or correctness. This report is not (and should not be construed as) a solicitation to act as securities broker or dealer in any jurisdiction by any person or company that is not legally permitted to carry on such business in that jurisdiction.

Yuanta research is distributed in the United States only to Major U.S. Institutional Investors (as defined in Rule 15a-6 under the Securities Exchange Act of 1934, as amended and SEC staff interpretations thereof). All transactions by a US person in the securities mentioned in this report must be effected through a registered broker-dealer under Section 15 of the Securities Exchange Act of 1934, as amended. Yuanta research is distributed in Taiwan by Yuanta Securities Investment Consulting. Yuanta research is distributed in Hong Kong by Yuanta Securities (Hong Kong) Co. Limited, which is licensed in Hong Kong by the Securities and Futures Commission for regulated activities, including Type 4 regulated activity (advising on securities). In Hong Kong, this research report may not be redistributed, retransmitted or disclosed, in whole or in part or any form or manner, without the express written